



**Notice of 2020 Annual Meeting and
Proxy Statement
and
2019 Annual Report**



Notice of 2020 Annual Meeting
and Proxy Statement



April 28, 2020

Dear Fellow Stockholder:

Our 2019 financial results demonstrate our success navigating challenges with a disciplined approach to growth, investment, profitability and capital allocation. Consolidated revenue declined 3% year-over-year, 2019 GAAP net income grew 12% to \$126 million, and adjusted EBITDA grew 4% to \$438 million while Cash flow from operating activities grew 5% to \$424 million.

We have operated a very cash generative business over many years and we took action in three important focus areas to ensure that would continue for years to come. Specifically, we:

- Continued to focus on driving revenue growth outside of the hotel auction;
- Adjusted our cost structure to support continued strong adjusted EBITDA and operating cash flow; and
- Returned a total of \$548 million of capital to stockholders through a special dividend and share buyback.

We ended 2019 with \$319 million of cash and cash equivalents, and no outstanding debt.

Thus far in 2020, increased impacts of the COVID-19 outbreak have created significant uncertainty related to global travel trends. On March 18, 2020 we announced the withdrawal of our 2020 outlook and associated commentary, given our inability to reliably quantify the COVID-19 outbreak's impact on our future financial results. I note that while the COVID-19 outbreak's full impacts are still to be determined, the travel and tourism industry has recovered from past disruptions. At Tripadvisor, we have successfully navigated these disruptions, and we will continue to operate prudently through this challenging period. We are confident that travel will rebound. Also, we are confident in our long-term business prospects and strategy. We are closely monitoring this developing situation, and will continue to actively support Tripadvisor's consumers, partners and employees worldwide.

You are cordially invited to attend the Annual Meeting of Stockholders of Tripadvisor, Inc. to be held on Tuesday, June 9, 2020, at 11:00 a.m. Eastern Time. Due to concerns about COVID-19, this year the annual meeting will be a completely virtual meeting of stockholders. You may attend the meeting, submit questions and vote your shares electronically during the meeting via the Internet by visiting www.virtualstockholdermeeting.com/TRIP2020. To enter the annual meeting electronically, you will need the control number that is printed in the box marked by the arrow on your proxy card. We recommend logging in at least fifteen minutes before the meeting to ensure that you are logged in when the meeting starts. Online check-in will start shortly before the meeting on June 9, 2020.

At the Annual Meeting, stockholders will be asked to vote on the matters described in the accompanying notice of annual meeting and proxy statement, as well as such other business that may properly come before the meeting and any adjournments or postponements thereof. **Your vote is very important to us.** Please review the instructions for each voting option described in the Notice and in this Proxy Statement. Your prompt cooperation will be greatly appreciated.

Sincerely,

A handwritten signature in black ink that reads "Stephen Kauffer".

STEPHEN KAUFER
President and Chief Executive Officer



400 1st Avenue
Needham, Massachusetts 02494

NOTICE OF ANNUAL MEETING OF STOCKHOLDERS

To Be Held on June 9, 2020

The Annual Meeting of Stockholders of Tripadvisor, Inc., a Delaware corporation, will be held on Tuesday, June 9, 2020, at 11:00 a.m. Eastern Time. Due to concerns about the COVID-19 pandemic, this year the Annual Meeting will be held via the internet and will be a completely virtual meeting. You may attend the Annual Meeting, submit questions and vote your shares electronically during the meeting via the Internet by visiting www.virtualstockholdermeeting.com/TRIP2020. To enter the Annual Meeting, you will need the 16-digit control number that is printed in the box marked by the arrow on your proxy card. We recommend logging in at least fifteen minutes before the meeting to ensure that you are correctly logged in when the Annual Meeting begins. The online check-in will start shortly before the Annual Meeting on June 9, 2020. At the Annual Meeting, stockholders will be asked to consider the following:

1. To elect the nine directors named in this Proxy Statement, each to serve for a one-year term from the date of his election and until such director's successor is elected or until such director's earlier resignation or removal;
2. To ratify the appointment of KPMG LLP as our independent registered public accounting firm for the fiscal year ending December 31, 2020; and
3. To consider and act upon any other business that may properly come before the Annual Meeting and any adjournments or postponements thereof.

Only holders of record of outstanding shares of Tripadvisor capital stock at the close of business on April 17, 2020 are entitled to notice of and to vote at the Annual Meeting and at any adjournments or postponements thereof. We will furnish the Notice of Annual Meeting of Stockholders, Proxy Statement and Annual Report on Form 10-K for the fiscal year ended December 31, 2019 over the Internet. We will send to our stockholders a Notice of Internet Availability of Proxy Materials on or about April 28, 2020, and provide access to our proxy materials over the Internet to our holders of record and beneficial owners of our capital stock as of the close of business on the record date. You may request paper copies by following the instructions on the Notice of Internet Availability of Proxy Materials.

By Order of the Board of Directors,

A handwritten signature in black ink, appearing to read "Seth J. Kalvert".

SETH J. KALVERT
Senior Vice President, General Counsel
and Secretary

April 28, 2020

**Important Notice Regarding the Availability of Proxy Materials
for the Annual Meeting of Stockholders to Be Held on June 9, 2020**

**This Proxy Statement and the 2019 Annual Report are available at:
<http://ir.Tripadvisor.com/annual-proxy.cfm>**



PROXY STATEMENT FOR THE ANNUAL MEETING OF STOCKHOLDERS

TABLE OF CONTENTS

	<u>Page</u>
Procedural Matters	2
Proposal 1: Election of Directors	6
Corporate Governance	13
Proposal 2: Ratification of Appointment of Independent Registered Public Accounting Firm	21
Audit Committee Report	23
Compensation Discussion and Analysis	24
CEO Pay Ratio	38
Executive Compensation	39
Director Compensation	53
Security Ownership of Certain Beneficial Owners and Management	55
Certain Relationships and Related Person Transactions	57
Where You Can Find More Information and Incorporation By Reference	58
Annual Reports	58
Proposals by Stockholders for Presentation at the 2021 Annual Meeting	58
Delivery of Documents to Stockholders Sharing an Address	58

PROCEDURAL MATTERS

This Proxy Statement is being furnished to holders of common stock and Class B common stock of Tripadvisor, Inc., a Delaware corporation, in connection with the solicitation of proxies by Tripadvisor's Board of Directors (the "Board") for use at its 2020 Annual Meeting of Stockholders or any adjournment or postponement thereof (the "Annual Meeting"). All references to "Tripadvisor," the "Company," "we," "our" or "us" in this Proxy Statement are to Tripadvisor, Inc. and its subsidiaries. An Annual Report to Stockholders, containing financial statements for the year ended December 31, 2019, and this Proxy Statement are being made available to all stockholders entitled to vote at the Annual Meeting.

Tripadvisor's principal executive offices are located at 400 1st Avenue, Needham, Massachusetts 02494. This Proxy Statement is being made available to Tripadvisor stockholders on or about April 28, 2020.

Date, Time and Place of Meeting

The Annual Meeting will be held on Tuesday, June 9, 2020, at 11:00 a.m. local time. Due to concerns about the COVID-19 pandemic, this year the Annual Meeting will be held via the Internet and will be a completely virtual meeting. You may attend the meeting, submit questions and vote your shares electronically during the meeting via the Internet by visiting www.virtualstockholdermeeting.com/TRIP2020. To enter the annual meeting, you will need the 16-digit control number that is printed in the box marked by the arrow on your proxy card. We recommend logging in at least fifteen minutes before the meeting to ensure that you are logged in when the meeting starts.

If you encounter any difficulties accessing the virtual meeting during the check-in or meeting time, please call the technical support number that will be posted on the virtual meeting web portal.

Record Date and Voting Rights

The Board established the close of business on April 17, 2020, as the record date for determining the holders of Tripadvisor common stock entitled to notice of and to vote at the Annual Meeting. On the record date, 121,326,497 shares of common stock and 12,799,999 shares of Class B common stock were outstanding and entitled to vote at the Annual Meeting. Tripadvisor stockholders are entitled to one vote for each share of common stock and ten votes for each share of Class B common stock held as of the record date, voting together as a single voting group, on (i) the election of six of the nine director nominees, and (ii) the ratification of the appointment of KPMG LLP as Tripadvisor's independent registered public accounting firm for the year ending December 31, 2020. Tripadvisor stockholders are entitled to one vote for each share of common stock held as of the record date in the election of the three director nominees that the holders of Tripadvisor common stock are entitled to elect as a separate class pursuant to Tripadvisor's restated certificate of incorporation. Stockholders have no right to cumulative voting as to any matter, including the election of directors.

On August 27, 2014, the entire beneficial ownership of our common stock and Class B common stock previously held by Liberty Interactive Corporation, which is currently known as Qurate Retail, Inc. ("Liberty") was transferred to Liberty Tripadvisor Holdings, Inc. ("LTRIP"). Simultaneously, Liberty, LTRIP's former parent company, distributed, by means of a dividend, to the holders of its Liberty Ventures common stock, Liberty's entire equity interest in LTRIP. We refer to this transaction as the Liberty Spin-Off. As a result of the Liberty Spin-Off, effective August 27, 2014, LTRIP became a separate, publicly traded company and 100% of Liberty's interest in Tripadvisor was held by LTRIP. Liberty also assigned to LTRIP its rights and obligations under the Governance Agreement between Tripadvisor and Liberty, dated December 20, 2011 (the "Governance Agreement").

As a result of these transactions, as of the record date, LTRIP beneficially owned 18,159,753 shares of our common stock and 12,799,999 shares of our Class B common stock, which shares constitute 15.0% of the outstanding shares of common stock and 100% of the outstanding shares of Class B Common Stock. Assuming the conversion of all of the LTRIP's shares of Class B common stock into common stock, as of the record date LTRIP would beneficially own 23.1% of the outstanding common stock. Because each share of Class B common stock generally is entitled to ten votes per share and each share of common stock is entitled to one vote per share, as of the record date LTRIP may be deemed to beneficially own equity securities representing 58.6% of our voting power. As a result, regardless of the vote of any other Tripadvisor stockholder, LTRIP has control over the vote relating to (i) the election of six of the nine director nominees; and (ii) the ratification of the appointment of KPMG LLP as Tripadvisor's independent registered public accounting firm for the fiscal year ending December 31, 2020.

Quorum; Abstentions; Broker Non-Votes

Transaction of business at the Annual Meeting may occur if a quorum is present. If a quorum is not present, it is expected that the Annual Meeting will be adjourned or postponed in order to permit additional time for soliciting and obtaining additional proxies or votes, and, at any subsequent reconvening of the Annual Meeting, all proxies will be voted in the same manner as such proxies would have been voted at the original convening of the Annual Meeting, except for any proxies that have been effectively revoked or withdrawn.

With respect to (i) the election of six of the nine director nominees; and (ii) the ratification of the appointment of KPMG LLP as Tripadvisor's independent registered public accounting firm for the fiscal year ending December 31, 2020, the presence at the Annual Meeting, in person or by proxy, of the holders of a majority of the total votes entitled to be cast constitutes a quorum. Virtual attendance at the Annual Meeting also constitutes presence in person for purposes of quorum at the Annual Meeting. For the election of the three directors whom the holders of Tripadvisor common stock are entitled to elect as a separate class, the presence at the Annual Meeting, in person or by proxy, of the holders of a majority of shares of common stock constitutes a quorum.

If a share is represented for any purpose at the meeting, it is deemed to be present for quorum purposes and for all other matters as well. Shares of Tripadvisor capital stock represented by a properly executed proxy will be treated as present at the Annual Meeting for purposes of determining a quorum, without regard to whether the proxy is marked as casting a vote or abstaining.

Abstentions and broker non-votes are counted as present and entitled to vote for purposes of determining a quorum. A broker non-vote occurs when a nominee holding shares for a beneficial owner does not vote the shares on a proposal because the nominee does not have discretionary voting power for a particular item and has not received instructions from the beneficial owner regarding voting. Brokers who hold shares for the accounts of their clients have discretionary authority to vote shares if specific instructions are not given with respect to the ratification of the appointment of our independent registered public accounting firm. Brokers do not have discretionary authority to vote on the election of our directors, so we encourage you to provide instructions to your broker regarding the voting of your shares.

Solicitation of Proxies

Tripadvisor will bear the cost of the solicitation of proxies from its stockholders. In addition to solicitation by mail, the directors, officers and employees of Tripadvisor, without additional compensation, may solicit proxies from stockholders by telephone, by letter, by facsimile, in person or otherwise. Following the original mailing of the proxies and other soliciting materials, Tripadvisor will ask brokers, trusts, banks or other nominees to forward copies of the proxy and other soliciting materials to persons for whom they hold shares of Tripadvisor capital stock and to request authority for the exercise of proxies. In such cases, Tripadvisor, upon the request of the brokers, trusts, banks and other stockholder nominees, will reimburse such holders for their reasonable expenses.

Voting of Proxies

The manner in which your shares may be voted depends on whether you are a:

- *Registered stockholder*: Your shares are represented by certificates or book entries in your name on the records of Tripadvisor's stock transfer agent and you have the right to vote those shares directly; or
- *Beneficial stockholder*: You hold your shares in "street name" through a broker, trust, bank or other nominee and you have the right to direct your broker, trust, bank or other nominee on how to vote the shares in your account; however, you must request and receive a valid proxy from your broker, trust, bank or other nominee.

Whether you hold shares directly as a registered stockholder or beneficially as a beneficial stockholder, you may direct how your shares are voted without attending the Annual Meeting. For directions on how to vote, please refer to the instructions below and those on the Notice of Internet Availability of Proxy Materials, proxy card or voting instruction form provided. To vote using the Internet or by telephone, you will be required to enter the control number included on your Notice of Internet Availability of Proxy Materials or other voting instruction form provided by your broker, trust, bank or other nominee.

- *Using the Internet.* Registered stockholders may vote using the Internet by going to www.proxyvote.com and following the instructions. Beneficial stockholders may vote by accessing the website specified on the voting instruction forms provided by their brokers, trusts, banks or other nominees.
- *By Telephone.* Registered stockholders may vote, from within the United States, using any touch-tone telephone by calling 1-800-690-6903 and following the recorded instructions. Beneficial owners may vote, from within the United States, using any touch-tone telephone by calling the number specified on the voting instruction forms provided by their brokers, trusts, banks or other nominees.
- *By Mail.* Registered stockholders may submit proxies by mail by requesting printed proxy cards and marking, signing and dating the printed proxy cards and mailing them in the accompanying pre-addressed envelopes. Beneficial owners may vote by marking, signing and dating the voting instruction forms provided by their brokers, trusts, banks or other nominees and mailing them in the accompanying pre-addressed envelopes.

All proxies properly submitted and not revoked will be voted at the Annual Meeting in accordance with the instructions indicated thereon. If no instructions are provided, such proxies will be voted FOR proposals (1) and (2).

Tripadvisor is incorporated under Delaware law, which specifically permits electronically transmitted proxies, provided that each such proxy contains, or is submitted with, information from which the inspector of elections can determine that such proxy was authorized by the stockholder. The electronic voting procedures provided for the Annual Meeting are designed to authenticate each stockholder by use of a control number, to allow stockholders to vote their shares and to confirm that their instructions have been properly recorded.

Voting in Person at the Annual Meeting

Virtual attendance at the Annual Meeting constitutes presence in person for purposes of each required vote. Votes in person will replace any previous votes you have made by mail or telephone or via the Internet. Attendance at the Annual Meeting without voting or revoking a previous proxy in accordance with the voting procedures will not in and of itself revoke a proxy.

Holders of record may vote their shares electronically during the meeting via the Internet by visiting www.virtualstockholdermeeting.com/TRIP2020. To enter the annual meeting, holders will need the 16-digit control number that is printed in the box marked by the arrow on their proxy card. We recommend logging in at least fifteen minutes before the meeting to ensure that they are logged in when the meeting starts. Online check-in will start shortly before the meeting.

Your vote is very important. Whether or not you plan to attend the Annual Meeting, please take the time to vote via the Internet, by telephone or by returning your marked, signed and dated proxy card so that your shares will be represented at the Annual Meeting.

Revocation of Proxies

Any proxy given pursuant to this solicitation may be revoked by the person giving it any time before the taking of the vote at the Annual Meeting.

If you are a beneficial stockholder, you may revoke your proxy or change your vote only by following the separate instructions provided by your broker, trust, bank or other nominee.

If you are a registered stockholder, you may revoke your proxy at any time before it is exercised at the Annual Meeting by (i) delivering written notice, bearing a date later than the proxy, stating that the proxy is revoked, or (ii) submitting a later-dated proxy relating to the same shares by mail or telephone or via the Internet prior to the vote at the Annual Meeting. Registered holders may send any written notice or request for a new proxy card to Tripadvisor, Inc., c/o Broadridge, 51 Mercedes Way, Edgewood, New York 11717, or follow the instructions provided on the Notice of Internet Availability of Proxy Materials and proxy card to submit a new proxy by telephone or via the Internet. Registered holders may also request a new proxy card by calling 1-800-579-1639. Your attendance at the annual meeting will not, by itself, revoke a prior vote or proxy from you.

Other Business

The Board does not presently intend to bring any business before the Annual Meeting other than the proposals discussed in this Proxy Statement and specified in the Notice of Annual Meeting of Stockholders. The Board has no knowledge of any other matters to be presented at the Annual Meeting other than those described in this Proxy Statement. If any other matters should properly come before the Annual Meeting, the persons designated in the proxy will vote on them according to their best judgment.

PROPOSAL 1: ELECTION OF DIRECTORS

Overview

Our Board currently consists of nine members. Pursuant to the terms of Tripadvisor's bylaws, each director serves for a one-year term from the date of his or her election and until such director's successor is elected or until such director's earlier resignation or removal. The Board recommends that each of the nine nominees listed below be elected to serve a one-year term and until such director's successor shall have been duly elected and qualified or until such director's earlier resignation or removal:

Gregory B. Maffei
Stephen Kaufer
Jay C. Hoag
Betsy L. Morgan
M. Greg O'Hara
Jeremy Philips
Albert E. Rosenthaler
Trynka Shineman Blake
Robert S. Wiesenthal

Tripadvisor's restated certificate of incorporation provides that the holders of Tripadvisor common stock, acting as a single class, are entitled to elect a number of directors equal to 25% of the total number of directors, rounded up to the next whole number, which will be three directors as of the date of the Annual Meeting. The Board has designated Ms. Shineman and Messrs. Philips and Wiesenthal as nominees for the positions on the Board to be elected by the holders of Tripadvisor common stock voting as a separate class.

Pursuant to the Governance Agreement, LTRIP has the right to nominate up to a number of directors equal to 20% of the total number of the directors on the Board (rounded up to the next whole number if the number of directors on the Board is not an even multiple of five) for election to the Board and has certain other rights regarding committee participation, so long as certain stock ownership requirements applicable to LTRIP are satisfied. LTRIP has designated Messrs. Maffei and O'Hara as its nominees to the Board.

Although management does not anticipate that any of the nominees named above will be unable or unwilling to stand for election, in the event of such an occurrence, proxies may be voted for a substitute nominee designated by the Board.

Information Regarding Director Nominees

The information provided below about each nominee is as of the date of this Proxy Statement. The information presented includes the names of each of the nominees, along with his or her age, any positions held with the Company, term of office as a director, principal occupations or employment for the past five years or more, involvement in certain legal proceedings, if applicable, and the names of all other publicly-held companies for which he or she currently serves as a director or has served as a director during the past five years. The information also includes a description of the specific experience, qualifications, attributes and skills of each nominee that led our Board to conclude that he or she should serve as a director of the company for the ensuing term.

The nine nominees to the Board possess the experience and qualifications that we believe will allow them to make substantial contributions to the Board. In selecting nominees to the Board, we seek to ensure that the Board collectively has a balance of diversity, experience and expertise, including chief executive officer experience, chief financial officer experience, international expertise, corporate governance experience and experience in other functional areas that are relevant to our business. Following, please find a more detailed discussion of the business experience and qualifications of each of the nominees to the Board.

Gregory B. Maffei**Age:** 59**Director Since:** 2013**Committee Memberships:***Compensation**Executive*

Mr. Maffei has served as a director as well as the President and Chief Executive Officer of Liberty Media Corporation (“LMC”) (including its predecessor) since May 2007, LTRIP since July 2013, Liberty Broadband Corporation (“LBC”) since June 2014 and GCI Liberty, Inc. since March 2018. He has served as Chairman of the board of directors of Qurate Retail, Inc. (“Qurate”) since March 2018 and as a director of Qurate (including its predecessor) since November 2005. He previously served as President and Chief Executive Officer of Qurate from February 2006 to March 2018 and CEO-Elect from November 2005 through February 2006. Prior to joining Qurate, Mr. Maffei served as President and Chief Financial Officer of Oracle Corporation, Chairman, President and Chief Executive Officer of 360networks Corporation and Chief Financial Officer of Microsoft Corporation. Mr. Maffei currently serves on the board of directors of the following public companies: Sirius XM Holdings Inc., Live Nation Entertainment, Inc., Charter Communications, Inc., Zillow Group, Inc. and Pandora Media, Inc. Mr. Maffei is a member of the Council on Foreign Relations and the Board of Trustees of Dartmouth College. Mr. Maffei previously served on the board of directors of Starz, Electronic Arts, Inc., Barnes & Noble, Inc., Citrix Systems, Inc., DirecTV, Starbucks Corp., and Dorling Kindersley Limited. Mr. Maffei holds an M.B.A. from Harvard Business School, where he was a Baker Scholar, and an A.B. from Dartmouth College.

Board Membership Qualifications

Mr. Maffei brings to our Board significant financial and operational experience based on his senior policy-making positions at LMC, Qurate, LBC and LTRIP, his previous executive positions at Oracle, 360networks and Microsoft and his other public company board experience. He provides our board with an executive and leadership perspective on the operation and management of large public companies and risk management principles.

Stephen Kaufer**Age:** 57**Director Since:** 2011**Committee Memberships:***Executive*

Mr. Kaufer co-founded Tripadvisor in February 2000 and has been the President and Chief Executive Officer of Tripadvisor since that date. Mr. Kaufer has been a director of Tripadvisor since the completion of the spin-off of Tripadvisor from Expedia, Inc. (“Expedia”) in December 2011 (the “Spin-Off”). Mr. Kaufer serves on the board of directors of CarGurus, Inc., a company traded on The Nasdaq Stock Market, LLC. Mr. Kaufer also serves as President and Chairman of the board of directors of The Tripadvisor Foundation, a private charitable foundation, and on the board of Neuroendocrine Tumor Research Foundation, a charity. Prior to co-founding Tripadvisor, Mr. Kaufer served as President of CDS, Inc., an independent software vendor specializing in programming and testing tools, and co-founded CenterLine Software and served as its Vice President of Engineering. Mr. Kaufer holds an A.B. in Computer Science from Harvard University.

Board Membership Qualifications

As co-founder of Tripadvisor and through his service as its Chief Executive Officer, Mr. Kaufer has extensive knowledge of our business and operations, and significant experience in the online advertising sector of the global travel industry. Mr. Kaufer also possesses strategic and governance skills gained through his executive and director roles with several other companies.

Jay C. Hoag**Age:** 61**Director Since:** 2018**Committee Memberships:***Compensation - Chair*
Section 16 - Chair

Mr. Hoag co-founded Technology Crossover Ventures, a private equity and venture capital firm, in 1995 and continues to serve as a founding General Partner. Mr. Hoag serves on the Boards of Directors of the following public companies: Electronic Arts Inc.; Netflix, Inc.; Peloton Interactive, Inc.; and Zillow Group, Inc. Mr. Hoag also serves on the board of directors of several private companies. Previously, Mr. Hoag has served on the board of directors of numerous other public and private companies. Mr. Hoag also serves on the Board of Trustees of Northwestern University and Vanderbilt University and the Investment Advisory Board of the University of Michigan. Mr. Hoag holds an M.B.A. from the University of Michigan and a B.A. from Northwestern University.

Board Membership Qualifications

As a venture capital investor, Mr. Hoag brings strategic insights and extensive financial experience to our Board. He has evaluated, invested in and served as a board and committee member of numerous companies, both public and private, and is familiar with a full range of corporate and board functions. His many years of experience helping companies shape and implement strategy provide our Board with unique perspectives on matters such as risk management, corporate governance, talent selection and leadership development.

Betsy L. Morgan**Age:** 51**Director Since:** 2019**Committee Memberships:***None*

Ms. Morgan is currently the co-founder of Magnet Companies, a private equity-backed company focused on media and commerce, and an associate professor at Columbia Business School and Columbia College. From February 2016 to July 2018, Ms. Morgan served as an Executive in Residence of LionTree, an advisory and merchant bank firm specializing in technology and media. From January 2011 to July 2015, Ms. Morgan was the CEO of TheBlaze, an early multi-platform and direct-to-consumer news and entertainment company. Prior to TheBlaze, Ms. Morgan was the CEO of The Huffington Post. Ms. Morgan currently serves on the board of directors of the following privately-held companies: Trusted Media Brands, Chartbeat and TheSkimm. Ms. Morgan has an M.B.A from Harvard Business School and a B.A. in Political Science and Economics from Colby College, where she served as a member of the Board of Trustees for eight years. She is also a contributor to Riptide, an oral history of journalism and digital innovation created by Harvard's Shorenstein Center on Media, Politics and Public Policy.

Board Membership Qualifications

Ms. Morgan has extensive experience leading digital media, subscription and original content businesses. This experience will benefit Tripadvisor and its stockholders as we continue to execute on our strategy. Her financial background, investment knowledge and Board experience also make her an excellent addition to the Board, able to provide valuable insight and advice.

M. Greg O'Hara**Age:** 54**Director Since:** 2020**Committee Memberships:***None*

Mr. O'Hara founded Certares Management LLC in 2012 and serves as its Senior Managing Director, as the Head of its Investment Committee and as a member of its Management Committee. Mr. O'Hara serves as the Executive Chairman of American Express Global Business Travel, as the Vice Chairman of the Liberty TripAdvisor Holdings board of directors and as a director of Travel Leaders Group, The Innocence Project, Mystic Invest, World Travel & Tourism Council and Certares Holdings LLC. Prior to forming Certares Management LLC, Mr. O'Hara served as Chief Investment Officer of JPMorgan Chase's Special Investments Group and as a Managing Director of One Equity Partners, the private equity arm of JPMorgan. Mr. O'Hara also served as Executive Vice President and a director of Worldspan. Mr. O'Hara received his Master of Business Administration degree from Vanderbilt University.

Board Membership Qualifications

Mr. O'Hara's extensive background in investment analysis and management and his particular expertise in the travel industry contribute to our Board's evaluation of investment and financial opportunities and strategies and strengthen our board's collective qualifications, skills and attributes.

Jeremy Philips**Age:** 47**Director Since:** 2011**Committee Memberships:***Audit*

Mr. Philips has been a general partner of Spark Capital since May 2014. From January 2012 until May 2014, Mr. Philips invested in private technology companies. From June 2010 to January 2012, Mr. Philips served as the Chief Executive Officer of Photon Group Limited, a holding company listed on the Australian Securities Exchange. From July 2004 to March 2010, Mr. Philips held various roles of increasing responsibility with News Corporation, most recently as an Executive Vice President in the Office of the Chairman. Prior to joining News Corporation, he served in several roles, including co-founder and Vice-Chairman of ecorp, a publicly traded Internet holding company, and as an analyst at McKinsey & Company. Mr. Philips is on the board of directors of several private Internet companies. He is an adjunct professor at Columbia Business School and holds a B.A. and LL.B. from the University of New South Wales and an MPA from the Harvard Kennedy School of Government.

Board Membership Qualifications

Mr. Philips has significant strategic and operational experience acquired through his service as Chief Executive Officer and other executive-level positions. He also possesses a high level of financial literacy and expertise regarding mergers, acquisitions, investments and other strategic transactions as well as an extensive background in the Internet industry.

Albert E. Rosenthaler**Age:** 60**Director Since:** 2016**Committee Memberships:***None*

Mr. Rosenthaler has served as Chief Corporate Development Officer of LMC, Qurate, LTRIP and LBC since October 2016, and GCI Liberty, Inc. since March 2018. He previously served as Chief Corporate Development Officer of Liberty Expedia Holdings, Inc. from October 2016 to July 2019 and Chief Tax Officer of LMC, Qurate, LTRIP and LBC from January 2016 to September 2016, and Liberty Expedia Holdings, Inc. from March 2016 to September 2016. Prior to that, Mr. Rosenthaler served as a Senior Vice President of LMC (including its predecessor) from May 2007 to December 2015, Qurate (including its predecessors) from April 2002 to December 2015, LTRIP from July 2013 to December 2015 and LBC from June 2014 to December 2015. Mr. Rosenthaler has also served on the board of directors of LTRIP since August 2014. He is a graduate of Olivet College (B.A.) and University of Illinois (M.A.S.).

Board Membership Qualifications

Mr. Rosenthaler has significant executive and financial experience gained through his service as an executive officer of Qurate and LMC for many years and as a partner of a major national accounting firm for more than five years prior to joining QurateLiberty. Mr. Rosenthaler brings a unique perspective to our Board, focused in particular on the areas of tax management, mergers and acquisitions and financial structuring. Mr. Rosenthaler's perspective and expertise assist the Board in developing strategies that take into consideration the application of tax laws and capital allocation.

Trynka Shineman Blake**Age:** 46**Director Since:** 2019**Committee Memberships:***None*

Ms. Shineman currently serves on the board of directors of Ally Financial, Inc., a leading digital financial services company currently traded on the New York Stock Exchange, and serves as a member of the Audit and Digital Transformation Committees. She is also a member of the Board of Trustees of the Mass Technology Leadership Council. From March 2004 through February 2019, Ms. Shineman held positions of increasing responsibility with Cimpres N.V., and most recently was the Chief Executive Officer of its Vistaprint business. Ms. Shineman has an M.B.A from Columbia Business School and a B.A. in Psychology from Cornell University.

Board Membership Qualifications

Ms. Shineman has many years of experience with customer-focused businesses and with digital transformations. She has extensive experience helping companies develop a deep understanding of customer needs and shaping the organization around those needs. She will be able to provide the Board and management with important insight and counsel as Tripadvisor improves its platform to provide its users a better and more inspired travel planning experience.

Robert S. Wiesenthal**Age:** 53**Director Since:** 2011**Committee Memberships:***Audit – Chair*

Since July 2015, Mr. Wiesenthal has served as founder and Chief Executive Officer of Blade Urban Air Mobility, Inc., a technology enabled short-distance aviation company and the largest arranger of helicopter flights in and out of city centers in the U.S. From January 2013 to July 2015, Mr. Wiesenthal served as Chief Operating Officer of Warner Music Group Corp., a leading global music conglomerate. From 2000 to 2012, Mr. Wiesenthal served in various senior executive capacities with Sony Corporation, most recently as Executive Vice President and Chief Financial Officer of Sony Corporation of America. Prior to joining Sony, from 1988 to 2000, Mr. Wiesenthal served in various capacities with Credit Suisse First Boston, most recently as Managing Director, Head of Digital Media and Entertainment. Mr. Wiesenthal previously served on the board of directors of Starz. Mr. Wiesenthal has a B.A. from the University of Rochester.

Board Membership Qualifications

Mr. Wiesenthal possesses extensive strategic, operational and financial experience, gained through his wide range of service in executive-level positions with a strong focus on networked consumer electronics, entertainment, and digital media. He also has a high degree of financial literacy and expertise regarding mergers, acquisitions, investments and other strategic transactions.

All of our nominees also have extensive management experience in complex organizations. In addition to the information presented regarding each nominee’s specific experience, qualifications, attributes and skills that led the Board to the conclusion that he should be nominated as a director, each nominee has proven business acumen and an ability to exercise sound judgment, as well as a commitment to Tripadvisor and its Board as demonstrated by each nominee’s past service. The Board considered the Nasdaq requirement that Tripadvisor’s Audit Committee be composed of at least three independent directors, as well as specific Nasdaq and U.S. Securities and Exchange Commission (“SEC”) requirements regarding financial literacy and expertise.

Required Vote

Election of Ms. Morgan and Messrs. Maffei, Hoag, Kaufer, O’Hara and Rosenthaler as directors requires the affirmative vote of a plurality of the total number of votes cast by the holders of shares of Tripadvisor common stock and Class B common stock, present in person or represented by proxy, voting together as a single class. Election of Ms. Shineman and Messrs. Philips and Wiesenthal as directors requires the affirmative vote of a plurality of the total number of votes cast by the holders of shares of Tripadvisor common stock, present in person or represented by proxy, voting together as a separate class.

We ask our stockholders to vote in favor of each of the director nominees. Valid proxies received pursuant to this solicitation will be voted in the manner specified. With respect to the election of directors, you may vote “FOR” or “WITHHOLD”. Where no specification is made, it is intended that the proxies received from stockholders will be voted FOR the election of the director nominees identified. Votes withheld and broker non-votes will have no effect because approval by a certain percentage of voting stock present or outstanding is not required.

THE BOARD RECOMMENDS THAT STOCKHOLDERS VOTE “FOR” THE ELECTION OF EACH OF THE NOMINEES FOR DIRECTOR NAMED ABOVE.

CORPORATE GOVERNANCE

Executive Officers

Set forth below is certain background information, as of April 28, 2020, regarding Tripadvisor's executive officers. There are no family relationships among directors or executive officers of Tripadvisor.

Name	Age	Position
Stephen Kaufer	57	Director, President and Chief Executive Officer
Ernst Teunissen	53	Senior Vice President, Chief Financial Officer and Treasurer
Seth J. Kalvert	50	Senior Vice President, General Counsel and Secretary
Lindsay Nelson	35	Chief Experience and Brand Officer
Kanika Soni	41	Chief Commercial Officer

Refer to "Proposal 1: Election of Directors" above for information about our President and Chief Executive Officer Stephen Kaufer.

Ernst Teunissen has served as Senior Vice President, Chief Financial Officer and Treasurer of Tripadvisor since November 2015. From October 2009 to October 2015, Mr. Teunissen served in various capacities with Cimpres, N.V. (formerly known as Vistaprint, N.V.), most recently as Executive Vice President and Chief Financial Officer. Before joining Cimpres, Mr. Teunissen was a founder and director of two corporate finance and management consulting firms: Manifold Partners from May 2007 through September 2009 and ThreeStone Ventures Limited from June 2003 through September 2009. Mr. Teunissen began his career in investment banking, holding executive positions in the investment banking divisions of Morgan Stanley and Deutsche Bank. Mr. Teunissen holds an M.B.A. from the University of Oregon and a B.B.A. from Nijenrode University, The Netherlands School of Business.

Seth J. Kalvert has served as Senior Vice President, General Counsel and Secretary of Tripadvisor since August 2011. Mr. Kalvert also serves as Secretary and a director of The Tripadvisor Foundation, a private charitable foundation. Prior to joining Tripadvisor, from March 2005 to August 2011, Mr. Kalvert held positions at Expedia, most recently as Vice President and Associate General Counsel. Prior to that, Mr. Kalvert worked at IAC/InterActiveCorp. Mr. Kalvert began his career as an associate at Debevoise & Plimpton, LLP, a New York law firm. Mr. Kalvert also serves on the board of directors of Citizen Schools and as Secretary and a director of the Internet Association, an industry trade group. Mr. Kalvert holds a J.D. from Columbia Law School and an A.B. from Brown University.

Lindsay Nelson has served as Chief Experience & Brand Officer of Tripadvisor LLC since January 2020 having previously served as President of Core Experiences of Tripadvisor LLC from November 2018 through January 2020. From December 2014 through November 2018, Ms. Nelson served in roles of increasing responsibility for Vox Media, Inc., most recently as Chief Commercial Officer and, prior to that, Chief Marketing Officer. Ms. Nelson also serves on the board of directors of Bonnier Corporation, one of the largest special-interest publishing groups in America. Ms. Nelson holds a B.A. from the University of California, Los Angeles.

Kanika Soni has served as Chief Commercial Officer of Tripadvisor LLC since January 2020 having previously served as President of Hotels from April 2019 through December 2019. From October 2016 through March 2019, Ms. Soni served as Senior Vice President and General Manager for Global eCommerce for The Walt Disney Company. Prior to Disney, Ms. Soni held leadership positions at Tesla Motors, Gilt Groupe and McKinsey & Company. Ms. Soni holds an M.B.A. from the University of Chicago Booth School of Business and B.A. from Delhi University.

Board of Directors

Director Qualifications and Diversity

Our Board is comprised of a group of individuals whose previous experience, financial and business acumen, personal ethics and dedication and commitment to our company allow the Board to complete its key task of oversight. The specific experience and qualifications of each of our Board members are set forth above. The Board is committed to a policy of inclusiveness and diversity. The Board believes members should be comprised of persons with diverse skills, expertise, backgrounds and experiences including, without limitation, the following areas:

- management or board experience in a wide variety of enterprises and organizations;
- banking, capital markets and finance;
- accounting, audit and financial reporting;
- compliance, legal and regulatory;
- travel, technology, and commerce;
- sales and marketing and operations; and
- corporate governance.

In case of a Board vacancy or if the Board elects to increase its size, determinations regarding the eligibility of director candidates are made by the entire Board, which considers the candidate's qualifications as to skills and experience in the context of the needs of the Board and our stockholders. The Board is committed to a policy of diversity and inclusion. When seeking new Board candidates, the Board is committed to including diverse candidates (including women and minority candidates) in the pool of candidates from which the Board nominees are chosen.

Director Independence

Under the Nasdaq Stock Market Listing Rules (the "Nasdaq Rules"), the Board has a responsibility to make an affirmative determination that those members of the Board who serve as independent directors do not have any relationships that would interfere with the exercise of independent judgment in carrying out the responsibilities of a director. In connection with these independence determinations, the Board reviews information regarding transactions, relationships and arrangements relevant to independence, including those required by the Nasdaq Rules. This information is obtained from director responses to questionnaires circulated by management, as well as our records and publicly available information. Following this determination, management monitors those transactions, relationships and arrangements that were relevant to such determination, as well as solicits updated information potentially relevant to independence from internal personnel and directors, to determine whether there have been any developments that could potentially have an adverse impact on the Board's prior independence determination.

Based on the information provided by each director concerning his background, employment and affiliations and upon review of this information, our Board previously determined that each of Mmes. Shineman and Morgan and Messrs. Hoag, Nishar, Philips, and Wiesenthal do not have a relationship that should interfere with the exercise of independent judgment in carrying out the responsibilities of a director and that each of these directors is an "independent director" as defined under the applicable rules and regulations of the SEC and Nasdaq. In making its independence determinations, the Board considered the applicable legal standards and any relevant transactions, relationships or arrangements. In addition to the satisfaction of the director independence requirements set forth in the NASDAQ Rules, members of the Audit Committee and Compensation Committees also satisfied separate independence requirements under the current standards imposed by the SEC and the Nasdaq Rules for audit committee members and by the SEC, Nasdaq Rules and the Internal Revenue Service for compensation committee members. At the first meeting of the Board following the Annual Meeting, the Board intends to conduct a review of director independence and to designate the members of the Board to serve on each of the committees and the Chair of each of the committees for the directors' term.

Controlled Company Status

As of the record date, LTRIP beneficially owned 18,159,753 shares of our common stock and 12,799,999 shares of our Class B common stock, which shares constitute 15.0% of the outstanding shares of common stock and 100% of the outstanding shares of Class B common stock, respectively. Assuming the conversion of all of LTRIP's shares of Class B common stock into common stock, LTRIP would beneficially own 23.1% of the outstanding common stock. Because each share of Class B common stock generally is entitled to ten votes per share and each share of common stock is entitled to one vote per share, LTRIP may be deemed to beneficially own equity securities representing approximately 58.6% of our voting power. LTRIP has filed a Statement of Beneficial Ownership on Schedule 13D with respect to its Tripadvisor holdings and related voting arrangements with the SEC.

The Nasdaq Rules exempt "controlled companies," or companies of which more than 50% of the voting power is held by an individual, a group or another company, such as Tripadvisor, from certain governance requirements under the Nasdaq Rules. On this basis, Tripadvisor is relying on the exemption for controlled companies from certain requirements under the Nasdaq Rules, including, among others, the requirement that the Compensation Committees be composed solely of independent directors and certain requirements relating to the nomination of directors. We may, in the future, rely on other exemptions available to a controlled company, including, among others, the requirement that a majority of the Board be composed of independent directors.

Board Leadership Structure

Mr. Maffei serves as the Chairman of the Board, and Mr. Kaufer serves as President and Chief Executive Officer of Tripadvisor. The roles of Chief Executive Officer and Chairman of the Board are currently separated in recognition of the differences between the two roles. This leadership structure provides us with the benefit of Mr. Maffei's oversight of Tripadvisor's strategic goals and vision, coupled with the benefit of a full-time Chief Executive Officer dedicated to focusing on the day-to-day management and continued growth of Tripadvisor and its operating businesses. We believe that it is in the best interests of our stockholders for the Board to make a determination regarding the separation or combination of these roles each time it elects a new Chairman or Chief Executive Officer based on the relevant facts and circumstances applicable at such time.

Independent members of the Board chair our Audit Committee, Compensation Committee and Section 16 Committee.

Meeting Attendance

The Board met six times in 2019. During such period, each member of the Board attended at least 75% of the meetings of the Board and the Board committees on which they served. The independent directors meet in regularly scheduled sessions, typically before or after each Board meeting, without the presence of management. We do not have a lead independent director or any other formally appointed leader for these sessions. Directors are encouraged but not required to attend annual meetings of Tripadvisor stockholders. All of the incumbent directors who were directors at the time have historically attended the annual meetings of stockholders.

Committees of the Board of Directors

The Board has the following standing committees: the Audit Committee, the Compensation Committee, the Section 16 Committee and the Executive Committee. The Audit, Compensation and Section 16 Committees operate under written charters adopted by the Board. These charters are available in the "Corporate Governance" section of the Investor Relations page of Tripadvisor's corporate website at ir.Tripadvisor.com. At each regularly scheduled Board meeting, the Chairperson of each committee provides the full Board with an update of all significant matters discussed, reviewed, considered and/or approved by the relevant committee since the last regularly scheduled Board meeting. The membership of our Audit, Compensation and Section 16 Committees ensures that directors with no direct ties to Company management are charged with oversight for all financial reporting and executive compensation related decisions made by Company management.

The following table sets forth the current members of the Board and the members of each committee of the Board. At the first meeting of the Board following the Annual Meeting, the Board intends to conduct a review of director independence and to designate the members of the Board to serve on each of the committees and the Chair of each of the committees for the directors' term.

Name	Audit Committee	Compensation Committee	Section 16 Committee	Executive Committee
Greg Maffei	—	X	—	X
Trynka Shineman Blake	—	—	—	—
Jay C. Hoag	—	Chair	Chair	—
Stephen Kaufer	—	—	—	X
Betsy L. Morgan	—	X	X	—
Jeremy Philips	X	—	—	—
M. Greg O'Hara	—	—	—	—
Spencer M. Rascoff	X	—	—	—
Albert Rosenthaler	—	—	—	—
Robert S. Wiesenthal	Chair	—	—	—

Audit Committee

The Audit Committee of the Board currently consists of three directors: Messrs. Philips, Rascoff and Wiesenthal. Mr. Wiesenthal is the Chairman of the Audit Committee. Each Audit Committee member satisfies the independence requirements under the current standards imposed by the rules of the SEC and Nasdaq. The Board has determined that each of Messrs. Philips, Rascoff and Wiesenthal is an “audit committee financial expert,” as such term is defined in the regulations promulgated under the Securities Exchange Act of 1934, as amended (the “Exchange Act”).

The Audit Committee is appointed by the Board to assist the Board with a variety of matters discussed in detail in the Audit Committee charter, including monitoring:

- the integrity of our accounting, financial reporting and public disclosures process,
- our relationship with our independent registered public accounting firm, including qualifications, performance and independence,
- the performance of our internal audit department, and
- our compliance with legal and regulatory requirements.

The formal report of the Audit Committee with respect to the year ended December 31, 2019, is set forth in the section below titled “Audit Committee Report.” The Audit Committee met eight times in 2019.

Compensation Committee

The Compensation Committee currently consists of three directors: Messrs. Hoag and Maffei and Ms. Morgan, with Mr. Hoag serving as the Chairperson of the Compensation Committee. Each member of the Compensation Committee is an “outside director” for purposes of Section 162(m) of the Internal Revenue Code of 1986, as amended (the “Code”). With the exception of Mr. Maffei, each member is an “independent director” as defined by the Nasdaq Rules. No member of the Compensation Committee is an employee of Tripadvisor.

The Compensation Committee is responsible for:

- designing and overseeing compensation with respect to our executive officers, including salary matters, bonus plans and stock compensation plans;
- administering our stock plans, including approving grants of equity awards but excluding matters governed by Rule 16b-3 under the Exchange Act (which are handled by the Section 16 Committee described below); and
- periodically reviewing and approving compensation of the members of our Board.

A description of our policies and practices for the consideration and determination of executive compensation is included in the section below titled “Compensation Discussion and Analysis.” The Compensation Committee met eight times in 2019 and acted by written consent three times.

Section 16 Committee

The Section 16 Committee currently consists of two directors: Mr. Hoag and Ms. Morgan. Mr. Hoag is the Chairperson of the Section 16 Committee. Each member is an “independent director” as defined by the Nasdaq Rules and satisfies the definition of “non-employee director” for purposes of Section 16 of the Exchange Act.

The Section 16 Committee is authorized to exercise all powers of the Board with respect to matters governed by Rule 16b-3 under the Exchange Act, including approving grants of equity awards to Tripadvisor’s executive officers. The Section 16 Committee met eight times in 2019 and acted by written consent three times.

In this Proxy Statement, we refer to the Compensation Committee and Section 16 Committee collectively as the “Compensation Committees.”

Executive Committee

The Executive Committee currently consists of two directors: Messrs. Kaufner and Maffei. The Executive Committee has the powers and authority of the Board, except for those matters that are specifically reserved to the Board under Delaware law or our organizational documents. The Executive Committee primarily serves as a means to address issues that may arise and require Board approval between regularly scheduled Board meetings. The following are some examples of matters that could be handled by the Executive Committee:

- oversight and implementation of matters approved by the Board (including any share repurchase program);
- administrative matters with respect to benefit plans, transfer agent matters, banking authority, formation of subsidiaries and other administrative items involving subsidiaries and determinations or findings under Tripadvisor's financing arrangements; and
- in the case of a natural disaster or other emergency as a result of which a quorum of the Board cannot readily be convened for action, directing the management of the business and affairs of Tripadvisor during such emergency or natural disaster.

The Executive Committee met informally throughout 2019.

Risk Oversight

Assessing and managing the day-to-day risk of our business is the responsibility of Tripadvisor's management. Our Board as a whole is responsible for oversight of our risk management efforts. Our Board is involved in risk oversight through direct decision-making authority with respect to significant matters and the oversight of management by the Board and its committees. The President and Chief Executive Officer; the Senior Vice President, Chief Financial Officer and Treasurer; and the Senior Vice President, General Counsel and Secretary attend Board meetings and discuss operational risks with the Board, including risks associated with the geographies in which we operate or are considering operating. Management also provides reports and presentations on strategic risks to the Board. Among other areas, the Board is involved, directly or through its committees, in overseeing risks related to our overall corporate strategy, business continuity, cybersecurity and other technology risks, crisis preparedness and competitive and reputational risks.

The Board has delegated primary responsibility for oversight over certain risks to the Audit Committee and the Compensation Committees. The committees of the Board execute their oversight responsibility for risk management as follows:

- The Audit Committee has primary responsibility for discussing with management Tripadvisor's major financial risks and the steps management has taken to monitor and control such risks. In fulfilling its responsibilities, the Audit Committee receives regular reports from, among others, the Chief Financial Officer, the General Counsel, the Vice President of Tax and the Chief Accounting Officer as well as from representatives of information security, internal audit, the company's compliance committee and the Company's auditors. The Audit Committee makes regular reports to the Board. In addition, Tripadvisor has, under the supervision of the Audit Committee, established procedures available to all employees for the anonymous and confidential submission of complaints relating to any matter to encourage employees to report questionable activities directly to our senior management and the Audit Committee.
- The Compensation Committees consider and evaluate risks related to our cash and equity-based compensation programs, policies and practices and evaluate whether our compensation programs encourage participants to take excessive risks that are reasonably likely to have a material adverse effect on Tripadvisor

or our business. Consistent with SEC disclosure requirements, the Compensation Committees, working with management, have assessed the compensation policies and practices for our employees, including our executive officers, and have concluded that such policies and practices do not create risks that are reasonably likely to have a material adverse effect on Tripadvisor.

Ultimately, management is responsible for the day-to-day risk management process, including identification of key risks and implementation of policies and procedures to manage, mitigate and monitor risks. In fulfilling these duties, management conducts annually an enterprise and internal audit risk assessment and uses the results of these assessments in its risk management efforts. In addition, management has formed a Compliance Committee in connection with the implementation, management and oversight of a corporate compliance program to promote operational excellence throughout the entire organization in adherence with all legal and regulatory requirements and with the highest ethical standards.

Director Nominations

Given the ownership structure of Tripadvisor and our status as a “controlled company,” the Board does not have a nominating committee or other committee performing similar functions or any formal policy on director nominations. The Board does not have specific requirements for eligibility to serve as a director of Tripadvisor; however, the Board does consider, among other things, diversity when considering nominees to serve on our Board. We broadly construe diversity to mean diversity of opinions, perspectives, and personal and professional experiences and backgrounds, such as gender, race and ethnicity, as well as other differentiating characteristics. In evaluating candidates, regardless of how recommended, the Board considers a number of factors, including whether the professional and personal ethics and values of the candidate are consistent with those of Tripadvisor; whether the candidate’s experience and expertise would be beneficial to the Board in rendering service to Tripadvisor, including in providing a mix of Board members that represent diversity of backgrounds, perspectives and opinions; whether the candidate is willing and able to devote the necessary time and energy to the work of the Board; and whether the candidate is prepared and qualified to represent the best interests of Tripadvisor’s stockholders.

Pursuant to the Governance Agreement, LTRIP has the right to nominate a number of directors equal to 20% of the total number of the directors on the Board (rounded up to the next whole number if the number of directors on the Board is not an even multiple of five) for election to the Board so long as certain stock ownership requirements are satisfied. LTRIP has nominated Messrs. Maffei and Rosenthaler as nominees for 2020. The other nominees to the Board were recommended by the Chairman and then were considered and recommended by the entire Board.

The Board does not have a formal policy regarding the consideration of director candidates recommended by stockholders, as historically Tripadvisor has not received such recommendations. However, the Board would consider such recommendations if made in the future. Stockholders who wish to make such a recommendation should send the recommendation to Tripadvisor, Inc., 400 1st Avenue, Needham, Massachusetts 02494, Attention: Secretary. The envelope must contain a clear notation that the enclosed letter is a “Director Nominee Recommendation.” The letter must identify the author as a stockholder, provide a brief summary of the candidate’s qualifications and history and be accompanied by evidence of the sender’s stock ownership, as well as consent by the candidate to serve as a director if elected. Any director candidate recommendations will be reviewed by the Secretary and, if deemed appropriate, forwarded to the Chairman for further review. If the Chairman believes that the candidate fits the profile of a director nominee as described above, the recommendation will be shared with the entire Board.

Communications with the Board

Stockholders who wish to communicate with the Board or a particular director may send such communication to Tripadvisor, Inc., 400 1st Avenue, Needham, Massachusetts 02494, Attention: Secretary. The mailing envelope must contain a clear notation indicating that the enclosed letter is a “Stockholder-Board Communication” or “Stockholder-Director Communication.” All such letters must identify the author as a stockholder, provide evidence of the sender’s stock ownership and clearly state whether the intended recipients are all members of the Board or certain specified directors. The Secretary will then review such correspondence and forward it to the Board, or to the specified director(s), if deemed appropriate. Communications that are primarily commercial in nature, that are not relevant to stockholders or other interested constituents or that relate to improper or irrelevant topics will generally not be forwarded to the Board or to the specified director(s).

**PROPOSAL 2:
RATIFICATION OF APPOINTMENT OF
INDEPENDENT REGISTERED PUBLIC ACCOUNTING FIRM**

Overview

The Audit Committee of the Board is directly responsible for the appointment, compensation, retention and oversight of the external accounting firm retained to audit the Company’s financial statements. The Audit Committee has retained KPMG LLP (“KPMG”) as Tripadvisor’s independent registered public accounting firm for the fiscal year ending December 31, 2020.

KPMG has served as Tripadvisor’s independent registered public accounting firm continuously since the audit of the Company’s financial statements for the fiscal year ended December 31, 2014. In order to assure continuing auditor independence, the Audit Committee periodically considers whether there should be a regular rotation of the independent external audit firm. The members of the Audit Committee and the Board believe that the continued retention of KPMG to serve as the Company’s independent external auditor is in the best interest of the Company and its investors. A representative of KPMG is expected to be present at the Annual Meeting, and will be given an opportunity to make a statement if he or she so chooses and will be available to respond to appropriate questions.

If the stockholders fail to vote to ratify the appointment of KPMG, the Audit Committee will reconsider whether to retain KPMG and may retain that firm or another firm without resubmitting the matter to our stockholders. Even if stockholders vote on an advisory basis in favor of the appointment, the Audit Committee may, in its discretion, direct the appointment of a different independent registered public accounting firm at any time during the year if it determines that such a change would be in the best interests of Tripadvisor and our stockholders.

Required Vote

We ask our stockholders to ratify the appointment of KPMG as our independent registered public accounting firm for the fiscal year ending December 31, 2020. This proposal requires the affirmative vote of a majority of the voting power of our shares, present in person or represented by proxy, and entitled to vote thereon, voting together as a single class. With respect to the ratification of KPMG, you may vote “FOR”, “AGAINST” or “ABSTAIN”. Abstentions will be counted toward the tabulations of voting power present and entitled to vote on the ratification of the independent registered public accounting firm proposal and will have the same effect as votes against the proposal. Brokers have discretion to vote on the proposal for ratification of the independent registered public accounting firm.

THE BOARD RECOMMENDS THAT STOCKHOLDERS VOTE “FOR” RATIFICATION OF THE APPOINTMENT OF KPMG LLP AS TRIPADVISOR’S INDEPENDENT REGISTERED PUBLIC ACCOUNTING FIRM FOR THE FISCAL YEAR ENDING DECEMBER 31, 2020.

Fees Paid to Our Independent Registered Public Accounting Firm

KPMG was Tripadvisor’s independent registered public accounting firm for the fiscal years ended December 31, 2019 and 2018. The following table sets forth aggregate fees for professional services rendered by KPMG for the years ended December 31, 2019 and 2018.

	2019	2018
Audit Fees(1)	\$ 2,235,397	\$ 2,400,336
Audit-Related Fees(2)	4,315	1,000
Tax Fees (3)	157,275	—
Other Fees (4)	2,730	2,730
Total Fees	<u>\$ 2,399,717</u>	<u>\$ 2,404,066</u>

- (1) Audit Fees include fees and expenses associated with the annual audit of our consolidated financial statements, statutory audits, review of our periodic reports, accounting consultations, review of SEC registration statements, report on the effectiveness of internal control and consents and other services related to SEC matters.

- (2) Audit-Related Fees include fees and expenses for statutory reporting XBRL tagging services.
- (3) Tax Fees include fees and expenses for tax compliance, tax planning, and tax advice.
- (4) Other Fees include accounting research software.

Audit and Non-Audit Services Pre-Approval Policy

The Audit Committee has responsibility for appointing, setting compensation of, retaining and overseeing the work of the independent registered public accounting firm. In recognition of this responsibility, the Audit Committee has adopted a policy governing the pre-approval of all audit and permitted non-audit services performed by Tripadvisor's independent registered public accounting firm to ensure that the provision of such services does not impair the independent registered public accounting firm's independence from Tripadvisor and our management. Unless a type of service to be provided by our independent registered public accounting firm has received general pre-approval from the Audit Committee, it requires specific pre-approval by the Audit Committee. The payment for any proposed services in excess of pre-approved cost levels requires specific pre-approval by the Audit Committee.

Pursuant to its pre-approval policy, the Audit Committee may delegate its authority to pre-approve services to one or more of its members, and it has currently delegated this authority to its Chairman, subject to a limit of \$250,000 per approval. The decisions of the Chairman (or any other member(s) to whom such authority may be delegated) to grant pre-approvals must be presented to the full Audit Committee at its next scheduled meeting. The Audit Committee may not delegate its responsibilities to pre-approve services to Company management.

All of the audit-related and all other services provided to us by KPMG in 2019 and 2018 were approved by the Audit Committee by means of specific pre-approvals or pursuant to the procedures contained in the Company's pre-approval policy.

The Audit Committee has considered the non-audit services provided by KPMG in 2019 and 2018, as described above, and believes that they are compatible with maintaining KPMG's independence in the conduct of their auditing functions.

AUDIT COMMITTEE REPORT

Management has primary responsibility for our financial statements, reporting process and system of internal control over financial reporting. Tripadvisor's independent registered public accounting firm is engaged to audit and express opinions on the conformity of our financial statements to generally accepted accounting principles, and the effectiveness of Tripadvisor's internal control over financial reporting.

The Audit Committee serves as a representative of the Board and assists the Board in monitoring (i) the integrity of our accounting, financial reporting and public disclosures process, (ii) our relationship with our independent registered public accounting firm, including qualifications, performance and independence, (iii) the performance of our internal audit department, and (iv) our compliance with legal and regulatory requirements. In this context, the Audit Committee met eight times in 2019 and, among other things, took the following actions:

- appointed KPMG as our auditors and discussed with the auditors the overall scope and plans for the independent audit and pre-approved all audit and non-audit services to be performed by KPMG;
- reviewed and discussed with management and the auditors the audited consolidated financial statements for the year ended December 31, 2019, as well as our quarterly financial statements and interim financial information contained in each quarterly earnings announcement prior to public release;
- discussed with the auditors the matters required to be discussed by the Public Company Accounting Oversight Board ("PCAOB"), and received all written disclosures and letters required by the applicable requirements of the PCAOB;
- discussed with the auditors its independence from Tripadvisor and Tripadvisor's management as well as considered whether the non-audit services provided by the auditors could impair its independence and concluded that such services would not;
- reviewed and discussed with management and the auditors our compliance with the requirements of the Sarbanes-Oxley Act of 2002 with respect to internal control over financial reporting, together with management's assessment of the effectiveness of our internal control over financial reporting and the auditors' audit of internal control over financial reporting; and
- regularly met with KPMG, with and without management present, to discuss the results of their examinations, including the integrity, adequacy and effectiveness of the accounting and financial reporting processes and controls.

Relying on the reviews and discussions referred to above, the Audit Committee recommended to the Board that the audited consolidated financial statements be included in our Annual Report on Form 10-K for the year ended December 31, 2019, and the Board approved such inclusion.

No portion of this Audit Committee Report shall be deemed to be incorporated by reference into any filing under the Securities Act of 1933, as amended (the "Securities Act"), or the Exchange Act, through any general statement incorporating by reference in its entirety the Proxy Statement in which this report appears, except to the extent that Tripadvisor specifically incorporates this report or a portion of it by reference. In addition, this report shall not be deemed to be "soliciting material" or "filed" under either the Securities Act or the Exchange Act.

Members of the Audit Committee:

Robert S. Wiesenthal (Chairman)
Jeremy Philips
Spencer Rascoff

COMPENSATION DISCUSSION AND ANALYSIS

Overview

This Compensation Discussion and Analysis describes Tripadvisor's executive compensation program as it relates to the following named executive officers, or NEOs, for the year ended December 31, 2019.

Name	Position
Stephen Kaufer	President and Chief Executive Officer
Ernst Teunissen	Senior Vice President, Chief Financial Officer and Treasurer
Seth J. Kalvert	Senior Vice President, General Counsel and Secretary
Dermot M. Halpin	President, Experiences and Rentals

The Board has a Compensation Committee and a Section 16 Committee that together have primary responsibility for establishing the compensation of our named executive officers.

Executive Summary and 2019 Business Highlights

We have a pay for performance philosophy that guides all aspects of our compensation decisions. For example:

- annual incentive compensation is structured so that payouts are tied to the achievement of financial targets and require year-over-year improvement in revenue or share price;
- certain long-term incentive compensation is structured so that target equity award values are linked to individual and business performance, while realized values are tied to our share price;
- other long-term incentive compensation is designed to reward increasing stockholder value over the long-term;
- the interests of our NEOs are aligned with those of our stockholders through the granting of a substantial portion of compensation in equity awards with key performance metrics linked to relative total stockholder return and with multi-year vesting requirements; and
- by combining a three- to four-year vesting period for equity awards with policies prohibiting hedging or pledging of such securities, a substantial portion of our executive's compensation package is tied to changes in our stock price, and therefore, is at risk for a significant period of time.

Tripadvisor is an online travel guidance company that helps people around the world plan, book and take the perfect trip. In 2019, we faced challenging hotel auction trends. As a result, we grew revenue outside of our hotel auction and initiated cost-saving measures, that we believe will enable us to preserve strong profitability moving forward. We also returned over \$540 million of capital to stockholders through a special dividend and share buyback.

More specifically, the Company was able to achieve the following:

- Full year consolidated Net Income grew by 12% to \$126 million and full year consolidated total adjusted EBITDA* grew 4% to \$438 million, with full year consolidated adjusted EBITDA margin improved to 28%, a two percentage point increase year-over-year;
- Full year Experiences & Dining segment revenue grew 23% to \$456 million, while full year Experiences and Dining segment adjusted EBITDA reflected ongoing long-term growth investments;

- We ended 2019 with \$319 million in cash and cash equivalents and no outstanding debt despite returning over \$540 million in cash to stockholders through a special dividend and share repurchase program.
- Completed the announced strategic partnership with Trip.com Group Limited as well as two acquisitions that further bolster our fast-growing Restaurants offering.

* Consolidated adjusted EBITDA and adjusted EBITDA margin are non-GAAP financial measures. Please refer to the Company's Annual Report on Form 10-K for a reconciliation of consolidated adjusted EBITDA to its most directly comparable financial measure calculated and presented in accordance with U.S. generally accepted accounting principles. We define consolidated adjusted EBITDA margin as consolidated adjusted EBITDA divided by consolidated revenue.

In addition to improving our rich travel content which differentiates our brand and attracts nearly half-a-billion monthly unique visitors, we reinvigorated Hotels, Media & Platform segment profitability and reinforced leading positions in Experiences and Restaurants which laid important groundwork for future growth. We believe these efforts, combined with the attractive \$1.7 trillion global travel market opportunity, continue to position the Company for long-term growth.

Compensation Program Objectives

Our compensation program is designed to reward both short-term and long-term performance and to link the financial interests of our named executive officers with the long-term stockholder returns. In addition, our compensation program is designed to attract, motivate and retain highly skilled employees with the business experience and acumen and diversity that management and the Compensation Committees believe are necessary for achievement of our long-term business objectives. We also strive to ensure that the compensation provided to these employees remains competitive with the compensation paid to similarly situated employees at comparable companies. The compensation program is also designed so that it does not encourage our named executive officers to take unreasonable risks relating to our business.

Management and the Compensation Committees evaluate both performance and compensation levels to ensure that we maintain our ability to attract and retain outstanding employees. To that end, management and the Compensation Committees believe the executive compensation packages provided by Tripadvisor to our named executive officers should include both cash and equity-based compensation.

Roles and Responsibilities

Role of the Compensation and Section 16 Committees

The Compensation Committee is appointed by the Board and consists entirely of directors who are "outside directors" for purposes of Section 162(m) of the Code. The Compensation Committee currently consists of Messrs. Maffei and Hoag and Ms. Morgan, with Mr. Hoag acting as Chairperson of the Compensation Committee. The Compensation Committee is responsible for (i) designing and overseeing our compensation with respect to our executive officers, including salary matters, bonus plans and stock compensation plans; and (ii) approving all grants of equity awards, but excluding matters governed by Rule 16b-3 under the Exchange Act (for which the Section 16 Committee has responsibility as described below). Notwithstanding the foregoing, the Compensation Committee has delegated to the Chief Executive Officer of the Company authority to grant certain types of equity awards, subject to certain limitations, to employees other than executive officers.

The Section 16 Committee is also appointed by the Board and consists entirely of directors who are "non-employee directors" for purposes of Rule 16b-3 under the Exchange Act. The Section 16 Committee currently consists of Mr. Hoag and Ms. Morgan. The Section 16 Committee is responsible for administering and overseeing matters governed by Rule 16b-3 under the Exchange Act, including approving grants of equity awards to our named executive officers. Mr. Hoag is also the Chairman of the Section 16 Committee.

Role of Executive Officers

Management participates in reviewing and refining our executive compensation program. Mr. Kaufer, our President and Chief Executive Officer, annually reviews the performance of Tripadvisor and each named executive officer other than himself with the Compensation Committees and makes recommendations with respect to the appropriate base salary, annual bonus and grants of equity awards for each named executive officer, other than in connection with compensation for himself. Based in part on these recommendations and the other factors discussed below, the Compensation Committees review and approve the annual compensation package of each named executive officer.

Role of Compensation Consultant

Pursuant to the Compensation Committee and Section 16 Committee Charter, the Compensation Committees may retain compensation consultants for the purpose of assisting the Compensation Committees in their evaluation of the compensation for our named executive officers. In 2013, the Compensation Committees first retained Compensia, Inc. (“Compensia”), a management consulting firm providing executive compensation advisory services to compensation committees and senior management. Since then, Compensia has provided the following services to the Compensation Committees:

- Assist in developing and annually evaluating a peer group of publicly-traded companies to help assess executive compensation;
- Compile and analyze competitive compensation market data and review all elements of Tripadvisor’s executive compensation to assist the Company in developing a competitive compensation framework for our named executive officers;
- Review the value of equity compensation previously granted to our executives and advise on matters related to our equity compensation programs and to our long-term incentive compensation structure generally; and
- Provide advice on matters related to director compensation.

While the Compensation Committees meet regularly with Compensia, the Compensation Committees consider input from their compensation consultant as one factor in making decisions with respect to compensation matters, along with information and analysis they receive from management and their own judgment and experience.

Based on consideration of the factors set forth in the rules of the SEC and Nasdaq, the Compensation Committees have determined that their relationship with Compensia and the work performed by Compensia on behalf of the Compensation Committees have not raised any conflict of interest. In addition, in compliance with the Compensation Committee and Section 16 Committee Charter, the Compensation Committees approved the fees paid to Compensia for work performed in 2019, which fees amounted to less than \$120,000.

Role of Stockholders

Tripadvisor provides its stockholders with the opportunity to cast an advisory vote to approve the compensation of our named executive officers every three years. In evaluating our 2018 executive compensation program, the Compensation Committees considered the result of the stockholder advisory vote on our executive compensation (the “say-on-pay vote”) held at our Annual Meeting of Stockholders on June 21, 2018, which was approved by approximately 72% of the votes cast.

Although stockholders expressed strong support for our executive compensation program in the last say-on-pay vote, since then, our Board has made modifications to our executive compensation program specifically to address concerns raised by some of our stockholders as well as based on the recommendations of major proxy advisory firms, the practices of companies in our peer group and the views of our compensation consultant. Specifically, in 2018, the

Company revised its annual bonus practices such that annual bonus amounts are subject primarily to the achievement of performance goals relating to a combination of revenue and adjusted EBITDA as well as individual performance. In addition, the Compensation Committee re-allocated the equity compensation of our senior leaders from stock options and time-based restricted stock units to stock options, time-based restricted stock units and market-based restricted stock units subject to market-based performance metrics. These changes were designed to further align the interests of our senior leaders with those of our stockholders.

The Compensation Committees will continue to consider the outcome of the say-on-pay vote when making future compensation decisions for our named executive officers.

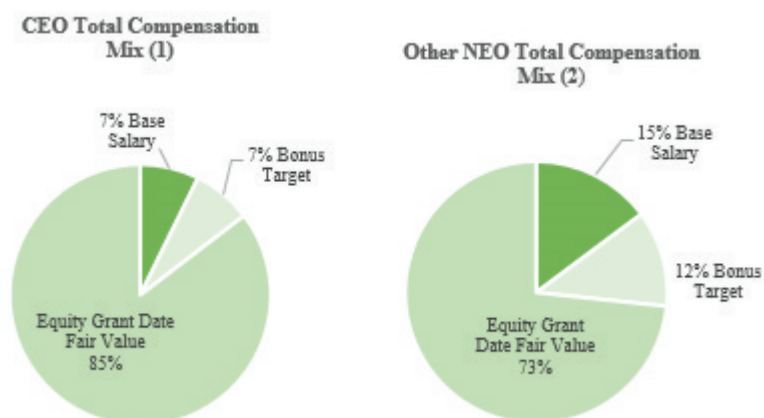
We have historically held a say-on-pay vote every three years. At our 2018 Annual Meeting, stockholders considered and voted upon the frequency of future say-on-pay votes and voted in favor of a say-on-pay vote every three years. Although such vote is advisory and non-binding on Tripadvisor and our Board, the Board will take into account the outcome of this vote in making a determination on the frequency of future say-on-pay votes.

Compensation Program Elements

General

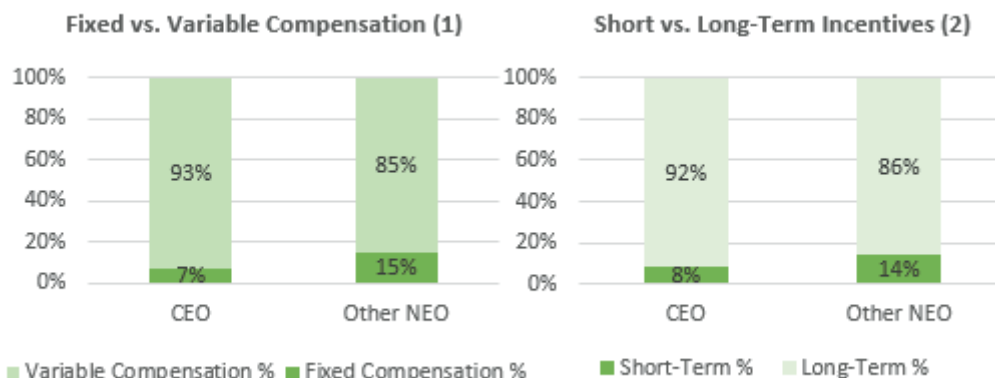
The primary elements of our executive compensation program are base salary, an annual cash bonus and long-term incentive compensation in the form of equity awards. Generally, the Compensation Committees review these elements in the first quarter of each year in light of business and individual performance, recommendations from management and other relevant information, including prior compensation history and outstanding long-term incentive compensation arrangements. Management and the Compensation Committees believe that there are multiple, dynamic factors that contribute to success at an individual and business level. Management and the Compensation Committees have, therefore, refrained from adopting strict formulas and have relied primarily on a discretionary approach that allows the Compensation Committees to set executive compensation levels on a case-by-case basis, taking into account all relevant factors.

The following chart illustrates the composition of the target total direct compensation for the Chief Executive Officer and for the other current named executive officers between base salary, short term and long-term compensation. All elements of compensation are considered to be performance-based, or “at-risk”, with the exception of base salary.



- (1) CEO Total Compensation consists of 2019 annualized base salary, 2019 annual bonus target, the grant date fair-value of his 2017 equity grants, which grants are prorated for the portion of service period attributed to 2019.
- (2) Other NEO Total Compensation is defined as 2019 annualized base salary, 2019 annual bonus target, and the 2019 aggregate grant date fair value of annual equity awards as disclosed in the Summary Compensation Table. The Other NEO Total Compensation Mix chart reflects the average Total Compensation of Messrs. Teunissen, Kalvert and Halpin.

One of the primary objectives of our compensation philosophy is to design pay opportunities that align with our performance and result in strong long-term value creation for our stockholders. The significant weighting of long-term incentive compensation ensures that our named executive officers' primary focus is sustained long-term performance, while our short-term incentive compensation motivates consistent annual achievement. The following chart illustrates the percentage of compensation which is fixed versus variable and the allocation between short and long-term compensation.



- (1) For our CEO and Other NEOs, Fixed Compensation consists solely of 2019 annualized base salary. For our CEO, Variable Compensation consists of 2019 annual bonus target and the grant date fair-value of the CEO's 2017 equity grants, which grants are prorated for the portion of service period attributed to 2019. For Other NEOs, Variable Compensation consists of the 2019 annual bonus target and the 2019 aggregate grant date value of annual equity awards as disclosed in the Summary Compensation Table. Compensation for the Other NEOs also reflects the compensation averages for Messrs. Teunissen, Kalvert, and Halpin.
- (2) For our CEO and Other NEOs, short-term incentive compensation consists of 2019 annual bonus. For our CEO, long-term incentive compensation consists of the grant date fair-value of the CEO's 2017 equity grants, which grants are prorated for the portion of service period attributed to 2019. For Other NEOs, long-term incentive compensation is defined as the grant date fair value of annual equity awards as disclosed in the Summary Compensation Table. Compensation for the Other NEOs reflects the compensation averages for Messrs. Teunissen, Kalvert, and Halpin.

Following recommendations from management or based on other considerations, the Compensation Committees may also adjust compensation for specific individuals at other times during the year when there are significant changes in responsibilities or under other circumstances that the Compensation Committees consider appropriate.

Base Salary

Base salary represents the fixed portion of a named executive officer's compensation and is intended to provide compensation for expected day-to-day performance. A named executive officer's base salary is initially determined upon hire or promotion based on a number of factors including, but not limited to, his or her responsibilities, prior experience, and salary levels of other executives within Tripadvisor. Providing a competitive salary to our executives is essential to achieving our objectives of attracting and retaining talent. Base salary is typically reviewed annually, at which time management makes recommendations to the Compensation Committees based on consideration of a variety of factors including, but not limited to, the following:

- the named executive officer's total compensation relative to other executives in similarly situated positions;
- his or her responsibilities, prior experience, and individual compensation history, including any non-standard compensation;
- his or her individual performance relative to performance goals established between our President and Chief Executive Officer and the named executive officer;

- competitive compensation market data, when available;
- general economic conditions; and
- the recommendations of the President and Chief Executive Officer (other than in connection with his own compensation).

After careful consideration of the factors discussed above with respect to each of the named executive officers, the Compensation Committees approved 2019 salary changes for our named executive officers. The table below describes, for each NEO, the 2018 base salary, the base salary increase and the 2019 base salary.

Name	2018 (1)	Annual Salary (Increase / Decrease)	2019 (2)
Stephen Kaufer	\$ 800,000	\$ 25,000	\$ 825,000
Ernst Teunissen	\$ 470,000	\$ 20,000	\$ 490,000
Seth Kalvert	\$ 450,000	\$ 15,000	\$ 465,000
Dermot M. Halpin	\$ 460,000	\$ 20,000	\$ 480,000

(1) Reflects base salary of the NEOs as of December 31, 2018

(2) Reflects base salary of the NEOs as of December 31, 2019.

Adjustments were made to the annual base salaries of the named executive officers, primarily in response to the scope of responsibilities and the analysis provided by Compensia on competitive compensation market data for executive officers within our peer group in comparable positions.

Notwithstanding the foregoing determinations regarding Mr. Kaufer's base salary, in light of the impacts of the COVID-19 pandemic and the uncertainty around the pandemic's full impact on the Company and its financial performance, in March 2020, Mr. Kaufer announced that he elected to forego his base salary for the remainder of the 2020 calendar year.

Annual Bonuses

Annual bonuses are awarded to recognize and reward each named executive officer based on achievement of our annual operating plan as well as achievement of any strategic goals or business goals set for such officer and such officer's contributions to the Company's performance. The amount payable each year is based on (i) with respect to 50%, the extent to which certain pre-established financial performance goals are achieved during the year, and (ii) with respect to the remaining 50%, the extent to which individual performance goals established for each named executive officer are achieved during the year. The annual bonus is "variable compensation" because the Company must achieve certain performance goals for the executive officers to receive an annual incentive bonus, with the amount of bonus based on the extent to which the goals are achieved. The annual bonus is designed to motivate our executive officers to improve Company performance. The annual bonus program aligns a portion of executive compensation with key business and financial targets and, as a result, provides a valuable link between compensation and creation of stockholder value.

Unless otherwise provided by the provisions of his or her employment agreement, the target annual bonus opportunities for our named executive officers are generally established by the Compensation Committees, based on competitive market data and recommendations by the President and Chief Executive Officer (other than in connection with his own compensation). After consideration of the views of our stockholders, the practices of other companies in our peer group and the recommendation of our compensation consultant, the Compensation Committees determined that annual incentive bonuses awarded to our named executive officers based on the achievement of pre-established performance goals would be subject primarily to the achievement of performance goals relating to a combination of revenue and adjusted EBITDA (as such terms are used and such amounts are reported in the Company's financial statements) for the entire company. The Compensation Committee determined these performance metrics were appropriate since most executives have influence over revenue and adjusted EBITDA, which allows a balanced focus on both revenue growth and profitability.

In 2019, the Compensation Committee set the threshold for payment at 85% of the revenue target and 80% of the adjusted EBITDA target and the payout at a threshold of 50% of each individual's annual bonus target. For example, no annual bonus related to the pre-determined financial goals would occur unless the Company achieved at least 85% of the revenue target and 80% of the adjusted EBITDA target, and, assuming these thresholds were met, it would result in a payout of 50% of the target annual bonus related to the pre-determined financial goals. The maximum payout of 200% of the target bonus requires achievement of 120% of the revenue target and 130% of the adjusted EBITDA target. The annual bonus was designed with such threshold, target and maximum payout goals in order to create more financial incentive for management to achieve a performance range of target or higher.

In February 2020, management recommended payouts for bonuses with respect to the 2019 calendar year for each of our named executive officers after taking into account a variety of factors including, but not limited to, the following:

- Tripadvisor's actual revenue and adjusted EBITDA results for the year relative to Tripadvisor's plan;
- Tripadvisor's performance against strategic initiatives;
- the named executive officer's target bonus opportunity, if any;
- the named executive officer's individual performance; and
- the recommendations of the President and Chief Executive Officer (other than in connection with his own compensation).

The table below describes, for each named executive officer, the target bonus for 2019, the actual bonus paid and percentage of bonus paid relative to target.

Name	Target Bonus as % of Base Salary	Target Bonus	Bonus Award	Percentage of Award to Target
Stephen Kaufer	100%	\$ 825,000	\$ 424,545	51%
Ernst Teunissen	80%	\$ 392,000	\$ 335,003	85%
Seth Kalvert	80%	\$ 372,000	\$ 317,911	85%
Dermot M. Halpin	90%	\$ 432,000	\$ 384,307	89%

Equity Awards

The Compensation Committees use equity awards to align executive compensation with our long-term performance. Equity awards link compensation to financial performance because their value depends on Tripadvisor's share price and/or stockholder return. Equity awards are also an important retention tool because they generally vest over a multi-year period, subject to continued service by the award recipient. Equity awards are typically granted to our named executive officers upon hire or promotion and annually thereafter. Management generally recommends annual equity awards in the first quarter of each year when the Compensation Committees meet to make determinations regarding annual bonuses for the last completed fiscal year and to set compensation levels for the current fiscal year. The practice of the Compensation Committees is to generally grant equity awards to our named executive officers only in open trading windows.

Under the Company's stock plans, the Compensation Committees may grant a variety of long-term incentive vehicles. The following is a general description of the vehicles we used in 2019.

Stock Options. Stock options have an exercise price equal to the market price of Tripadvisor common stock on the date of grant, and, therefore, provide value to our named executive officers only if our stock price increases. Stock options generally vest over a period of four years. We believe stock options incentivize our named executive officers to sustain increases in stockholder value over extended periods of time.

Service-Based Restricted Stock Units, or RSUs. RSUs are a promise to issue shares of our common stock in the future provided that the named executive officer remains employed with us through the award’s vesting period. RSUs generally vest over a period of four years. RSUs provide the opportunity for capital accumulation and long-term incentive value and are intended to assist in satisfying our retention objectives.

Market-Based RSUs, or MSUs. Since 2018, the Company has granted executive officers restricted stock units that are subject to market-based performance metrics. The MSU is a long-term incentive that is designed to further align our executives’ interests with those of our stockholders. It is settled in common stock after certification of performance based upon the achievement of a market-based performance metric over a specified performance period. Payout of these MSUs is tied to the Company’s total stockholder return, or TSR, over a three-year period relative to the TSR of companies listed in the Nasdaq Composite Total Return Index. These awards have a payout opportunity ranging from 0% to 200% of target shares of common stock, with 100% of the target number of shares earned when Tripadvisor’s TSR is equal to that of the index. Payout is increased (or decreased) by 2% of the target shares for every 1% that Tripadvisor’s TSR exceeds (or trails) the index.

The Compensation Committees review various factors considered by management when they establish Tripadvisor’s equity award grant pool including, but not limited to, the following:

- Tripadvisor’s business and financial performance, including year-over-year performance;
- dilution rates, taking into account projected headcount growth and employee turnover;
- equity compensation utilization by peer companies;
- general economic conditions; and
- competitive compensation market data regarding award values.

For specific awards to our NEOs, management makes recommendations to the Section 16 Committee based on a variety of factors including, but not limited to, the following:

- Tripadvisor’s business and financial performance, including year-over-year performance;
- individual performance and future potential of the executive;
- the overall size of the equity award pool;
- award value relative to other Tripadvisor employees;
- the value of previous awards and amount of outstanding unvested equity awards;
- competitive compensation market data, to the degree that the available data is comparable; and
- the recommendations of the President and Chief Executive Officer (other than in connection with his own compensation).

After review and consideration of the recommendations of management and the President and Chief Executive Officer (other than with respect to awards for himself), the Section 16 Committee decides whether to grant equity awards to our NEOs. After consideration of the factors discussed above, in February 2019 the Section 16 Committee granted the equity awards described below to our NEOs other than Mr. Kaufer in connection with our annual equity awards program.

Name	Grant Date Fair Value(1)	Number of Stock Options	Number of RSUs	Number of MSUs
Ernst Teunissen	\$ 2,774,953	28,001	25,922	12,961
Seth Kalvert	\$ 2,108,964	21,281	19,701	9,850
Dermot M. Halpin	\$ 2,220,000	22,401	20,738	10,369

(1) The Grant Date Fair Value includes the incremental value, including dividend equivalents, in light of the special cash dividend subsequently granted to the Company’s stockholders in 2019, as described in more detail below.

The RSUs and stock options described above vest in four equal annual installments, with the first vesting date occurring on February 15, 2020. The stock options were granted with an exercise price equal to the closing price of our common stock on the date of grant, which exercise price was subsequently adjusted due to the special cash dividends subsequently granted to Tripadvisor's stockholders, as described in more detail below. The MSUs vest following completion of the performance period commencing January 1, 2019 through December 31, 2021, upon certification by the Compensation Committee and based on the achievement of the applicable performance goals.

While we typically make annual equity grants for long-term incentive to our named executive officers in February of each year, Mr. Kaufer has not historically received annual equity grants and, instead, received a significant equity grant for long-term incentive compensation in November 2017. The Summary Compensation Table reflects the equity grant made to Mr. Kaufer in November 2017 and reflects that no such equity grants were made to Mr. Kaufer in 2019 and 2018. The Section 16 Committee has indicated that it does not currently contemplate that Mr. Kaufer would be eligible for another equity grant for long-term incentive Compensation until 2022.

In addition, in 2019, after consultation with our compensation consultant and evaluation of the equity holdings of executive officers of other companies in our peer group, the Section 16 Committee determined that both the current and historic volatility of Tripadvisor's common stock had substantially decreased the retentive value of Tripadvisor's long-term incentives and that Tripadvisor was at risk of losing key employees. As a result, the Section 16 Committee determined it was appropriate to authorize a strategic grant to a limited number of senior leaders in order to ensure their continued retention. In December 2019, the Section 16 Committee granted the equity awards described below to Messrs. Teunissen and Kalvert, not in connection with our long-term incentive program, but as special grants.

Name	Grant Date Fair Value	Number of RSUs
Ernst Teunissen	\$ 2,549,990	84,830
Seth Kalvert	\$ 2,049,972	68,196

The grants were in the form of RSUs and vest in two equal annual installments, with the first vesting date occurring on December 20, 2020.

In November 2019, the Company declared a special cash dividend on its shares of common stock. The terms of the RSU award agreements provide that if the Company declares and pays dividends on its common stock, the award holder will be credited with additional amounts for each RSU equal to the dividend that would have been paid with respect to such RSU if it had been an actual share of common stock, which amount shall vest concurrently with the vesting of the RSUs upon which such dividend equivalent amounts were paid. As a result, Tripadvisor issued additional RSUs, MSUs and performance-based RSUs, or PSUs, to the holders of each such award as of the November 20, 2019 record date for the dividend, which additional securities vest concurrently with the corresponding award. Tripadvisor's 2018 Plan provides that in the event of a stock dividend, stock split, reverse stock split, stock rights offering, reorganization, extraordinary dividends of cash or other property, the Compensation Committee or the Board shall make such substitutions or adjustments as it deems appropriate and equitable to the exercise price of outstanding options. Therefore, as a result of the Company's aforementioned 2019 special cash dividend, the Compensation Committee made adjustments to the exercise price of all issued and outstanding stock options, whether vested or unvested, by reducing the exercise price in an amount equal to the cash dividend, or \$3.50 per share. The number of RSUs, MSUs and PSUs and the exercise price of the stock options set forth in the Proxy Statement reflect the adjusted amounts (and exercise prices) after the Company took the foregoing actions.

Employee Benefits

In addition to the primary elements of compensation described above, our named executive officers also participate in employee benefits programs available to our employees generally, including the Tripadvisor Retirement Savings Plan, a tax-qualified 401(k) plan. Under this plan, Tripadvisor matches 50% of each dollar contributed by a participant, up to the first 6% of eligible compensation, subject to tax limits. Prior to his relocation from the United Kingdom to the United States, Mr. Halpin participated in our UK pension scheme, pursuant to which we match 100% of participant contributions, up to the first 5% of eligible compensation. Following his relocation to the United States in 2016, Mr. Halpin began participating in the Tripadvisor Retirement Savings Plan.

In addition, we provide other benefits to our named executive officers on the same basis as all of our domestic employees generally. These benefits include group health (medical, dental, and vision) insurance, group disability insurance, and group life insurance. Tripadvisor also sponsors a Global Personal Travel Reimbursement program generally available to all employees, including our named executive officers, that provides for reimbursement of up to \$750 per year for qualifying leisure travel. In addition, Tripadvisor sponsors a “wellness benefit” generally available to all employees, including our named executive officers, that provides for reimbursement of up to \$600 per year for qualifying health-related expenses.

In situations where a named executive officer is required to relocate, Tripadvisor provides relocation benefits, including reimbursement of moving expenses, temporary housing and other relocation expenses as well as a tax gross-up payment on the relocation benefits. In 2015, Mr. Halpin relocated from the United Kingdom to our corporate headquarters in Needham, Massachusetts and received certain relocation support. In connection with Mr. Halpin’s relocation to the United States, the Company and Mr. Halpin entered into a new employment arrangement providing for, among other things, reimbursement of Mr. Halpin for fees and expenses associated with the preparation of his tax returns and a personal travel allowance of \$20,000 per year as well as a tax gross-up payment on his personal travel benefits. The Company previously disclosed these benefits in the Summary Compensation Table and Mr. Halpin no longer receives such relocation benefits.

Compensation-Related Policies

Executive Compensation Recovery, or “Clawback”, Provisions

Tripadvisor has an executive compensation recovery, or clawback, provision in our form of award agreements providing for recoupment of equity compensation. Each of Tripadvisor’s equity award documents provide that, under certain circumstances, the employee agrees that certain equity securities issued to such employee (whether or not vested) may be forfeited and cancelled in their entirety upon such termination of employment. In such event, Tripadvisor may cause the employee to either (i) return the equity securities or shares of common stock issued upon exercise or vesting of such securities, or (ii) pay to Tripadvisor an amount equal to the aggregate amount, if any, that the employee had previously realized in respect of any and all shares of common stock acquired upon exercise or vesting of such equity awards.

We intend to adopt a general clawback policy covering our annual and long-term incentive award plans and arrangements or amend our existing documents once the SEC adopts final rules implementing the requirement of Section 954 of the Dodd-Frank Act.

Insider Trading and Hedging Policy

Tripadvisor has adopted an Insider Trading Policy covering our directors, officers, employees and consultants that is designed to ensure compliance with relevant SEC regulations, including insider trading rules. Tripadvisor’s Insider Trading Policy also prohibits directors, officers, employees and consultants from engaging in various types of transactions in which they may profit from short-term speculative swings in the value of Tripadvisor securities. These transactions include “short sales” (or selling borrowed securities which the sellers hopes can be purchased at a lower price in the future), “put” and “call” options (or publicly available rights to sell or buy securities within a certain period of time at a specified price or the like) and hedging transactions, such as zero-cost collars and forward sale contracts. The policy also prohibits the pledge or use of company securities as collateral in a margin account or collateral for a loan.

Stock Ownership Guidelines

In October 2015, the Board adopted guidelines which require that our named executive officers and members of our Board own shares of our common stock to further align their interests with those of our stockholders. These guidelines were reviewed in January 2019, after which revised guidelines were approved. These guidelines require that our named executive officers and directors must directly hold securities having market or intrinsic value which is equal to or greater than a specified multiple of his or her base salary or cash retainer, as set forth below:

- For our President and Chief Executive Officer, six times his annual base salary;

- For all other named executive officers, three times his or her annual base salary; and
- For each non-employee director, three times his or her annual cash retainer.

For purpose of these calculations, 100% of shares of common stock and 50% of vested “in-the-money” stock options are counted. Individuals subject to these guidelines are required to achieve the relevant ownership threshold on or before the later of January 30, 2024, or five years after commencing service as a named executive officer or director.

These stock ownership guidelines were established after consideration of the Compensation Committees’ review of market practices of other companies in the Company’s peer group with respect to stock ownership guidelines and in an effort to enhance risk mitigation and to more closely align the interests of the Company’s executive officers and Board members with those of the Company’s stockholders.

Code of Business Conduct and Ethics

In April 2018, our Board adopted an amended and restated Code of Business Conduct and Ethics applicable to all of our directors, officers, employees, consultants and independent contractors. A copy of the Code of Business Conduct and Ethics is posted on our website at <http://ir.Tripadvisor.com/corporate-governance>.

Role of Competitive Compensation Market Data

Management considers multiple data sources when reviewing compensation information to ensure that the data reflects compensation practices of relevant companies in terms of size, industry and geographic location. Among other factors, management considers the following information in connection with its recommendations to the Compensation Committees regarding compensation for our named executive officers:

- Data from salary and equity compensation surveys that include companies of a similar size, based on market capitalization, revenues and other factors; and
- Data regarding compensation for certain executive officer positions from recent proxy statements and other SEC filings of peer companies, which include: (i) direct industry competitors, and (ii) non-industry companies with which Tripadvisor commonly competes for talent (including both regional and national competitors).

The Compensation Committees retained Compensia to periodically review the compensation peer group and to recommend possible changes. Our business model is specialized in that we use our innovative technology systems and software to attract users and then facilitate transactions between our business partners and those users. Accordingly, Compensia identified comparable companies focusing on publicly-traded companies in the business to consumer (“B2C”) and software industries.

In October 2018, based on input from Compensia, the Compensation Committees approved the peer group for purposes of reviewing and considering our executive officers’ 2019 base salaries, 2019 annual bonus targets, and 2019 annual equity awards.

In October 2019, based on input from Compensia, the Compensation Committees approved the peer group for purposes of reviewing and considering our executive officers’ 2020 base salaries, 2020 annual bonus targets, and 2020 equity awards. The newly-approved peer group differed from the prior peer group in that we eliminated four companies (Shutterstock, Inc., Wayfair, Inc., Splunk, Inc. and VeriSign, Inc.) and added six companies (ANGI Homeservices, Inc., Booking Holdings, Inc., CarGurus, Inc., Cimpress N.V., Etsy, Inc. and Stitch Fix, Inc.) in order to more closely position Tripadvisor near the 50th percentile of its peer group in terms of revenues and market capitalization.

The following is a list of the companies currently constituting our peer group:

B2C Internet Companies	Software Companies
ANGI Homeservices, Inc.	Akamai Technologies, Inc.
Booking Holdings, Inc.	ANSYS, Inc.
CarGurus, Inc.	Citrix Systems, Inc.
Cimpres plc	
Etsy Inc.	
Expedia, Inc.	
Groupon, Inc.	
GrubHub Inc.	
IAC/InterActiveCorp.	
Match Group	
Stitch Fix, Inc.	
Twitter, Inc.	
Yelp, Inc.	
Zillow Group	
Zynga Inc.	

When available, management and the Compensation Committees consider competitive market compensation paid by peer group companies but do not attempt to maintain a certain target percentile within the compensation peer group or otherwise rely solely on such data when making recommendations to the Compensation Committees regarding compensation for our named executive officers. Management and the Compensation Committees strive to incorporate flexibility into our executive compensation program and the assessment process to respond to and adjust for the evolving business environment and the value delivered by our named executive officers.

Post-Employment Compensation

The Company has entered into employment agreements with each of Messrs. Kaufer, Kalvert and Teunissen and an offer letter with Mr. Halpin. Pursuant to these agreements, each of our named executive officers is eligible to receive certain severance payments and benefits in the event of a qualifying termination of employment. The material terms of these employment agreements are described below under the heading “Potential Payments Upon Termination or Change in Control.”

We believe that a strong, experienced management team is essential and in the best interests of our company and our stockholders. In addition, we recognize that the possibility of a change in control could arise and that such an event could result in the departure of our senior leaders to the detriment of the company and our stockholders. As a result, in 2017 we adopted a severance plan applicable to certain senior leaders (the “Severance Plan”). The Severance Plan formalizes and standardizes our severance practices for certain of our senior leaders. Adoption of the Severance Plan was approved by the Compensation Committees. The Severance Plan applies to all named executive officers, including Mr. Kaufer, as well as certain other senior leaders. While the benefits are generally consistent with the severance benefits provided for in individual employment agreements, there are some differences. The Severance Plan includes a provision that in the event of any conflict or inconsistency between the terms of any employment agreement and the Severance Plan, the terms more beneficial to the executive shall prevail. For a description and quantification of change in control payments and benefits for our named executive officers, please see the section below entitled “Potential Payments Upon Termination or Change in Control.”

Our Amended and Restated 2011 Stock and Annual Incentive Plan (the “2011 Plan”) provided that equity awards granted to certain named executive officers would be entitled to accelerated vesting of certain of their outstanding and unvested equity awards in the event of a Change in Control of TripAdvisor (i.e. a “single trigger” acceleration provision). In August 2013, after further evaluation of the “single trigger” acceleration provisions, the Compensation Committees determined that future equity awards made under the 2011 Plan would not be entitled to “single trigger” acceleration and, instead, the award agreements with respect to such equity awards would generally provide that any acceleration of vesting of the equity awards would be subject to “double trigger” rather than “single trigger” acceleration. This means that accelerated vesting of outstanding and unvested equity awards granted on or after August 28, 2013, would generally only occur upon both a qualified termination of employment following a Change in Control (and not solely upon a Change in Control).

The 2018 Stock and Annual Incentive Plan (the “2018 Plan”) provides only for “double trigger” acceleration (i.e., acceleration upon termination by the Company other than for Cause or disability or resignation for Good Reason, in each case within three months prior to and 12 months following a change in control). The 2018 Plan also provides for acceleration of all equity awards upon the death of a participant.

Tax Considerations

Section 162(m) of the Code generally precludes a tax deduction by any publicly-held company for compensation paid to any “covered employee” to the extent the compensation paid to such covered employee exceeds \$1 million during any taxable year of the company. The Tax Cuts and Jobs Act of 2017 (the “2017 Tax Act”) included changes to Section 162(m) effective for years after 2017. Prior to 2018, “covered employees” included the Chief Executive Officer of the company and the three other highest paid officers of the company (other than the Chief Financial Officer). For 2018 and later years, “covered employees” will include the Chief Executive Officer of the company, the Chief Financial Officer of the company, the three highest paid officers of the company (other than the Chief Executive Officer and the Chief Financial Officer) and any employee who qualified as a “covered employee” either in 2017 (applying the pre-2018 definition) or for any tax year beginning in or after 2018 (applying the definition in the 2017 Tax Act). For years beginning prior to January 1, 2018, the \$1 million deduction limit did not apply to “qualified performance-based compensation” that was based on the attainment of pre-established, objective performance goals established under a stockholder-approved plan. Effective for the years beginning on or after January 1, 2018, there is no exception for “qualified performance-based compensation”; but a transition rule provides that the “qualified performance-based compensation” exemption will continue to apply to grandfathered arrangements made pursuant to a binding contract in effect on or before November 2, 2017 that is not materially modified thereafter. We believe that it is important to preserve flexibility in administering compensation programs to promote various corporate goals. Accordingly, we have not adopted a policy that all compensation must qualify as deductible under Section 162(m) (although we have identified the compensation that is grandfathered under the transition rule, so as to protect against material modifications where possible). Amounts paid under our compensation programs may not be deductible as the result of Section 162(m). While our policy is generally been to preserve corporate tax deductions by qualifying compensation over \$1 million paid to executive officers as performance-based, the Compensation Committees have, from time to time, concluded that compensation arrangements are in our best interests and the best interests of our stockholders despite the fact that such arrangements might not, in whole or part, qualify for tax deductibility. Going forward, we intend to continue to design our executive compensation arrangements to be consistent with our best interests and those of our stockholders; accordingly, the Compensation Committees, while considering the tax deductibility as a factor in determining executive compensation, may not limit such compensation to those levels that will be deductible, particularly in light of the elimination of the expansion of the covered employee group and the elimination of the exception for performance-based compensation.

Compensation Committee Interlocks and Insider Participation

The Compensation Committee consists of Messrs. Maffei and Hoag and Ms. Morgan and the Section 16 Committee consists of Mr. Hoag and Ms. Morgan. None of Messrs. Maffei and Hoag or Ms. Morgan was an officer or employee of Tripadvisor, formerly an officer of Tripadvisor, or an executive officer of an entity for which an executive officer of Tripadvisor served as a member of the compensation committee or as a director during the one-year period ended December 31, 2019.

During the last fiscal year, none of our executive officers served as: (1) a member of the compensation committee (or other committee of the board of directors performing equivalent functions or, in the absence of any such committee, the entire board of directors) of another entity, one of whose executive officers served on our Compensation Committee; (2) a director of another entity, one of whose executive officers served on our Compensation Committee; or (3) a member of the compensation committee (or other committee of the board of directors performing equivalent functions or, in the absence of any such committee, the entire board of directors) of another entity, one of whose executive officers served on our Board.

Compensation Committees Report

This report is provided by the Compensation Committee and the Section 16 Committee, or the Compensation Committees, of the Board. The Compensation Committees have reviewed the Compensation Discussion and Analysis and discussed that analysis with management. Based on this review and discussions with management, the Compensation Committees recommended to the Board that the Compensation Discussion and Analysis be included in Tripadvisor's 2020 Proxy Statement.

No portion of this Compensation Committees Report shall be deemed to be incorporated by reference into any filing under the Securities Act or the Exchange Act, through any general statement incorporating by reference in its entirety the Proxy Statement in which this report appears, except to the extent that Tripadvisor specifically incorporates this report or a portion of it by reference. In addition, this report shall not be deemed to be "soliciting material" or "filed" under either the Securities Act or the Exchange Act.

Members of the Compensation Committee:

Jay C. Hoag (Chairperson)
Gregory B. Maffei
Betsy L. Morgan

Members of the Section 16 Committee:

Jay C. Hoag (Chairperson)
Betsy L. Morgan

CEO PAY RATIO

Overview

The SEC adopted rules requiring annual disclosure of the ratio of the annual total compensation of a company's principal executive officer to such company's median employee's total annual compensation, excluding the principal executive officer for purposes of this calculation. The purpose of this disclosure is to provide a measure of the equitability of pay within the organization.

The 2019 annual total compensation of our median employee, excluding Mr. Kaufer, our President and CEO, was \$93,750. The 2019 annual total compensation of our President and CEO, as reported in our Summary Compensation Table, was \$1,260,637. The ratio of the annual total compensation of our President and CEO to that of our median employee was 13 to 1. We believe this pay ratio is a reasonable estimate calculated in a manner consistent with SEC rules.

Please note the following information to provide important context related to our employee population and to describe the methodology and the material assumptions, adjustments, and estimates that we used to calculate this ratio.

- Tripadvisor is a global company, with complex operations worldwide and many of our employees are located outside of the United States. As of December 31, 2019, our workforce consisted of 3,889 full-time and part-time employees, including hourly employees but not including an additional 305 employees of companies which we had acquired in late 2019 and subject to transition services agreements. A little less than half of these employees are located in the United States, with the remaining employees located in Europe and throughout the rest of the world.
- We selected December 31, 2019, as the date upon which we would identify the "median employee," because it enabled us to make such identification in a reasonably efficient and economical manner.
- We included all of our full-time, part-time, and temporary employees globally, but excluded our President and CEO. We annualized the compensation of approximately 1,131 full-time and part-time employees who were hired in 2019 but did not work for us for the entire fiscal year. Earnings of our employees outside the U.S. were converted to U.S. dollars using the currency exchange rates used for organizational planning purposes, which consider historic and forecasted rates as well as other factors. We did not make any cost of living adjustments.
- The consistently applied compensation of measure used to identify our median employee was annualized base salary, short-term bonus at target and annual long-term equity incentive at target.
- We identified employees within \$400 of the median 2019 annual total compensation and removed those employees who had anomalous compensation characteristics.

Because the SEC rules for identifying the median employee and calculating the pay ratio based on that employee's annual total compensation allow companies to adopt a variety of methodologies, to apply certain exclusions, and to make reasonable estimates and assumptions that reflect their employee populations and compensation practices, the pay ratio reported by other companies may not be comparable to our pay ratio, as other companies have offices in different countries, have different employee populations and compensation practices and may utilize different methodologies, exclusions, estimates and assumptions in calculating their pay ratios.

EXECUTIVE COMPENSATION

Summary Compensation

The following table sets forth certain information regarding the compensation earned by each of our named executive officers for services rendered in 2019, 2018 and 2017.

Name and Principal Position	Year	Salary (\$)	Bonus (\$)(1)	Stock Awards (\$)(2)	Option Awards (\$)(2)(3)	Non-Equity Incentive Plan Compensation (\$)(4)	All Other Compensation (\$)(5)	Total (\$)
Stephen Kaufer President and Chief Executive Officer	2019	820,192	—	—	—	424,545	1,210,941	2,455,678
	2018	796,154	—	—	—	1,163,360	13,250	1,972,764
	2017	700,000	—	28,578,210	18,292,152	350,000	13,100	47,933,462
Ernst Teunissen Senior Vice President, Chief Financial Officer, and Treasurer	2019	486,154	—	4,699,961	624,982	335,003	175,592	6,321,692
	2018	464,207	—	2,141,356	624,994	546,779	8,850	3,786,186
	2017	437,014	—	4,499,973	2,498,960	286,670	8,100	7,730,717
Seth J. Kalvert Senior Vice President, General Counsel and Secretary	2019	462,116	—	3,683,944	474,992	317,911	207,186	5,146,149
	2018	448,053	—	1,627,393	474,994	460,512	14,600	3,025,552
	2017	437,014	—	2,124,960	2,124,150	254,619	13,100	4,953,843
Dermot M. Halpin President, Experiences and Rentals	2019	476,154	—	1,720,010	499,990	384,307	98,078	3,178,539
	2018	454,231	—	1,713,013	499,988	502,844	68,174	3,238,250
	2017	421,092	—	6,299,893	1,699,359	600,000	59,321	9,079,665

- (1) The amounts for annual bonus awards paid to the NEOs pursuant to the Company's incentive plan are reflected in the "Non-Equity Incentive Plan Compensation Column."
- (2) The amounts reported represent the aggregate grant date fair value of awards granted in the year indicated, calculated in accordance with FASB ASC Topic 718. We have disclosed the assumptions made in the valuation of the awards in "Note 6 - Stock Based Awards and Other Equity Instruments" in the notes to our consolidated financial statements in our 2019 Annual Report. For MSUs granted, the value reported reflects the estimated grant-date fair value of the awards based upon a Monte-Carlo simulation model, which simulated the present value of the potential outcomes of future stock prices and TSR of the Company as measured against the Nasdaq Composite Total Return Index over the performance period. The value of Mr. Teunissen's 2019 and 2018 MSUs at the grant date, assuming the highest level of the performance conditions was achieved, is \$1,493,626 and \$1,782,713, respectively. The value of Mr. Kalvert's 2019 and 2018 MSUs at the grant date, assuming the highest level of the performance conditions was achieved, is \$1,135,114 and \$1,354,795, respectively. The value of Mr. Halpin's 2019 and 2018 MSUs at the grant date, assuming the highest level of the performance conditions was achieved, is \$1,194,924 and \$1,426,075, respectively. The value of Mr. Kaufer's 2017 MSUs at the grant date, assuming the highest level of the performance conditions was achieved, is \$17,239,688. For Mr. Kaufer, the 2017 amounts represent the value of the awards granted in November 2017 and include the modification expense described below. The 2017 awards granted were a combination of service-based restricted stock units, service-based stock options and performance-based restricted stock units. For Messrs. Teunissen, Kalvert and Halpin, the 2017 amounts for stock awards and option awards include the value of engagement grants granted to the NEOs in February 2017 and a promotion grant to Mr. Halpin in May 2017.
- (3) On June 5, 2017, the Section 16 Committee approved a modification to the option award granted on August 28, 2013 to Mr. Kaufer. The modification provides that the option will expire on the tenth anniversary, instead of the seventh anniversary, of the grant date. As a result of the modification, incremental fair value of \$4,772,880 was recognized to stock-based compensation expense over the remaining vesting term, or through August 2018, for GAAP purposes and is reflected in stock awards for 2017.
- (4) For a description of the annual cash bonus program, please see "Annual Bonuses" in Compensation, Discussion and Analysis.
- (5) Refer to the "2019 All Other Compensation" table below for information regarding the 2019 amounts reported.

2019 All Other Compensation

Name	Dividend Equivalents \$(a)	Matching Charitable Donation \$(b)	Employer Retirement Contributions \$(c)	Other (\$)	Total (\$)
Stephen Kaufer	1,195,041	7,500	8,400	—	1,210,941
Ernst Teunissen	165,842	500	8,400	850	175,592
Seth J. Kalvert	193,186	5,000	8,400	600	207,186
Dermot M. Halpin	84,678	5,000	8,400	—	98,078

- (a) Represents the incremental value to stock options held by the NEOs resulting from adjustments to the exercise price of such stock options due to the special cash dividend declared in November 2019. In lieu of an anti-dilution provision within the Company's stock option agreements, the Compensation Committee made an adjustment to the exercise price of all issued and outstanding stock options, whether vested or unvested, by reducing the exercise price in an amount equal to the cash dividend, or \$3.50 per share. These incremental amounts were not factored into the grant date fair value of the options granted to the NEOs.
- (b) Represents matching charitable contributions made by the Company on behalf of the named executive officers.
- (c) Represents matching contributions under the Tripadvisor Retirement Savings Plan as in effect through December 31, 2019, pursuant to which Tripadvisor matches \$0.50 for each dollar a participant contributes, up to the first 6% of eligible compensation, subject to certain limits.

Grants of Plan-Based Awards

While we typically make annual equity grants for long-term incentive compensation to our executive officers in February of each year, Mr. Kaufer has not historically received annual equity grants and, instead, received a significant equity grant for long-term incentive compensation in November 2017. In light of this grant, the Section 16 Committee did not grant to Mr. Kaufer any plan-based awards in 2018 and has indicated that it does not currently contemplate that Mr. Kaufer would be eligible for another equity grant for long-term incentive compensation until 2022.

The table below provides information regarding the plan-based awards granted in 2019 to our NEOs under our 2018 Plan.

Name	Grant Date	Estimated Future Payouts Under Non-Equity Incentive Plan Awards(\$)			All Other Stock Awards: Number of Shares of Stock or Units(1)	All Other Option Awards: Number of Securities Underlying Options	Exercise Price or Base Price of Option Awards (\$/Share)(1)	Grant Date Fair Value of Stock and Option Awards (\$)(2)
		Threshold	Target	Maximum				
Stephen Kaufer								
Annual Bonus	2/27/2019	412,500	825,000	1,650,000	—	—	—	—
Ernst Teunissen								
Stock Options (3)	2/27/2019	—	—	—	—	28,001	50.63	624,982
RSUs (3)	2/27/2019	—	—	—	25,922	—	—	1,403,158
MSUs (3)(4)	2/27/2019	—	—	—	12,961	—	—	746,813
Annual Bonus	2/27/2019	196,000	392,000	784,000	—	—	—	—
RSUs (3)	12/20/2019	—	—	—	84,830	—	—	2,549,990
Seth J. Kalvert								
Stock Options (3)	2/27/2019	—	—	—	—	21,281	50.63	474,992
RSUs (3)	2/27/2019	—	—	—	19,701	—	—	1,066,415
MSUs (3)(4)	2/27/2019	—	—	—	9,850	—	—	567,557
Annual Bonus	2/27/2019	186,000	372,000	744,000	—	—	—	—
RSUs (3)	12/20/2019	—	—	—	68,196	—	—	2,049,972
Dermot M. Halpin								
Stock Options (3)	2/27/2019	—	—	—	—	22,401	50.63	499,990
RSUs (3)	2/27/2019	—	—	—	20,738	—	—	1,122,548
MSUs (3)(4)	2/27/2019	—	—	—	10,369	—	—	597,462
Annual Bonus	2/27/2019	216,000	432,000	864,000	—	—	—	—

- (1) The number of stock awards and exercise price of options reported have been adjusted to reflect a reduction to the exercise price of all issued and outstanding stock options, whether vested or unvested, due to the special cash dividend declared in November 2019, as described in more detail above.
- (2) The amounts reported represent the aggregate grant date fair value computed in accordance with FASB ASC Topic 718 and may not correspond to the actual value that will be realized by the executive. See footnote (2) in the Summary Compensation Table above for more information regarding the determination of the grant date fair value of these awards, including the value of MSUs assuming achievement at target performance.
- (3) For a description of the vesting terms of these awards, please see “Outstanding Equity Awards at Fiscal Year-End” below.
- (4) The number of shares of stock or units reported represents the target number of units to be issued. Depending on the Company’s performance, executives may receive no awards or up to 200% of the target amount reflected.

Outstanding Equity Awards at Fiscal Year-End

The following table provides information regarding the holdings of stock options and RSUs by our named executive officers as of December 31, 2019. The market value of the RSUs is based on the closing price of Tripadvisor common stock on Nasdaq on December 31, 2019, the last trading day of the year, which was \$30.38 per share.

Name	Option Awards					Stock Awards			
	Grant Date	Number of Securities Underlying Unexercised Options Exercisable	Number of Securities Underlying Unexercised Options Unexercisable	Option Exercise Price (\$)(9)	Option Expiration Date	Number of Shares or Units of Stock That Have Not Vested(9)	Market Value of Shares or Units of Stock That Have Not Vested (\$)	Equity Incentive Plan Awards: Number of Unearned Shares, Units or Other Rights That Have Not Vested(9)	Equity Incentive Plan Awards: Market or Payout Value of Unearned Shares, Units or Other Rights That Have Not Vested (\$)(10)
Stephen Kaufer	5/4/2012	250,000	—	36.70	5/4/2022	—	—	—	—
	8/28/2013	1,100,000	—	69.02	8/28/2023	—	—	—	—
	2/22/2016(1)	4,317	1,439	59.61	2/22/2026	—	—	—	—
	2/27/2017	13,759	—	39.31	2/27/2027	—	—	—	—
	11/28/2017(2)	—	780,000	31.21	11/28/2027	—	—	—	—
	11/28/2017(2)	—	—	—	—	478,224	—	—	—
	11/28/2017(3)	—	—	—	—	—	—	239,112	—
	11/28/2017(4)	—	—	—	—	—	—	179,334	—
Ernst Teunissen	12/1/2015	141,424	—	79.43	12/1/2025	—	—	—	—
	2/22/2016(1)	—	—	—	—	4,446	135,069	—	—
	2/27/2017(1)	—	—	—	—	26,221	796,594	—	—
	2/27/2017(5)	72,114	72,113	39.31	2/27/2027	—	—	—	—
	2/27/2017(5)	—	—	—	—	32,777	995,765	—	—
	2/22/2018(1)	8,852	26,556	38.15	2/22/2028	—	—	—	—
	2/22/2018(1)	—	—	—	—	25,268	767,642	—	—
	2/22/2018(6)	—	—	—	—	—	—	16,845	511,751
	2/27/2019(1)	—	28,001	50.63	2/27/2029	—	—	—	—
	2/27/2019(1)	—	—	—	—	25,922	787,510	—	—
2/27/2019(7)	—	—	—	—	—	—	12,961	393,755	
12/20/2019(8)	—	—	—	—	84,830	2,577,135	—	—	
Seth J. Kalvert	5/4/2012	34,347	—	36.70	5/4/2022	—	—	—	—
	2/28/2013	50,473	—	42.04	2/28/2023	—	—	—	—
	2/21/2014	24,526	—	93.42	2/21/2024	—	—	—	—
	2/26/2015	22,601	—	86.36	2/26/2025	—	—	—	—
	2/22/2016(1)	26,213	8,737	59.61	2/22/2026	—	—	—	—
	2/22/2016(1)	—	—	—	—	3,779	114,806	—	—
	2/27/2017(1)	21,888	21,888	39.31	2/27/2027	—	—	—	—
	2/27/2017(1)	—	—	—	—	9,832	298,696	—	—
	2/27/2017(5)	39,662	39,662	39.31	2/27/2027	—	—	—	—
	2/27/2017(5)	—	—	—	—	18,026	547,630	—	—
	2/22/2018(1)	6,728	20,182	38.15	2/22/2028	—	—	—	—
	2/22/2018(1)	—	—	—	—	19,203	583,387	—	—
	2/22/2018(6)	—	—	—	—	—	—	12,802	388,925
	2/27/2019(1)	—	21,281	50.63	2/27/2029	—	—	—	—
	2/27/2019(1)	—	—	—	—	19,701	598,516	—	—
2/27/2019(7)	—	—	—	—	—	—	9,850	299,243	
12/20/2019(8)	—	—	—	—	68,196	2,071,794	—	—	
Dermot M. Halpin	2/21/2014	7,973	—	93.42	2/21/2024	—	—	—	—
	2/26/2015	10,594	—	86.36	2/26/2025	—	—	—	—
	2/22/2016(1)	38,549	12,849	59.61	2/22/2026	—	—	—	—
	2/22/2016(1)	—	—	—	—	5,557	168,822	—	—
	2/27/2017(1)	—	36,480	39.31	2/27/2027	—	—	—	—
	2/27/2017(1)	—	—	—	—	16,387	497,837	—	—
	2/27/2017(5)	6,490	12,980	39.31	2/27/2027	—	—	—	—
	2/27/2017(5)	—	—	—	—	13,765	418,181	—	—
	2/22/2018(1)	—	21,244	38.15	2/22/2028	—	—	—	—
	2/22/2018(1)	—	—	—	—	20,213	614,071	—	—
	2/22/2018(6)	—	—	—	—	—	—	13,475	409,371
	2/27/2019(1)	—	22,401	50.63	2/27/2029	—	—	—	—
	2/27/2019(1)	—	—	—	—	20,738	630,020	—	—
2/27/2019(7)	—	—	—	—	—	—	10,369	315,010	

(1) Vests in four equal annual installments commencing on February 15th of the first year following the date of grant.

- (2) Vests in two equal installments on each of August 1, 2021 and August 1, 2022.
- (3) Represents the target number of shares to be issued assuming that, for the period from January 1, 2018 through December 31, 2020, the Company's total stockholder return, or TSR, is 110% of the TSR of the Nasdaq Composite Total Return. Award vests December 31, 2020 and will settle shortly following certification of achievement of the performance criteria. Depending on the Company's performance, the executive may receive no awards, the target amount reflected above or up to 200% of the target amount reflected.
- (4) Represents the target number of shares to be issued assuming target achievement of financial and strategic performance metrics for 2018, 2019, 2020 and 2021. One quarter of the award to vest on December 31st of the relevant year of performance and settle shortly following certification of achievement of the performance criteria for the year.
- (5) Vests in four equal installments on June 15th in each of the four years following the date of grant.
- (6) Represents the target number of shares to be issued assuming that, for the period from January 1, 2018 through December 31, 2020, the Company's total stockholder return, or TSR, is 100% of the TSR of the Nasdaq Composite Total Return. Award vests December 31, 2020 and will settle shortly following certification of achievement of the performance criteria. Depending on the Company's performance, the executive may receive no awards, the target amount reflected above or up to 200% of the target amount reflected.
- (7) Represents the target number of shares to be issued assuming that, for the period from January 1, 2019 through December 31, 2021, the Company's total stockholder return, or TSR, is 100% of the TSR of the Nasdaq Composite Total Return. Award vests December 31, 2020 and will settle shortly following certification of achievement of the performance criteria. Depending on the Company's performance, the executive may receive no awards, the target amount reflected above or up to 200% of the target amount reflected.
- (8) Vests in two equal installments on each of December 20, 2020 and December 20, 2021.
- (9) The stock option exercise price and number of stock awards reported have been adjusted to reflect dividend equivalents awarded to the executives due to the special cash dividend the Company declared in November 2019, as described in more detail above.
- (10) The amounts reported in this column represent the market value of shares or units of stock that have not vested calculated by multiplying the number of stock awards that have not vested by \$30.38, the closing price of the Company's common stock on The Nasdaq Stock Market as of December 31, 2019, the last trading day in 2019.

Option Exercises and Stock Vested

The following table sets forth all stock option awards exercised and the taxable income realized upon exercise and all other stock awards vested and the taxable income realized upon vesting by the named executive officers during 2019.

Name	Exercise or Vest Date	Option Awards		Stock Awards	
		Number of Shares Acquired on Exercise (1)	Value Realized on Exercise (\$)(2)	Number of Shares Acquired on Vesting (3)	Value Realized on Vesting (\$)(4)
Stephen Kaufer	2/05/2019	—	—	60,582	3,631,891
Ernst Teunissen	2/15/2019	—	—	3,961	228,787
	2/15/2019	—	—	11,680	674,637
	2/15/2019	—	—	7,503	433,373
	6/14/2019	—	—	14,599	675,642
Seth Kalvert	2/15/2019	—	—	2,225	128,516
	2/15/2019	—	—	3,367	194,478
	2/15/2019	—	—	4,380	252,989
	2/15/2019	—	—	5,703	329,405
	6/14/2019	—	—	8,030	371,628
Dermot Halpin	2/15/2019	—	—	6,003	346,733
	2/15/2019	—	—	1,043	60,244
	2/15/2019	—	—	4,951	285,970
	2/15/2019	—	—	7,300	421,648
	2/22/2019	18,240	226,541	—	—
	2/22/2019	7,082	96,032	—	—
	6/14/2019	—	—	6,132	283,789
12/31/2019	—	—	31,907	957,848	

- (1) The amounts reported in this column represent the gross number of shares acquired upon exercise of vested options without taking into account any shares that may have been withheld to cover option exercise price or applicable tax obligations.

- (2) The amounts reported in this column represent the taxable income recognized upon exercise of vested stock options calculated by multiplying (i) the number of shares of Tripadvisor's common stock acquired upon exercise by (ii) the difference between the market price of Tripadvisor's common stock at exercise and the exercise price of the options.
- (3) The amounts reported in this column represent the gross number of shares acquired upon the vesting of RSUs without taking into account any shares that may have been withheld to satisfy applicable tax obligations.
- (4) The amounts reported in this column represent the taxable income recognized upon the vesting of RSUs calculated by multiplying the gross number of RSUs vested by the closing price of Tripadvisor common stock on The Nasdaq Stock Market on the vesting date or, if the vesting occurred on a day on which The Nasdaq Stock Market was closed for trading, the next trading day.

Non-Qualified Deferred Compensation

We do not currently have any other defined contribution or other plan that provides for deferred compensation on a basis that is not tax-qualified for our employees.

Potential Payments Upon Termination or Change in Control

We have entered into employment agreements with each of Messrs. Kaufer, Kalvert and Teunissen and an offer letter with Mr. Halpin. Pursuant to these agreements, each of our named executive officers is eligible to receive certain severance payments and benefits in the event of a qualifying termination of employment. The material terms of these employment agreements are described below.

We believe that a strong, experienced management team is essential and in the best interests of our company and our stockholders. In addition, we recognize that the possibility of a change in control could arise and that such an event could result in the departure of our senior leaders to the detriment of the company and our stockholders. As a result, we adopted the Severance Plan applicable to certain senior leaders. The plan formalizes and standardizes our severance practices for our most senior leaders. Adoption of the Severance Plan was approved by the Compensation Committees. The Severance Plan applies to all named executive officers, including Mr. Kaufer. While the benefits are generally consistent with the severance benefits provided for in individual employment agreements, there are some differences. In addition, the Severance Plan includes a provision that in the event of any conflict or inconsistency between the terms of any employment agreement and the Severance Plan, the terms more beneficial to the officer shall prevail.

Change of Control Provisions

Both the 2018 Plan and 2011 Plan provide that, unless otherwise specified in the applicable award agreement, upon a participant's termination of employment by the Company during the two-year period following a Change in Control other than for "Cause" or "Disability," or by the participant for "Good Reason," as each term is defined in the plans, during such period, stock options and stock appreciation rights held by such participant will automatically become fully exercisable and will remain exercisable until the later of (i) the last day on which such option or stock appreciation right is exercisable as specified in the applicable award agreement or (ii) the earlier of the first anniversary of the change in control and the expiration of the term of the option or stock appreciation right, and the restrictions and conditions on all other awards will automatically be deemed waived.

Stephen Kaufer Employment Agreement

In March 2014, Tripadvisor, LLC entered into an employment agreement with Mr. Kaufer, with an original term of five years. This agreement was amended effective November 28, 2017 to, among other things, extend the term to March 31, 2023.

Pursuant to the employment agreement, in the event that Mr. Kaufer's employment terminates by reason of his death or disability, then:

- Tripadvisor will pay Mr. Kaufer (or his estate) his base salary through the end of the month in which the termination occurs;

- Any outstanding unvested equity awards that vest less frequently than annually shall be treated as though such awards vested annually; and
- Any unvested stock options held by Mr. Kaufer at the time of termination shall remain exercisable through the earlier of 18 months following termination or the scheduled expiration of such options.

Pursuant to the employment agreement, in the event that Mr. Kaufer terminates his employment for Good Reason or is terminated by Tripadvisor without Cause and such termination occurs during the period commencing three months immediately prior to a Change in Control and ending 24 months immediately following the Change in Control (in each case as such terms are defined in the employment agreement and below), then:

- Tripadvisor will pay Mr. Kaufer cash severance in a lump sum equal to 24 months of his base salary;
- Tripadvisor will pay Mr. Kaufer in a monthly cash amount equal to the premiums charged by Tripadvisor to maintain COBRA health insurance coverage for him and his eligible dependents for each month between the date of termination and 18 months thereafter;
- Tripadvisor will pay to Mr. Kaufer a lump sum in cash equal to his annual target bonus, without pro-ration or adjustment;
- All equity awards held by Mr. Kaufer that are outstanding and unvested shall immediately vest in full; and
- Mr. Kaufer will have 18 months following such date of termination of employment to exercise any vested stock options (including stock options accelerated pursuant to the terms of his employment agreement) or, if earlier, through the scheduled expiration date of the options.

Pursuant to the employment agreement, in the event that Mr. Kaufer terminates his employment for Good Reason or is terminated by Tripadvisor without Cause and such termination is not in connection with a Change in Control, then:

- Tripadvisor will continue to pay Mr. Kaufer's base salary through 12 months following the date of termination;
- Tripadvisor will consider in good faith the payment of an annual bonus on a pro rata basis based on actual performance during the year of termination;
- Tripadvisor will pay COBRA health insurance coverage for Mr. Kaufer and his eligible dependents for 12 months following termination;
- All equity awards held by Mr. Kaufer that otherwise would have vested during the 12-month period following termination of employment, will accelerate and become fully vested and exercisable (provided that awards that vest less frequently than annually will be treated as though such awards vested annually);
- Any equity awards that do not vest in connection with a termination of employment shall remain outstanding for three months following termination, provided that there will be no additional vesting with respect to such awards unless a Change in Control occurs within such three-month period; and
- Mr. Kaufer will have 18 months following such date of termination to exercise any vested stock options (including stock options accelerated pursuant to the terms of his employment agreement) or, if earlier, through the scheduled expiration date of the options.

The agreement also provides that a non-renewal of the employment agreement or expiration of the term will be treated as a termination of employment without Cause or resignation for Good Reason not in connection with a Change in Control, entitling Mr. Kaufer to benefits under his employment agreement. In addition, receipt of the severance

payments and benefits set forth above is contingent upon Mr. Kaufer executing and not revoking a separation and release in favor of Tripadvisor. Each of the payments set forth above shall be offset by the amount of any cash compensation earned by Mr. Kaufer from another employer during the 12 months following his termination of employment.

With respect to Mr. Kaufer's equity awards granted in August 2013 and thereafter, either Mr. Kaufer agreed to waive the single trigger acceleration right upon a Change in Control or the award was issued pursuant to the 2018 Plan which did not include this benefit. As a result, Mr. Kaufer's awards will only accelerate upon a "double trigger."

Mr. Kaufer has also agreed to be restricted from competing with Tripadvisor or any of its subsidiaries or affiliates or soliciting their employees, consultants, independent contractors, customers, suppliers or business partners, among others, during the term of his employment and through the period ending 18 months after the termination of employment.

Ernst Teunissen Employment Agreement

On October 6, 2015, the Company entered into an agreement with Mr. Teunissen, effective November 9, 2015. Such employment agreement commenced on November 9, 2015 and was to expire on March 31, 2018, unless sooner terminated in accordance with its terms. This agreement was amended effective November 28, 2017 to, among other things, extend the term to March 31, 2021.

Pursuant to the employment agreement, as amended, with Mr. Teunissen, in the event that his employment terminates by reason of his death or disability, he will be entitled to continued payment of base salary through the end of the month in which the termination occurs. In the event that he terminates his employment for Good Reason or is terminated by Tripadvisor without Cause (in each case, as such terms are defined in the employment agreement and below), then:

- Tripadvisor will continue to pay his base salary through the longer of (i) 12 months following the termination date, and (ii) the remaining term of the employment agreement up to a maximum of 18 months, in each case provided that such payments will be offset by any amount earned from another employer during such time period;
- Tripadvisor will consider in good faith the payment of bonuses on a pro rata basis based on actual performance for the year in which termination of employment occurs;
- Tripadvisor will pay COBRA health insurance coverage for Mr. Teunissen and his eligible dependents through the longer of the end of the term of his employment agreement and 12 months following termination;
- All equity awards held by Mr. Teunissen that otherwise would have vested during the 12-month period following termination of employment, will accelerate and become fully vested and exercisable (provided that equity awards that vest less frequently than annually shall be treated as though such awards vested annually); and
- Mr. Teunissen will have 18 months following such date of termination or employment to exercise any vested stock options (including stock options accelerated pursuant to the terms of his employment agreement) or, if earlier, through the scheduled expiration date of the options.

The agreement also provides that a non-renewal of the employment agreement or expiration of the term will be treated as a termination of employment without Cause or resignation for Good Reason not in connection with a Change of Control, entitling Mr. Teunissen to benefits under his employment agreement.

Receipt of the severance payments and benefits set forth above is contingent upon Mr. Teunissen executing and not revoking a separation and release in favor of Tripadvisor. In addition, Mr. Teunissen agreed to be restricted from competing with Tripadvisor or any of its subsidiaries or affiliates or soliciting their employees, consultants, independent contractors, customers, suppliers or business partners, among others, through the longer of (i) the completion of the term of the employment agreement and (ii) 12 months after the termination of employment.

Seth J. Kalvert Employment Agreement

Effective May 19, 2016, the Company entered into an employment agreement with Mr. Kalvert, for a two-year term, although this agreement was amended effective February 19, 2018 to, among other things, extend the term to March 31, 2021.

Pursuant to the employment agreement with Mr. Kalvert, as amended, in the event that his employment terminates by reason of his death or disability, he will be entitled to continued payment of base salary through the end of the month in which the termination occurs. In the event that he terminates his employment for Good Reason or is terminated by Tripadvisor without Cause (in each case as such terms are defined in the employment agreement and below), then:

- Tripadvisor will continue to pay his base salary through the longer of (i) 12 months following the termination date, and (ii) the remaining term of the employment agreement up to a maximum of 18 months, in each case provided that such payments will be offset by any amount earned from another employer during such time period;
- Tripadvisor will consider in good faith the payment of bonuses on a pro rata basis based on actual performance for the year in which termination of employment occurs;
- Tripadvisor will pay COBRA health insurance coverage for Mr. Kalvert and his eligible dependents through the longer of the end of the term of his employment agreement and 12 months following termination;
- All equity awards held by Mr. Kalvert that otherwise would have vested during the 12-month period following termination of employment, will accelerate and become fully vested and exercisable (provided that equity awards that vest less frequently than annually shall be treated as though such awards vested annually); and
- Mr. Kalvert will have 18 months following such date of termination or employment to exercise any vested stock options (including stock options accelerated pursuant to the terms of his employment agreement) or, if earlier, through the scheduled expiration date of the options.

The agreement also provides that a non-renewal of the employment agreement or expiration of the term will be treated as a termination of employment without Cause or resignation for Good Reason not in connection with a Change of Control, entitling Mr. Teunissen to benefits under his employment agreement.

Receipt of the severance payments and benefits set forth above is contingent upon Mr. Kalvert executing and not revoking a separation and release in favor of Tripadvisor. In addition, Mr. Kalvert agreed to be restricted from competing with Tripadvisor or any of its subsidiaries or affiliates or soliciting their employees, consultants, independent contractors, customers, suppliers or business partners, among others, through the longer of (i) the completion of the term of the employment agreement and (ii) 12 months after the termination of employment.

Dermot M. Halpin Offer Letter

On May 9, 2017, the Company entered into a new offer letter with Dermot Halpin. Pursuant to the offer letter, in the event that the offer letter is terminated whether by Mr. Halpin for Good Reason, by Tripadvisor without Cause, or as a result of death or Disability (in each case, as such terms are defined in the offer letter and below) then:

- Tripadvisor will continue to pay Mr. Halpin his base salary for a period of 12 months following termination;
- Tripadvisor will pay COBRA health insurance coverage for Mr. Halpin and his eligible dependents until the earlier of 12 months following termination and the date Mr. Halpin becomes re-employed;
- Tripadvisor will consider, in good faith, the payment of an annual bonus on a pro rata basis for the year in which the termination of employment occurs;
- All equity awards held by Mr. Halpin that otherwise would have vested during the 12-month period following termination of employment will accelerate and become fully vested and exercisable (provided that equity awards that vest less frequently than annually shall be treated as though such awards vested annually); and
- Mr. Halpin will have 18 months following such date of termination of employment to exercise any vested stock options (including stock options accelerated pursuant to the terms of his employment agreement) or, if earlier, through the scheduled expiration date of the options.

Simultaneously with entering into the new offer letter, Mr. Halpin entered into a Non-Disclosure, Developments and Non-Competition Agreement, pursuant to which Mr. Halpin agreed to be restricted from competing with Tripadvisor or any of its subsidiaries or affiliates or soliciting their employees, consultants, independent contractors, customers, suppliers or business partners, among others, through the longer of (i) the completion of the term of the employment agreement and (ii) one year after the termination of employment.

On January 17, 2020, Mr. Halpin announced his resignation, effective January 20, 2020, from his position as President - Experiences and Rentals. From January 20, 2020 through March 31, 2020, Mr. Halpin continued to serve as an employee of the Company and an Advisor to Mr. Kaufer. The severance benefits received by Mr. Halpin were equivalent to those provided upon a termination of employment without Cause or resignation for Good Reason, as more specifically described above.

Definitions

Under the employment agreements and offer letter, Cause means: (i) the plea of guilty or nolo contendere to, or conviction for, a felony offense by the executive; provided, however, that after indictment, Tripadvisor may suspend the executive from rendition of services but without limiting or modifying in any other way Tripadvisor's obligations under the applicable employment agreement, (ii) a material breach by the executive of a fiduciary duty owed to Tripadvisor or its subsidiaries, (iii) material breach by the executive of certain covenants of the applicable employment agreement, (iv) the willful or gross neglect by the executive of the material duties required by the applicable employment agreement or (v) a knowing and material violation by the executive of any Tripadvisor policy pertaining to ethics, legal compliance, wrongdoing or conflicts of interest that, in the cases of the conduct described in clauses (iv) and (v) above, if curable, is not cured by the executive within 30 days after the executive is provided with written notice thereof.

Under the employment agreements and offer letter as well as under the 2018 Plan, Change in Control means any of the following events:

- (i) The acquisition by any individual entity or group (within the meaning of Section 13(d)(3) or 14(d)(2) of the Exchange Act), other than Liberty Tripadvisor Holdings, Inc. and its affiliates (a "Person") of beneficial ownership (within the meaning of Rule 13d-3 promulgated under the Exchange Act) of equity securities of the Company representing more than 50% of the voting power of the then outstanding equity securities of the Company entitled to vote generally in the election of directors (the "Outstanding Company Voting Securities");

provided, however, that for purposes of this subsection (i), the following acquisitions shall not constitute a Change in Control: (A) any acquisition by the Company, (B) any acquisition directly from the Company, (C) any acquisition by any employee benefit plan (or related trust) sponsored or maintained by the Company or any corporation controlled by the Company, or (D) any acquisition pursuant to a transaction which complies with clauses (A), (B) and (C) of subsection (iii); or

- (ii) Individuals who, as of the Effective Date, constitute the Board (the “Incumbent Board”) cease for any reason to constitute at least a majority of the Board; provided, however, that any individual becoming a director subsequent to the Effective Date, whose election, or nomination for election by the Company’s stockholders, was approved by a vote of at least a majority of the directors then comprising the Incumbent Board shall be considered as though such individual were a member of the Incumbent Board, but excluding, for this purpose, any such individual whose initial assumption of office occurs as a result of an actual or threatened election contest with respect to the election or removal of directors or other actual or threatened solicitation of proxies or consents by or on behalf of a Person other than the Board; or
- (iii) Consummation of a reorganization, merger or consolidation or sale or other disposition of all or substantially all of the assets of the Company or the purchase of assets or stock of another entity (a “Business Combination”), in each case, unless immediately following such Business Combination, (A) all or substantially all of the individuals and entities who were the beneficial owners of the Outstanding Company Voting Securities immediately prior to such Business Combination will beneficially own, directly or indirectly, more than 50% of the then outstanding combined voting power of the then outstanding voting securities entitled to vote generally in the election of directors (or equivalent governing body, if applicable) of the entity resulting from such Business Combination (including, without limitation, an entity which as a result of such transaction owns the Company or all or substantially all of the Company’s assets either directly or through one or more subsidiaries) in substantially the same proportions as their ownership, immediately prior to such Business Combination of the Outstanding Company Voting Securities, (B) no Person (excluding Liberty TripAdvisor Holdings, Inc. and its respective affiliates, any employee benefit plan (or related trust) of the Company or such entity resulting from such Business Combination) will beneficially own, directly or indirectly, more than a majority of the combined voting power of the then outstanding voting securities of such entity except to the extent that such ownership of the Company existed prior to the Business Combination and (C) at least a majority of the members of the board of directors (or equivalent governing body, if applicable) of the entity resulting from such Business Combination will have been members of the Incumbent Board at the time of the initial agreement, or action of the Board, providing for such Business Combination; or
- (iv) Approval by our stockholders of a complete liquidation or dissolution of the Company.

Under the employment agreements and offer letter, Good Reason means the occurrence of any of the following without the executive’s prior written consent: (A) TripAdvisor’s material breach of any material provision of the applicable employment agreement, (B) the material reduction in the executive’s title, duties, reporting responsibilities or level of responsibilities in such executive’s position at TripAdvisor, (C) the material reduction in the executive’s base salary or the executive’s total annual compensation opportunity, or (D) the relocation of the executive’s principal place of employment more than 20 miles outside of their location of employment; provided that in no event shall the executive’s resignation be for Good Reason unless (x) an event or circumstance set forth in clauses (A) through (D) shall have occurred and the executive provides TripAdvisor with written notice thereof within 30 days after the executive has knowledge of the occurrence or existence of such event or circumstance, which notice specifically identifies the event or circumstance that the executive believes constitutes Good Reason, (y) TripAdvisor fails to correct the event or circumstance so identified within 30 days after receipt of such notice, and (z) the executive resigns within 90 days after the date of delivery of the notice referred to in clause (x) above.

Notwithstanding the terms of the NEO employment agreements and offer letter described above, the Severance Plan includes a provision that in the event of any conflict or inconsistency between the terms of any employment agreement and the Severance Plan, the terms more beneficial to the employee shall prevail. For a description and quantification of the estimated potential payments in the event of a termination without Cause, resignation for Good Reason, Change in Control and termination without Cause or resignation for Good Reason in connection with a Change in Control, please see the section below entitled “Potential Payments Upon Termination or Change in Control.” The amounts reflected in this table reflect the “better of” the terms between the employment arrangements, the 2018 Plan and the Severance Plan.

Severance Plan

Effective August 7, 2017, the Company adopted the Severance Plan applicable to certain senior leaders of the Company. The Severance Plan formalizes and standardizes the Company's severance practices for certain designated employees. Employees covered by the Severance Plan generally will be eligible to receive severance benefits in the event of a termination by the Company without Cause or, under certain circumstances, resignation by the employee for Good Reason. If a termination of employment occurs in connection with a Change in Control, the participants would generally be eligible to receive enhanced severance benefits. The severance benefits provided pursuant to the Severance Plan are determined based on the job classification of the employees and, in certain cases, his or her years of service with the Company.

Under the Severance Plan, in the event of a termination by the Company without Cause more than three months prior to a Change in Control or more than 12 months following a Change in Control, the severance benefits for the employee generally shall consist of the following:

- continued payment of base salary for a period ranging from six to 18 months following the date of such employee's termination of employment (in such case, based on the employee's classification within the organization and years of service); and
- continuation of coverage under the Company's health insurance plan through the Company's payment of COBRA premiums for a period ranging from six to 18 months following the date of such employee's termination of employment (in such case, based on the employee's classification within the organization and years of service).

Under the Severance Plan, in the event of a termination by the Company without Cause or by the employee for Good Reason, in each case within three months prior to or 12 months following a Change in Control, the severance benefits for the participant shall consist of the following:

- payment of a lump sum amount equal to (i) a minimum of 12 and up to 24 months of the participant's base salary, plus (ii) the participant's target bonus multiplied by 1, 1.5 or 2 (in each case, based on employee's classification within the organization and years of service); and
- payment of a lump sum amount equal to the premiums required to continue the participant's medical coverage under the Company's health insurance plan for a period ranging from 12 to 24 months (in such case, based on employee's classification within the organization and years of service).

The foregoing summary is qualified in its entirety by reference to the Severance Plan incorporated herein by reference to Exhibit 10.22 to the Company's 2017 Annual Report.

Estimated Potential Incremental Payments

The table below reflects the estimated amount of incremental compensation payable to each of our named executive officers upon termination of his or her employment in the following circumstances: (i) termination of employment as a result of death of the NEO; (ii) a termination of employment by Tripadvisor without Cause not in connection with a Change in Control, (iii) resignation by him or her for Good Reason not in connection with a Change in Control, (iv) a Change in Control or (v) a termination of employment by Tripadvisor without Cause or by him or her for Good Reason in connection with a Change in Control. No benefits are payable upon a resignation by the NEO without Good Reason, termination of employment by Tripadvisor for Cause. Upon a termination of employment for Disability or retirement, no benefits are provided, other than an extension of time for the exercise of any outstanding options.

The amounts shown in the table (i) assume that the triggering event was effective as of December 31, 2019, the last business day of 2019; (ii) are based on the terms of the employment agreements in effect as of December 31, 2019 and do not reflect any subsequent amendments to the employment agreement; and (iii) are based on the “better of” such employment agreements or the terms of the Severance Plan, as specifically provided for in the Severance Plan. The price of Tripadvisor common stock on which certain of the calculations are based was \$30.38 per share, the closing price of Tripadvisor’s common stock on The Nasdaq Stock Market on December 31, 2019. These amounts are estimates of the incremental amounts that would be paid out to each named executive officer upon such triggering event. The actual amounts to be paid out can only be determined at the time of the triggering event, if any.

Name and Benefit	Death \$(1)	Termination Without Cause (\$)	Resignation for Good Reason (\$)	Change in Control (\$)	Termination w/o Cause or for Good Reason in connection with Change in Control (\$)
Stephen Kaufer					
Salary	—	1,237,500	1,237,500	—	1,650,000
Bonus (2)	—	424,545	424,545	—	1,650,000
Equity Awards (vesting accelerated)	25,424,809	12,857,674	12,857,674	7,361,079 (4)	19,395,505
Health & Benefits (3)	—	41,941	41,941	—	55,922
Total estimated value	<u>25,424,809</u>	<u>14,561,660</u>	<u>14,561,660</u>	<u>7,361,079</u>	<u>22,751,427</u>
Ernst Teunissen					
Salary	—	735,000	735,000	—	735,000
Bonus (2)	—	335,003	335,003	—	588,000
Equity Awards (vesting accelerated)	6,965,223	2,859,507	2,859,507	57,998 (4)	6,146,714
Health & Benefits (3)	—	42,525	42,525	—	42,525
Total estimated value	<u>6,965,223</u>	<u>3,972,035</u>	<u>3,972,035</u>	<u>57,998</u>	<u>7,512,239</u>
Seth J. Kalvert					
Salary	—	697,500	697,500	—	697,500
Bonus (2)	—	317,911	317,911	—	558,000
Equity Awards (vesting accelerated)	4,902,998	1,984,037	1,984,037	44,078 (4)	4,280,947
Health & Benefits (3)	—	41,941	41,941	—	41,941
Total estimated value	<u>4,902,998</u>	<u>3,041,389</u>	<u>3,041,389</u>	<u>44,078</u>	<u>5,578,389</u>

- (1) Pursuant to the Company’s 2018 Stock and Annual Incentive Plan, upon a participant’s termination of employment by reason of death, any award that was unvested at the time of death shall automatically vest, including performance awards which shall vest at target.
- (2) Represents actual bonus amount for 2019, the payment of which the Company must consider in good faith, in both cases pursuant to the terms of the employment agreement.
- (3) Assumes extension of benefits or payment of the cost of benefits for a period of time following termination, pursuant to the terms of the employment agreement or the Severance Plan.
- (4) In the event of a Change in Control, the stock options, RSUs and MSUs granted in connection with the 2017 CEO Award and the MSUs granted to Messrs. Teunissen, Kalvert, and Halpin in February 2019 and 2018 will be treated as though they vested daily over the vesting period and the vesting will accelerate with respect to those awards that would have vested as of the effective date of the Change in Control under this scenario. The remaining unvested awards will vest pro-rata on each anniversary of August 1, 2017 for the CEO and December 31, 2018 for Messrs. Teunissen, Kalvert, and Halpin.

Equity Compensation Plan Information

The following table provides information as of December 31, 2019 regarding shares of common stock that may be issued under Tripadvisor's equity compensation plans consisting of the 2018 Plan, the Viator, Inc. 2010 Stock Incentive Plan and the Deferred Compensation Plan for Non-Employee Directors.

Plan category	Equity Compensation Plan Information		Number of securities remaining available for future issuance under equity compensation plan (excluding securities reflected in column (a)) (c)
	Number of securities to be issued upon exercise of outstanding options, warrants and rights (a)	Weighted Average exercise price of outstanding options, warrants and rights (b)	
Equity compensation plans approved by security holders	14,881,424 (1)	\$ 50.27 (2)	10,050,703
Equity compensation plans not approved by security holders	N/A	N/A	N/A
Total	14,881,424	—	10,050,703

- (1) Includes (i) 6,016,706 shares of common stock issuable upon the exercise of outstanding options, of which 13,659 shares were granted pursuant to options under the Viator, Inc. 2010 Stock Incentive Plan, (ii) 8,469,429 shares of common stock issuable upon the vesting of RSUs, (iii) 389,022 shares of common stock issuable upon the vesting of MSUs (assuming target performance is achieved), and (iv) 6,267 shares of common stock reserved for issuance upon exercise of options granted pursuant to the Deferred Compensation Plan for Non-Employee Directors.
- (2) Since RSUs and MSUs do not have an exercise price, such units are not included in the weighted average exercise price calculation.

DIRECTOR COMPENSATION

Overview

The Board sets non-employee director compensation which is designed to provide competitive compensation necessary to attract and retain high quality non-employee directors and to encourage ownership of Tripadvisor common stock to further align their interests with those of our stockholders. Each non-employee director of Tripadvisor is eligible to receive the following compensation:

- An annual cash retainer of \$50,000, paid in equal quarterly installments;
- An RSU award with a value of \$250,000 (based on the closing price of Tripadvisor's common stock on the Nasdaq Stock Market on the date of grant), upon such director's election to office, subject to vesting in full on the first anniversary of the grant date and, in the event of a Change in Control (as defined in the 2018 Plan and above), full acceleration of vesting;
- An annual cash retainer of \$20,000 for each member of the Audit Committee (including the Chairman) and \$15,000 for each member of the Compensation Committees (including the Chairman); and
- An additional annual cash retainer of \$10,000 for each of the Chairman of the Audit Committee and the Chairman of the Compensation Committees.

We also pay reasonable travel and accommodation expenses of the non-employee directors in connection with their participation in meetings of the Board.

Tripadvisor employees do not receive compensation for serving as directors. Accordingly, Mr. Kaufer does not receive any compensation for his service as a director.

In light of the impacts of the COVID-19 outbreak and the uncertainty around the outbreak's full impact on the Company and its financial performance, on April 14, 2020, the Board determined that the compensation to be paid to the non-employee directors, commencing with the election of directors at the June 9, 2020 annual meeting of stockholders, would be reduced as follows: (i) the directors would forego the annual cash retainer, and (ii) the value of the annual RSU award would be reduced from \$250,000 to \$187,500.

Non-Employee Director Deferred Compensation Plan

Under Tripadvisor's Non-Employee Director Deferred Compensation Plan, the non-employee directors may defer all or a portion of their directors' fees. Eligible directors who defer their directors' fees may elect to have such deferred fees (i) applied to the purchase of share units representing the number of shares of Tripadvisor common stock that could have been purchased on the date such fees would otherwise be payable or (ii) credited to a cash fund. If any dividends are paid on Tripadvisor common stock, dividend equivalents will be credited on the share units. The cash fund will be credited with deemed interest at an annual rate equal to the average "bank prime loan" rate for such year identified in the U.S. Federal Reserve Statistical Release. Upon termination of service as a director of Tripadvisor, a director will receive (i) with respect to share units, such number of shares of Tripadvisor common stock as the share units represent and (ii) with respect to the cash fund, a cash payment. Payments upon termination will be made in either one lump sum or up to five installments, as elected by the eligible director at the time of the deferral election.

2019 Non-Employee Director Compensation Table

The following table shows the compensation information for the non-employee directors of Tripadvisor for the year ended December 31, 2019:

Name	Fees Earned or Paid in Cash (\$)(1)	Stock Awards (\$)(2)(3)	Total (\$)
Gregory B. Maffei	65,000	280,586	345,586
Jay C. Hoag	77,100	280,586	357,686
Betsy L. Morgan	30,973	351,307	382,280
Dipchand (Deep) Nishar (4)	46,325	—	46,325
Jeremy Philips	70,000	280,586	350,586
Spencer M. Rascoff	70,000	280,586	350,586
Albert Rosenthaler	50,000	280,586	330,586
Trynka Shineman Blake	27,875	351,307	379,182
Robert S. Wiesenthal	80,000	280,586	360,586

- (1) The amounts reported in this column represent the annual cash retainer amounts for services in 2019, including fees with respect to which directors elected to defer and credit towards the purchase of share units representing shares of the Company common stock pursuant to the Company's Non-Employee Director Deferred Compensation Plan.
- (2) The amounts reported in this column represent the aggregate grant date fair value of RSU awards computed in accordance with FASB ASC Topic 718. These amounts reflect an estimate of the grant date fair value and may not correspond to the actual value that will be recognized by the non-employee directors from their awards.
- (3) As of December 31, 2019, Messrs. Hoag, Maffei, Philips, Rascoff, Rosenthaler, and Wiesenthal each held 6,125 RSUs. Ms. Shineman and Ms. Morgan each held 7,490 RSUs.
- (4) Mr. Nishar did not run for re-election in 2019 and is no longer a director. The amounts above represent the amount paid to Mr. Nishar for service from January 1, 2019 through June 11, 2019.

SECURITY OWNERSHIP OF CERTAIN BENEFICIAL OWNERS AND MANAGEMENT

Beneficial Ownership Table

The following table presents information as of April 17, 2020, relating to the beneficial ownership of Tripadvisor's capital stock by (i) each person or entity known to Tripadvisor to own beneficially more than 5% of the outstanding shares of Tripadvisor's common stock or Class B common stock, (ii) each director and director nominee of Tripadvisor, (iii) the named executive officers and (iv) our executive officers and directors, as a group. In each case, except as otherwise indicated in the footnotes to the table, the shares are owned directly by the named owners, with sole voting and dispositive power. Unless otherwise indicated, beneficial owners listed in the table may be contacted at Tripadvisor's corporate headquarters at 400 1st Avenue, Needham, Massachusetts 02494.

Shares of Tripadvisor Class B common stock may, at the option of the holder, be converted on a one-for-one basis into shares of Tripadvisor common stock; therefore, the common stock column below includes shares of Class B common stock held by each such listed person, entity or group, and the beneficial ownership percentage of each such listed person assumes the conversion of all Class B common stock into common stock. For each listed person, entity or group, the number of shares of Tripadvisor common stock and Class B common stock and the percentage of each such class listed also include shares of common stock and Class B common stock that may be acquired by such person, entity or group on the conversion or exercise of equity securities, such as stock options, which can be converted or exercised, and RSUs that have or will have vested, within 60 days of April 17, 2020, but do not assume the conversion or exercise of any equity securities (other than the conversion of the Class B common stock) owned by any other person, entity or group.

The percentage of votes for all classes of Tripadvisor's capital stock is based on one vote for each share of common stock and ten votes for each share of Class B common stock. There were 121,326,497 shares of common stock and 12,799,999 shares of Class B common stock outstanding on April 17, 2020.

Beneficial Owner	Common Stock		Class B Common Stock		Percent (%) of Votes (All Classes)
	Shares	%	Shares	%	
5% Beneficial Owners					
Liberty TripAdvisor Holdings, Inc. 12300 Liberty Boulevard Englewood, CO 80112	30,959,752 (1)	23.1%	12,799,999 (1)	100	58.6%
BlackRock, Inc. 55 East 52nd Street, New York, NY 10022	12,902,837 (2)	9.6%	0	0	5.2%
The Vanguard Group 100 Vanguard Blvd, Malvern, PA 19355	10,502,596 (3)	7.8%	0	0	4.2%
Eagle Capital Management, LLC 499 Park Avenue, 17th Floor, New York, NY 10022	8,461,064 (4)	6.3%	0	0	3.4%
Named Executive Officers and Directors					
Gregory B. Maffei	30,526 (5)	*	0	0	*
Stephen Kaufer	1,969,067 (6)	1.5%	0	0	*
Trynka Shineman Blake	7,490 (7)	*	0	0	*
Jay C. Hoag	2,294,293 (8)	1.7%	0	0	*
Betsy Morgan	7,490 (7)	*	0	0	*
Greg O'Hara	—	0	0	0	0
Jeremy Philips	34,231 (9)	*	0	0	*
Spencer M. Rascoff	27,219 (9)	*	0	0	*
Albert Rosenthaler	23,680 (9)	*	0	0	*
Robert S. Wiesenthal	34,231 (9)	*	0	0	*
Ernst Teunissen	313,525 (10)	*	0	0	*
Seth J. Kalvert	305,517 (11)	*	0	0	*
Lindsay Nelson	33,236 (12)	*	0	0	*
Kanika Soni	35,342 (13)	*	0	0	*
All executive officers, directors and director nominees as a group (14 persons)	5,115,847 (14)	3.8%	0	0	2.0%

* The percentage of shares beneficially owned does not exceed 1% of the class.

- (1) Based on information contained in a Schedule 13D/A filed with the SEC on March 16, 2020, by LTRIP. Consists of 18,159,753 shares of common stock and 12,799,999 shares of Class B Common Stock owned by LTRIP. Excludes shares beneficially owned by the executive officers and directors of LTRIP, as to which LTRIP disclaims beneficial ownership.
- (2) Based solely on information contained in a Schedule 13G/A filed with the SEC on February 10, 2020, by BlackRock, Inc. According to the Schedule 13G/A, BlackRock beneficially owns and has sole dispositive power with respect to 12,902,837 shares of common stock and has sole voting power with respect to 11,833,718 shares.
- (3) Based solely on information contained in a Schedule 13G/A filed with the SEC on February 12, 2020, by The Vanguard Group (“Vanguard”). According to the Schedule 13G/A, Vanguard beneficially owns 10,502,596 shares of common stock, has sole dispositive power with respect to 10,398,268 shares of common stock and has sole voting power with respect to 27,275 shares.
- (4) Based solely on information contained in a Schedule 13G filed with the SEC on February 14, 2020, by Eagle Capital Management, LLC (“Eagle”). According to the Schedule 13G, Eagle beneficially owns and has sole dispositive power with respect to 8,461,064 shares of common stock and has sole voting power with respect to 7,031,602 shares.
- (5) Includes 1,938 shares of common stock that are held by the Maffei Foundation. Mr. Maffei and his wife, as the two directors of the Maffei Foundation, have shared voting and investment power with respect to any shares held by the Maffei Foundation. Also includes 6,125 RSUs that will vest and settle within 60 days of April 17, 2020.
- (6) Includes options to purchase 1,368,076 shares of common stock that are currently exercisable.
- (7) Includes 6,125 RSUs that will vest and settle within 60 days of April 17, 2020.
- (8) Includes 6,125 RSUs that will vest and settle within 60 days of April 17, 2020. Mr. Hoag holds directly these RSUs and 2,785 shares resulting from RSUs that previously vested and has sole voting and dispositive power over these securities; however, TCV IX Management, L.L.C. has a right to 100% of the pecuniary interest in such securities. Mr. Hoag is a Member of TCV IX Management, L.L.C. and disclaims beneficial ownership of such RSUs and the shares underlying such RSUs except to the extent of his pecuniary interest therein. The remainder of the shares are held directly by TCV IX Tumi, L.P., TCV IX Tumi (A), L.P., TCV IX Tumi (B), L.P., and TCV IX Tumi (MF), L.P. (the “TCV Funds”). Jay C. Hoag is a Class A Member of Technology Crossover Management IX, Ltd. (“Management IX”) and a limited partner of Technology Crossover Management IX, L.P. (“TCM IX”). Management IX is the sole general partner of TCM IX, which in turn is the sole general partner of TCV IX, L.P., which in turn is the sole member of TCV IX TUMI GP, LLC, which in turn is the sole general partner each of the TCV Funds. Mr. Hoag may be deemed to beneficially own the shares held by the TCV Funds, but disclaims beneficial ownership of such shares except to the extent of his pecuniary interest therein.
- (9) Includes 6,125 RSUs that will vest and settle within 60 days of April 17, 2020.
- (10) Includes options to purchase 238,243 shares of common stock that are currently exercisable, options to purchase 36,057 shares of common stock that will be exercisable within 60 days of April 17, 2020 and 16,388 RSUs that will vest and settle within 60 days of April 17, 2020.
- (11) Includes options to purchase 277,999 shares of common stock that are currently exercisable and 9,013 RSUs that will vest and settle within 60 days of April 17, 2020.
- (12) Includes options to purchase 29,669 shares of common stock that are currently exercisable.
- (13) Includes options to purchase 23,995 shares of common stock that are currently exercisable.
- (14) Includes options to purchase 1,974,039 shares of common stock that are currently exercisable or will be exercisable within 60 days of April 17, 2020 and 74,401 RSUs that will vest and settle within 60 days of April 17, 2020.

Changes in Control

We know of no arrangements, including any pledge by any person of our securities, the operation of which may at a subsequent date result in a change in control of our company.

CERTAIN RELATIONSHIPS AND RELATED PERSON TRANSACTIONS

Review and Approval or Ratification of Related Person Transactions

Pursuant to the Company's Related Party Transactions Policy, we will enter into or ratify a "related person transaction" only when it has been approved by the Audit Committee of the Board, in accordance with its written charter. Related persons include our executive officers, directors, 5% or more beneficial owners of our common stock or immediate family members of these persons and entities in which one of these persons has a direct or indirect material interest. Related person transactions are transactions that meet the minimum threshold for disclosure in the proxy statement under the relevant SEC rules (generally, transactions involving amounts exceeding \$120,000 in which a related person or entity has a direct or indirect material interest). When a potential related person transaction is identified, management presents it to the Audit Committee to determine whether to approve or ratify. When determining whether to approve, ratify, disapprove or reject any related person transaction, the Audit Committee considers all relevant factors, including the extent of the related person's interest in the transaction, whether the terms are commercially reasonable and whether the related person transaction is consistent with the best interests of Tripadvisor and our stockholders.

The legal and accounting departments work with business units throughout Tripadvisor to identify potential related person transactions prior to execution. In addition, we take the following steps with regard to related person transactions:

- On an annual basis, each director, director nominee and executive officer of Tripadvisor completes a Director and Officer Questionnaire that requires disclosure of any transaction, arrangement or relationship with us during the last fiscal year in which the director or executive officer, or any member of his or her immediate family, had a direct or indirect material interest.
- Each director, director nominee and executive officer is expected to promptly notify our legal department of any direct or indirect interest that such person or an immediate family member of such person had, has or may have in a transaction in which we participate.
- Tripadvisor monitors its accounts payable, accounts receivable and other databases to identify any other potential related person transactions that may require disclosure.
- Any reported transaction that our legal department determines may qualify as a related person transaction is referred to the Audit Committee.

If any related person transaction is not approved, the Audit Committee may take such action as it may deem necessary or desirable in the best interests of Tripadvisor and our stockholders.

Related Person Transactions

On August 27, 2014, the entire beneficial ownership of our common stock and Class B common stock held by Liberty was transferred to LTRIP. Simultaneously, Liberty, LTRIP's former parent company, distributed, by means of a dividend, to the holders of its Liberty Ventures common stock, Liberty's entire equity interest in LTRIP. We refer to this transaction as the "Liberty Spin-Off". As a result of the Liberty Spin-Off, effective August 27, 2014, LTRIP became a separate, publicly traded company holding 100% of Liberty's interest in Tripadvisor.

As a result of these transactions, as of the record date, LTRIP beneficially owned 18,159,753 shares of our common stock and 12,799,999 shares of our Class B common stock, which shares constitute 15.0% of the outstanding shares of common stock and 100% of the outstanding shares of Class B common stock. Assuming the conversion of all of LTRIP's shares of Class B common stock into common stock, LTRIP would beneficially own 23.1% of the outstanding common stock (calculated in accordance with Rule 13d-3). Because each share of Class B common stock is generally entitled to ten votes per share and each share of common stock is entitled to one vote per share, LTRIP may be deemed to beneficially own equity securities representing approximately 58.6% of our voting power. As a result, LTRIP is effectively able to control the outcome of all matters submitted to a vote or for the consent of Tripadvisor's stockholders (other than with respect to the election by the holders of Tripadvisor common stock of 25% of the members of Tripadvisor's Board and matters as to which Delaware law requires a separate class vote).

WHERE YOU CAN FIND MORE INFORMATION AND INCORPORATION BY REFERENCE

Tripadvisor files annual, quarterly and current reports, proxy statements and other information with the SEC. Tripadvisor's filings are available to the public over the Internet at the SEC's website at <http://www.sec.gov>. Tripadvisor's SEC filings are also available to the public from commercial retrieval services.

The SEC allows Tripadvisor to "incorporate by reference" the information that Tripadvisor's files with the SEC, which means that Tripadvisor can disclose important information to you by referring you to those documents. The information incorporated by reference is an important part of this proxy statement.

ANNUAL REPORTS

Tripadvisor's Annual Report to Stockholders for 2020, which includes our 2019 Annual Report (not including exhibits), is available at <http://ir.Tripadvisor.com/annual-proxy.cfm>. Upon written request to Tripadvisor, Inc., 400 1st Avenue, Needham, Massachusetts 02494, Attention: Secretary, Tripadvisor will provide, without charge, an additional copy of Tripadvisor's 2019 Annual Report on Form 10-K. Tripadvisor will furnish any exhibit contained in the 2019 Annual Report upon payment of a reasonable fee. Stockholders may also review a copy of the 2019 Annual Report (including exhibits) by accessing Tripadvisor's corporate website at www.Tripadvisor.com or the SEC's website at www.sec.gov.

PROPOSALS BY STOCKHOLDERS FOR PRESENTATION AT THE 2021 ANNUAL MEETING

Stockholders who wish to have a proposal considered for inclusion in Tripadvisor's proxy materials for presentation at the 2021 Annual Meeting of Stockholders must ensure that their proposal is received by Tripadvisor no later than December 25, 2020, at its principal executive offices at 400 1st Avenue, Needham, Massachusetts 02494, Attention: Secretary. The proposal must be made in accordance with the provisions of Rule 14a-8 of the Exchange Act. Stockholders who intend to present a proposal at the 2021 Annual Meeting of Stockholders without inclusion of the proposal in Tripadvisor's proxy materials are required to provide notice of such proposal to Tripadvisor at its principal executive offices no later than March 11, 2021. Tripadvisor reserves the right to reject, rule out of order or take other appropriate action with respect to any proposal that does not comply with these and other applicable requirements.

DELIVERY OF DOCUMENTS TO STOCKHOLDERS SHARING AN ADDRESS

If you share an address with any of our other stockholders, your household might receive only one copy of the Proxy Statement, 2019 Annual Report and Notice, as applicable. To request individual copies of any of these materials for each stockholder in your household, please contact Tripadvisor, Inc., 400 1st Avenue, Needham, Massachusetts 02494, Attention: Secretary, or call us at (781) 800-5000. We will deliver copies of the Proxy Statement, 2019 Annual Report and/or Notice promptly following your request. To ask that only one copy of any of these materials be mailed to your household, please contact your broker.

Needham, Massachusetts

April 28, 2020



2019 Annual Report on Form 10-K

**UNITED STATES
SECURITIES AND EXCHANGE COMMISSION
Washington, D.C. 20549**

Form 10-K

- ANNUAL REPORT PURSUANT TO SECTION 13 OR 15(d) OF THE SECURITIES EXCHANGE ACT OF 1934
For the fiscal year ended December 31, 2019
OR
 TRANSITION REPORT PURSUANT TO SECTION 13 OR 15(d) OF THE SECURITIES EXCHANGE ACT OF 1934
For the transition period from _____ to _____
Commission file number: 001-35362

TRIPADVISOR, INC.
(Exact name of registrant as specified in its charter)

Delaware
(State or other jurisdiction of
incorporation or organization)

80-0743202
(I.R.S. Employer
Identification No.)

400 1st Avenue
Needham, MA 02494
(Address of principal executive office) (Zip Code)
Registrant's telephone number, including area code:
(781) 800-5000

Securities registered pursuant to Section 12(b) of the Act:

Title of each class	Trading Symbol	Name of each exchange on which registered
Common stock	TRIP	NASDAQ

Securities registered pursuant to Section 12(g) of the Act: None

Indicate by check mark if the registrant is a well-known seasoned issuer, as defined in Rule 405 of the Securities Act. Yes No

Indicate by check mark if the registrant is not required to file reports pursuant to Section 13 or Section 15(d) of the Act. Yes No

Indicate by check mark whether the registrant (1) has filed all reports required to be filed by Section 13 or 15(d) of the Securities Exchange Act of 1934 during the preceding 12 months (or for such shorter period that the registrant was required to file such reports), and (2) has been subject to such filing requirements for the past 90 days. Yes No

Indicate by check mark whether the registrant has submitted electronically every Interactive Data File required to be submitted pursuant to Rule 405 of Regulation S-T (§ 232.405 of this chapter) during the preceding 12 months (or for such shorter period that the registrant was required to submit such files). Yes No

Indicate by check mark whether the registrant is a large accelerated filer, an accelerated filer, a non-accelerated filer, smaller reporting company, or an emerging growth company. See the definitions of "large accelerated filer," "accelerated filer," "smaller reporting company," and "emerging growth company" in Rule 12b-2 of the Exchange Act.

Large accelerated filer Accelerated filer
Non-accelerated filer Smaller reporting company
Emerging growth company

If an emerging growth company, indicate by check mark if the registrant has elected not to use the extended transition period for complying with any new or revised financial accounting standards provided pursuant to Section 13(a) of the Exchange Act.

Indicate by check mark whether the registrant is a shell company (as defined in Rule 12b-2 of the Exchange Act). Yes No

The aggregate market value of the common stock of the registrant held by non-affiliates of the registrant as of the last business day of the registrant's most recently completed second fiscal quarter was \$4,872,586,695 based on the closing price on The NASDAQ Global Select Market on such date. For the purpose of the foregoing calculation only, all directors and executive officers of the registrant are assumed to be affiliates of the registrant.

Class	Outstanding Shares at February 12, 2020
Common Stock, \$0.001 par value per share	123,286,835 shares
Class B common stock, \$0.001 par value per share	12,799,999 shares

Documents Incorporated by Reference

The registrant intends to file a proxy statement pursuant to Regulation 14A not later than 120 days after the close of the fiscal year ended December 31, 2019. Portions of such proxy statement are incorporated by reference into Part III of this Annual Report on Form 10-K.

Table of Contents

	<u>Page</u>
PART I.....	2
Item 1. Business	2
Item 1A. Risk Factors	9
Item 1B. Unresolved Staff Comments	31
Item 2. Properties	32
Item 3. Legal Proceedings.....	32
Item 4. Mine Safety Disclosures	32
PART II.....	32
Item 5. Market for Registrant’s Common Equity, Related Stockholder Matters and Issuer Purchases of Equity Securities.....	32
Item 6. Selected Financial Data.....	35
Item 7. Management’s Discussion and Analysis of Financial Condition and Results of Operations.....	36
Item 7A. Quantitative and Qualitative Disclosures About Market Risk.....	57
Item 8. Financial Statements and Supplementary Data.....	60
Item 9. Changes in and Disagreements with Accountants on Accounting and Financial Disclosure.....	116
Item 9A. Controls and Procedures	116
Item 9B. Other Information	120
PART III	120
Item 10. Directors, Executive Officers and Corporate Governance	120
Item 11. Executive Compensation	120
Item 12. Security Ownership of Certain Beneficial Owners and Management and Related Stockholder Matters	120
Item 13. Certain Relationships and Related Transactions, and Director Independence	120
Item 14. Principal Accounting Fees and Services.....	120
PART IV	120
Item 15. Exhibits; Financial Statement Schedules	120
Item 16. Form 10-K Summary	123
SIGNATURES	124

We refer to Tripadvisor, Inc. and our wholly-owned subsidiaries as “Tripadvisor,” “the Company,” “us,” “we” and “our” in this Annual Report on Form 10-K.

Cautionary Note Regarding Forward-Looking Statements

This Annual Report on Form 10-K contains “forward-looking statements” that involve risks and uncertainties, as well as assumptions that, if they never materialize or prove incorrect, could cause our results to differ materially from those expressed or implied by such forward-looking statements. The statements contained in this Annual Report that are not purely historical are forward-looking statements within the meaning of Section 27A of the Securities Act of 1933, as amended, or the Securities Act, and Section 21E of the Securities Exchange Act of 1934, as amended, or the Exchange Act. The following words, when used, are intended to identify forward-looking statements: “anticipate,” “believe,” “could,” “estimate,” “expect,” “intend,” “may,” “might,” “plan,” “project,” “target,” “result,” “should,” “will,” and similar expressions which do not relate solely to historical matters. We caution investors that any forward-looking statements in this report, or which management may make orally or in writing from time to time, are based on management’s beliefs and on assumptions made by, and information currently available to, management. Such statements are subject to risks, uncertainties and assumptions and are not guarantees of future performance, which may be affected by known and unknown risks, trends, uncertainties and factors that are beyond our control. Some of the risks and uncertainties that may cause our actual results, performance or achievements to differ materially from those expressed or implied by forward-looking statements are more fully described in Part I. Item 1A. “Risk Factors.” Moreover, we operate in a rapidly changing environment. New risk factors emerge from time to time and it is not possible for management to predict all such risk factors, nor can we assess the impact of all such risk factors on our business or the extent to which any factor, or combination of factors, may cause actual results to differ materially from those contained in any forward-looking statements. We caution you that, while forward-looking statements reflect our good faith beliefs when we make them, they are not guarantees of future performance and are impacted by actual events when they occur after we make such statements. We expressly disclaim any responsibility to update our forward-looking statements, whether as a result of new information, future events or otherwise.

Investors should also refer to our quarterly reports on Form 10-Q for future periods and current reports on Form 8-K as we file them with the U.S. Securities and Exchange Commission, or the SEC, and to other materials we may furnish to the public from time to time through Current Reports on Form 8-K or otherwise.

PART I

Item 1. Business

Overview

Tripadvisor, Inc. (“Tripadvisor”, “the Company”, “we”, or “us”) is a leading online travel company and our mission is to help people around the world plan, book and experience the perfect trip. We operate a global travel platform that connects the world’s largest audience of prospective travelers with travel partners through rich content, price comparison tools, and online reservation and related services for destinations, accommodations, travel activities and experiences, and restaurants.

Under our flagship brand, Tripadvisor, we launched www.Tripadvisor.com in the United States in 2000. Since then, we have launched localized versions of the Tripadvisor website in 48 markets and 28 languages worldwide. Tripadvisor features 859 million reviews and opinions on 8.6 million places to stay, places to eat and things to do – including 1.4 million hotels, inns, B&Bs and specialty lodging, 842,000 rental properties, 5.2 million restaurants and 1.2 million travel activities and experiences worldwide. Tripadvisor’s rich content and engaged community attract the world’s largest travel audience, based on monthly unique visitors, including 463 million average monthly unique visitors in the third quarter of 2019 during the peak summer travel season.

In addition to the flagship Tripadvisor brand, we own and operate a portfolio of travel media brands and businesses, operating under various websites, including the following: www.airfarewatchdog.com, www.bokun.io, www.bookingbuddy.com, www.cruisecritic.com, www.familyvacationcritic.com, www.flipkey.com, www.thefork.com (including www.lafourchette.com, www.eltenedor.com, www.restorando.com, and www.bookatable.co.uk), www.holidaylettings.co.uk, www.holidaywatchdog.com, www.housetrip.com, www.jetsetter.com, www.niumba.com, www.onetime.com, www.oyster.com, www.seatguru.com, www.singleplatform.com, www.smartertravel.com, www.vacationhomerentals.com, and www.viator.com.

Our Industry and Market Opportunity

We operate in the global travel industry, focusing exclusively on online travel and travel-related activity, and the online advertising market.

According to Phocuswright, an independent travel, tourism and hospitality research firm, the annual global travel market represents \$1.7 trillion in sales and is increasingly shifting online. As consumer online travel media consumption and online travel commerce activity increases, we believe travel and travel-related businesses will continue to allocate greater percentages of their marketing budgets to online channels in order to grow their businesses. We believe this creates a significant long-term growth opportunity for our business.

Our Business Model

Our businesses match demand, or consumers that seek to discover, research, price compare and book the best travel experiences online, with supply from travel partners around the world that provide travel accommodations and experiences.

Consumer Offerings

Tripadvisor enables consumers to plan, book and experience the perfect trip by providing content, supply, price, and convenience. Content and supply has enabled Tripadvisor to become a well-known global brand, one that has attracted the world’s largest travel audience, based on average monthly unique visitors, and influences a significant amount of travel commerce. We are focused on creating the best online experience in travel planning and booking, making it easier for consumers to research destinations and experiences, read and contribute user-generated content, compare destinations and businesses based on quality, price and availability, and complete bookings powered by our travel partners.

Travel Partners

Our portfolio of travel-related websites enables our travel partners to be discovered, to advertise and to sell their services to a global travel audience. Travel partners may include hotel chains, independent hoteliers, online travel agencies, or OTAs, destination marketing organizations, and other travel-related and non-travel related product and service providers—that seek to market and sell their products and services to a global audience. We enable media advertising opportunities – and in some cases, facilitate transactions between consumers and travel partners in a number of ways, including by sending referrals to our travel partners’ websites, facilitating bookings on behalf of our travel partners, or by serving as the merchant of record – particularly in our Experiences and Rentals offerings – and by offering advertising placements on our websites and mobile apps.

Segments and Products

We manage our business based on the following reportable segments: (1) Hotels, Media & Platform and (2) Experiences & Dining.

The Hotels, Media & Platform segment includes revenue generated from the following sources:

- ***Tripadvisor-branded Hotels Revenue.*** Our largest source of Hotels, Media & Platform segment revenue is generated from click-based advertising on Tripadvisor-branded websites, which is primarily comprised of contextually-relevant booking links to our travel partners’ websites. Our click-based travel partners are predominantly OTAs and direct suppliers in the hotel category. Click-based advertising is generally priced on a cost-per-click, or “CPC”, basis, with payments from travel partners determined by the number of travelers who click on a link multiplied by the CPC rate for each specific click. CPC rates are determined in a dynamic, competitive auction process, also known as our hotel metasearch auction, where our travel partner CPC bids for rates and availability to be listed on our site are submitted. We also offer subscription-based advertising to hotel partners, owners of B&Bs and other specialty lodging properties, enabling subscribers to advertise their businesses on our websites, as well as manage and promote their website URL, email address, phone number, special offers and other information related to their business. Subscription-based advertising services are predominantly sold for a flat fee for a contracted period of time of one year or less. We also offer travel partners the opportunity to advertise and promote their business through hotel sponsored placements on our websites. This service is generally priced on a CPC basis, with payments from travel partners determined by the number of travelers who click on the sponsored link multiplied by the CPC rate for each specific click. CPC rates for hotel sponsored placements that our travel partners pay are based on a pre-determined contractual rate. In addition, transaction revenue is generated from our hotel instant booking feature, which enables hotel shoppers to book directly with a travel partner, with the latter serving as the merchant of record for the transaction, without leaving our website. We earn a commission from our travel partners for each traveler that completes a hotel reservation on our website based on a pre-determined contractual commission rate.
- ***Tripadvisor-branded Display and Platform Revenue.*** We offer travel partners the ability to promote their brands in a contextually-relevant manner through a variety of display-based advertising placements on our websites. Our display-based advertising clients are predominantly direct suppliers of hotels, air travel and cruises, as well as destination marketing organizations. Other display advertising partners include OTAs and other travel-related businesses, as well as advertisers from non-travel categories. Display-based advertising is sold predominantly on a cost per thousand impressions, or CPM, basis.

The Experiences & Dining segment includes revenue generated from the following sources:

- ***Experiences.*** We provide information and services that allow consumers to research and book activities and attractions in popular travel destinations both through Viator, our dedicated Experiences offering, and on our Tripadvisor website and mobile apps. We also power travel activities and experiences booking capabilities to consumers on affiliate partner websites, including some of the world’s top airlines, hotel chains, and online and offline travel agencies. We work with local tour or travel

activities/experiences operators (“the supplier”) to provide consumers the ability to book tours, activities and experiences (“the activity”) in popular destinations worldwide. We generate commissions for each booking transaction we facilitate through our online reservation system. To a lesser extent, we earn commissions from affiliate partners, or third-party merchant partners who display and promote on their websites the supplier activities available on our platform to generate bookings.

- **Dining.** We provide information and services for consumers to research and book restaurants in popular travel destinations through our dedicated restaurant reservations offering, TheFork, and on our Tripadvisor-branded websites and mobile apps. TheFork is an online restaurant booking platform operating on a number of websites (including www.thefork.com, www.lafourchette.com, www.eltenedor.com, www.restorando.com and www.bookatable.co.uk), with a network of restaurant partners located primarily across the United Kingdom (the “U.K.”), Europe, Australia, and South America. We primarily generate transaction fees (or per seated diner fees) that are paid by restaurants for diners seated primarily from bookings through TheFork’s online reservation system. To a lesser extent, we also generate subscription fees for subscription-based advertising to restaurants, access to certain online reservation management services, marketing analytic tools, and menu syndication services provided by TheFork and Tripadvisor. In addition, we also offer restaurant partners the opportunity to advertise and promote their business through restaurant media advertising placements on our website. This service is generally priced on a CPC basis, with payments from restaurant partners determined by the number of users who click on the sponsored link multiplied by the CPC rate for each specific click. CPC rates for media advertising placements that our restaurant partners pay are based on a pre-determined contractual rate.

Other is a combination of our Rentals, Flights/Cruises/Car, SmarterTravel, and Tripadvisor China business units and is not considered a reportable segment. Other includes revenue generated from the following sources:

- Our Rentals offering provides information and services that allow travelers to research and book vacation and short-term rental properties, including full homes, condominiums, villas, beach properties, cabins and cottages. Rentals generates revenue primarily by offering individual property owners and managers the ability to list their properties on our websites and mobile apps thereby connecting with travelers through a free-to-list, commission-based option or, to a lesser extent, by an annual subscription-based fee structure. These properties are listed on www.flipkey.com, www.holidaylettings.co.uk, www.housetrip.com, www.niumba.com, www.vacationhomerentals.com, and on our Tripadvisor-branded websites and mobile apps. In addition, Other also includes revenue generated from flights, cruise, and car offerings on Tripadvisor, as well as revenue from non-Tripadvisor-branded websites not otherwise described above, such as www.bookingbuddy.com, www.cruise critic.com, www.onetime.com and www.smartertravel.com, and Tripadvisor China, which primarily includes click-based advertising and display-based advertising revenue.

For further information regarding our segments, including a change in reportable segments during 2019, financial information, and the principal revenue streams within these segments, refer to “Note 1: *Organization and Business Description*” and “Note 18: *Segment and Geographic Information*” in the notes to our consolidated financial statements in Item 8 on this Annual Report on Form 10-K.

Seasonality

Consumers’ travel expenditures follow a seasonal pattern. Correspondingly, travel partners’ advertising investments and, therefore, our revenue and profits, also follow a seasonal pattern. Our financial performance tends to be seasonally highest in the second and third quarters of a given year, which includes the seasonal peak in consumer demand, traveler hotel and rental stays, and travel activities and experiences taken, compared to the first and fourth quarters, which represent seasonal low points. Significant shifts in our business mix or adverse economic conditions could result in future seasonal patterns that are different from historical trends.

Our Growth Strategy

Phocuswright, an independent travel, tourism and hospitality research firm, estimates the annual global travel market (not including dining) at \$1.7 trillion of bookings and we believe that Tripadvisor’s influence in the travel

ecosystem remains significant. Our growth strategy aims to increase revenue by deepening customer engagement on our platform by pursuing the following key strategies, including:

- continue building products that reduce friction throughout the travel planning and trip-taking journey and delight travelers;
- deepen consumer engagement with our platform (including, but not limited to, membership growth, mobile app engagement and overall repeat usage);
- invest in technology to further improve our customer and supplier experiences;
- deepen travel partner engagement with our platform by expanding the number of products and services we offer;
- invest in and grow certain categories where we lead the broader travel market today and/or can leverage unique assets, such as hotel business to business (“B2B”) services, media advertising, experiences and restaurants;
- leverage our technological and operational efficiencies; and
- opportunistically pursue strategic acquisitions.

Marketing and Competition

We compete with other companies in attractive, rapidly evolving categories of the travel industry. In these areas, we compete for content, traffic, advertising dollars and, more generally, to attract and retain our users’ attention, both in terms of reach and engagement. Since our products and those of our competitors are typically free, we compete based on our brand, the quality and nature of our product offerings and our online travel search and price comparison services (or metasearch), rather than on price. As such, we invest heavily in constantly improving our user experience and expanding content, listings and bookable inventory.

We also invest to amplify our global brand and raise consumer awareness of, and engagement with, our end-to-end product offerings. We leverage a number of online and offline marketing channels, including online search engines (primarily Google), social media, email and brand advertising (primarily television advertising). The relative success of our marketing strategy is more measurable on some of these channels than others, and can be influenced by changes that we, our travel partners, or our competitors make to our respective products and marketing strategies. During 2019, our total advertising expense was approximately \$423 million, primarily driven by investments in online search engines, and to a lesser extent, investments in offline marketing channels, which was primarily television advertising. We intend to continue to promote brand awareness through both online and offline advertising efforts. We compete globally with both online and offline, established and emerging, providers of travel, lodging, experiences and restaurant reservation and related services. The markets for the services we offer are intensely competitive, and current and new competitors can launch new services at a relatively low cost.

We also compete with different types of companies in the various markets and geographies where we operate, including large and small companies in the travel space as well as broader service providers. More specifically:

- In our Hotels, Media & Platform segment, we compete, and in some cases partner, with the following businesses:
 - OTAs (including Expedia Group, Inc., or “Expedia”, Booking Holdings, Inc., or “Booking”, Trip.com Group Limited (formerly known as Ctrip.com International, Ltd) and their respective subsidiaries and operating companies);
 - hotel metasearch providers (including Google, trivago (a subsidiary of Expedia), Kayak and HotelsCombined (subsidiaries of Booking));
 - large online search, social media, and marketplace platforms and companies (including Google, Facebook, Microsoft’s Bing, Yahoo, Baidu, Alibaba, and Amazon);
 - traditional offline travel agencies; and

- global hotel chains seeking to promote direct bookings.
- We also compete with offerings in our Experiences & Dining segment. Experiences competes with online travel agencies, such as Airbnb, Booking, GetYourGuide and Klook; traditional travel agencies; online travel service providers; and wholesalers, among others. Dining competes with other online restaurant reservation services, such as SeatMe (owned by Yelp) and OpenTable (a subsidiary of Booking).

Commercial Relationships

We have a number of commercial relationships that are important to the success of our business. Although these relationships are memorialized in agreements, many of these agreements are for limited terms or are terminable at will or on short notice. As a result, we seek to ensure the mutual success of these relationships.

We have commercial relationships with a majority of the world's leading OTAs, as well as thousands of other travel partners, pursuant to which these companies primarily purchase traveler leads from us, generally on a click-based advertising basis. For the years ended December 31, 2019, 2018 and 2017 our two most significant travel partners were Expedia Group, Inc. and Booking Holdings, Inc., which each accounted for more than 10% of our consolidated revenue and together accounted for approximately 33%, 37% and 43% of our consolidated revenue, respectively. Nearly all of this concentration of revenue is recorded in the TripAdvisor-branded Hotels revenue line within our Hotels, Media & Platform segment for these reporting periods.

Operations and Technology

We have assembled a team of highly skilled software engineers, computer scientists, data scientists, network engineers and systems engineers whose expertise spans a broad range of technical areas, including a wide variety of open source operating systems, databases, languages, analytics, networking, scalable web architecture, operations and warehousing technologies. We make significant investments in product and feature development, data management, personalization technologies, scalable infrastructures, networking, data warehousing, and search engine technologies.

Our systems infrastructure for TripAdvisor-branded websites is housed at two geographically separate facilities and hosted by Amazon Web Services. Our infrastructure installations have multiple communication links as well as continuous monitoring and engineering support. Each facility is fully self-sufficient and operational with its own hardware, networking, software and content, and is structured in an active/passive, fully redundant configuration. Substantially all of our software components, data, and content are replicated in multiple datacenters and development centers, as well as backed up at offsite locations. Our systems are monitored and protected through multiple layers of security. Several of our individual subsidiaries and businesses have their own data infrastructure and technology teams.

Intellectual Property

Our intellectual property, including patents, trademarks, copyrights, domain names, trade dress, proprietary technology and trade secrets, is an important component of our business. We rely on our intellectual property rights in our content, proprietary technology, software code, ratings indexes, databases of reviews and forum content. We have acquired some of our intellectual property rights through licenses and content agreements with third parties and these arrangements may place restrictions on the use of our intellectual property.

We protect our intellectual property by relying on our terms of use, confidentiality agreements and contractual provisions, as well as on international, national, federal, state and common law rights. We protect our brands by pursuing the trademark registration of our core brands, as appropriate, maintaining our trademark portfolio, securing contractual trademark rights protection when appropriate, and relying on common law trademark rights when appropriate. We also register copyrights and domain names as deemed appropriate. Additionally, we protect our trademarks, domain names and copyrights with the use of intellectual property licenses and an enforcement program.

We have considered, and will continue to consider, the appropriateness of filing for patents to protect future inventions, as circumstances may warrant. However, many patents protect only specific inventions and there can be no assurance that others may not create new products or methods that achieve similar results without infringing upon patents owned by us.

In connection with our copyrightable content, we post and institute procedures under the U.S. Digital Millennium Copyright Act and similar “host privilege” statutes worldwide to gain immunity from copyright liability for photographs, text and other content loaded on our sites by users. However, differences between statutes, limitations on immunity, and moderation efforts in the many jurisdictions in which we operate may affect our ability to claim immunity.

From time to time, we may be subject to legal proceedings and claims in the ordinary course of our business, including claims of alleged infringement by us of the trademarks, copyrights, patents, and other intellectual property rights of third parties. In addition, litigation may be necessary in the future to enforce our intellectual property rights, protect our trade secrets or determine the validity and scope of proprietary rights claimed by others. Any such litigation, regardless of outcome or merit, could result in substantial costs and diversion of management and technical resources, any of which could materially harm our business.

Regulation

We are subject to a number of laws and regulations that affect companies conducting business on the internet and relating to the travel industry, the vacation rental industry and the provision of travel services. As we continue to expand the reach of our brands into additional international markets, we are increasingly subject to additional laws and regulations. This includes laws and regulations regarding, among other matters, consumer privacy, libel, rights of publicity, data protection, content, intellectual property, distribution, electronic contracts and other communications, consumer protection, taxation, online payment services, competition and protection of minors. These laws and regulations are constantly evolving and can be subject to significant change. Many of these laws and regulations are being tested in courts, and could be interpreted by regulators and courts in ways that could harm our business. In addition, the application and interpretation of these laws and regulations is often uncertain, particularly in the new and rapidly-evolving industry in which we operate.

In addition, we provide advertising data and information and conduct marketing activities that are subject to consumer protection laws that regulate unfair and deceptive practices, domestically and internationally, including, in some countries, pricing display requirements, licensing and registration requirements and industry specific value-added tax regimes. The United States (as well as individual states), the European Union (as well as member states) and other countries have adopted legislation that regulates certain aspects of the internet, including online editorial and user-generated content, data privacy, behavioral targeting and online advertising, taxation, and liability for third-party activities. It is difficult to accurately predict how such legislation will be interpreted and applied or whether new taxes or regulations will be imposed on our services, and whether or how we might be affected. Increased regulation of the internet could increase the cost of doing business or otherwise materially adversely affect our business, financial condition or operating results.

We are subject to laws that require protection of user privacy and user data. As our business has evolved, we have begun to receive and store a greater volume of personally identifiable data. This data is increasingly subject to laws and regulations in numerous jurisdictions around the world. For example, the European Union, in May 2018, adopted the General Data Protection Regulation, or GDPR, which requires companies, including ours, to meet enhanced requirements regarding the handling of personal data. In addition, the State of California adopted the Consumer Privacy Protection Act which became effective January 1, 2020 and also enhances privacy rights and consumer protection for residents of California. In addition, similar laws have been adopted or are currently under discussion in other jurisdictions. The enactment, interpretation and application of these laws is still in a state of flux.

Also, on June 23, 2016, the U.K. passed a referendum to exit the European Union, known as Brexit, and the U.K. ceased to be a member of the EU on January 31, 2020. The EU and U.K. will continue to work on the terms of the departure through a transition period ending December 31, 2020. Since the final terms of the U.K.'s exit from the European Union remain uncertain, we are unable to predict the effect Brexit will have on our business and results of operations; however, we will likely face new regulatory costs and challenges if the U.K. regulations diverge from those of the European Union.

Corporate History, Equity Ownership and Voting Control

Tripadvisor was co-founded in February 2000 by Stephen Kaufer, our current Chief Executive Officer and President. In April 2004, Tripadvisor was acquired by IAC/InterActiveCorp, or IAC. In August 2005, IAC spun-off its portfolio of travel brands, including Tripadvisor, into Expedia, at the time a separate newly-formed Delaware corporation. On December 20, 2011 Expedia completed a spin-off of Tripadvisor into a separate publicly-traded Delaware corporation. We refer to this second spin-off transaction as the "Spin-Off." Following the Spin-Off, on December 21, 2011, Tripadvisor began trading on The NASDAQ Global Select Market, or NASDAQ, as an independent public company under the trading symbol "TRIP."

On December 11, 2012, Liberty Interactive Corporation, or Liberty, purchased an aggregate of approximately 4.8 million shares of common stock of Tripadvisor from Barry Diller, our former Chairman of the Board of Directors and Senior Executive, and certain of his affiliates. As a result, Liberty beneficially owned approximately 18.2 million shares of our common stock and 12.8 million shares of our Class B common stock.

On August 27, 2014, the entire beneficial ownership of our common stock and Class B common stock held by Liberty was acquired by Liberty Tripadvisor Holdings, Inc., or LTRIP. Simultaneously, Liberty, LTRIP's former parent company, distributed, by means of a dividend, to the holders of its Liberty Ventures common stock, Liberty's entire equity interest in LTRIP. We refer to this transaction as the "Liberty Spin-Off". As a result of the Liberty Spin-Off, effective August 27, 2014, LTRIP became a separate, publicly traded company holding 100% of Liberty's interest in Tripadvisor.

As a result of these transactions, as of December 31, 2019, LTRIP beneficially owned approximately 18.2 million shares of our common stock and 12.8 million shares of our Class B common stock, which constitute 14.6% of the outstanding shares of common stock and 100% of the outstanding shares of Class B common stock. Assuming the conversion of all of LTRIP's shares of Class B common stock into common stock, LTRIP would beneficially own 22.5% of the outstanding common stock. Because each share of Class B common stock is entitled to ten votes per share and each share of common stock is entitled to one vote per share, LTRIP may be deemed to beneficially own equity securities representing 57.9% of our voting power.

Employees

As of December 31, 2019, we had 4,194 employees. Of these employees, 45% were based in the United States. We believe we have good relationships with our employees, including relationships with employees represented by international works councils or other similar organizations.

Additional Information

We maintain a corporate website at ir.tripadvisor.com. Except as explicitly noted, the information on our website, as well as the websites of our various brands and businesses, is not incorporated by reference in this Annual Report on Form 10-K, or in any other filings with, or in any information furnished or submitted to, the SEC.

On our Investor Relations website (<http://ir.tripadvisor.com/investor-relations>), we provide our Annual Reports on Form 10-K, Quarterly Reports on Form 10-Q and Current Reports on Form 8-K, and amendments to these reports free of charge. These reports are available on our website as soon as reasonably practicable after we electronically file or furnish these reports to the SEC or publish through press releases, public conference calls and certain webcasts. All documents filed electronically with the SEC (including reports, proxy and information statements and other information) are also available at www.sec.gov. Investors and others should be aware that we

use our investor relations website (<http://ir.tripadvisor.com/investor-relations>) to announce material financial information to our investors as well as communicate with the public about our company, our results of operations and other information.

We post our code of business conduct and ethics, which applies to all employees, including all executive officers, senior financial officers and directors, on our corporate website at www.tripadvisor.com. We intend to disclose any waivers of the code of ethics for our executive officers, senior financial officers or directors, on our corporate website.

Item 1A. Risk Factors

You should consider carefully the risks described below together with all of the other information included in this Annual Report as they may impact our business, results of operations and/or financial condition. The risks and uncertainties described below are not the only ones we face. Additional risks and uncertainties not presently known to us or that we currently believe are immaterial may also impair our business, results of operations or financial condition. If any of the following risks occur, our business, financial condition, operating results and cash flows could be materially adversely affected.

Risks Related to Our Business and Industry

If we are unable to continue to attract a significant amount of visitors to our websites and mobile apps, to cost-effectively convert these visitors into revenue-generating users and to continue to engage our users, our revenue, financial results and business could be harmed.

Our long-term success depends on our continued ability to attract a significant number of visitors to our platforms in a cost-effective manner, to convert those visitors into consumers and then to continue to engage those consumers throughout the travel planning, booking and trip-taking phases. Our traffic and user engagement could be adversely affected by a number of factors, including but not limited to, increased competition; inability to provide quality content, inventory or supply to our consumers; declines or inefficiencies in traffic acquisition; reduced awareness of our brands; and macroeconomic conditions. Certain of our competitors have advertising campaigns expressly designed to drive traffic directly to their websites, and these campaigns may negatively impact traffic to our site. Our traffic growth could decline over time and our success could become increasingly dependent on our ability to increase levels of user engagement on our platform. There can be no assurances that we will continue to provide content and products in a manner that meets rapidly changing demand. Any failure to obtain and manage content and products in a cost-effective manner that will engage users, or any failure to provide content and products that are perceived as useful, reliable and trustworthy, could adversely affect user experiences and their repeat behavior, reduce traffic to our websites and negatively impact our business and financial performance.

We rely on internet search engines and application marketplaces to drive traffic to our platform, certain providers of which offer products and services that compete directly with our products. If links to our websites and apps are not displayed prominently, traffic to our platform could decline and our business would be negatively affected.

We rely heavily on internet search engines to generate a significant amount of traffic to our websites, principally through SEM (i.e., the purchase of travel-related keywords) as well as through SEO (i.e., free, or organic, search). The number of consumers we attract from search engines to our platform is due in large part to how and where information from, and links to, our websites are displayed on search engine results pages, or SERPs. The display, including rankings, of search results can be affected by a number of factors, many of which are not in our control and may change frequently. Search engines frequently update and change the logic that determines the placement and display of the results of a user's search, such that the purchased or algorithmic placement of links to our websites can be negatively affected. In addition, a search engine could, for competitive or other purposes, alter its search algorithms or results causing our websites to place lower in search query results. If a major search engine changes its algorithms in a manner that negatively affects the search engine ranking of our websites or those of our travel partners, or if competitive dynamics impact the cost or effectiveness of SEO or SEM in a negative manner,

our business and financial performance would be adversely affected. Furthermore, our failure to successfully manage our SEO and SEM strategies and/or other traffic acquisition strategies could result in a substantial decrease in traffic to our websites, as well as increased costs to the extent we replace free traffic with paid traffic.

In some instances, search and metasearch companies and application marketplaces may change their displays or rankings in order to promote their own competing products or services or the products or services of one or more of our competitors. For example, Google, a significant source of traffic to our website accounting for a substantial portion of the visits to our websites, frequently promotes its own competing products in its web search results, which has negatively impacted placement of references to our company and our website on the SERP. Google's promotion of its own competing products, or similar actions by Google in the future that have the effect of reducing our prominence or ranking on its search results, could have a substantial negative effect on our business and results of operations.

We also rely on application marketplaces, or app stores such as Apple's App Store and Google's Play, to drive downloads of our applications. In the future, Apple, Google or other marketplace operators may make changes to their marketplaces that make access to our products more difficult. For example, Google has entered various aspects of the online travel market, including by establishing a flight metasearch product and hotel metasearch product as well as reservation functionality. Our applications may receive unfavorable treatment compared to the promotion and placement of competing applications, such as the order in which they appear within marketplaces. Similarly, if problems arise in our relationships with providers of application marketplaces, traffic to our site and our user growth could be harmed.

We derive a substantial portion of our revenue from advertising and any significant reduction in spending by advertisers or redirections of advertising spend could harm our business.

We derive a substantial portion of our revenue from the sale of advertising, primarily through click-based advertising and, to a lesser extent, display-based and subscription-based advertising. We enter into advertising contracts with our advertising partners; however, the agreement terms are generally limited to legal matters, with campaign details and economics governed by insertion orders, and most of these contracts can be terminated by our partners at will or on short notice. Our ability to grow advertising revenue with our existing or new advertising partners is dependent in large part on our ability to generate revenue for them relative to other alternatives. Advertisers will not continue to do business with us if their investment in such advertising does not generate sales leads, customers, bookings, or revenue and profit on a cost-effective basis. Our ability to provide value to our advertising partners depends on a number of factors, including effectiveness of online advertising, competitiveness of our products, traffic quality, perception of our platform, availability and accuracy of analytics and measurement solutions to demonstrate our value, and macroeconomic conditions, whether in the advertising industry generally, among specific types of marketers or within particular geographies. We cannot guarantee that our current advertisers will fulfill their obligations under existing contracts, continue to advertise beyond the terms of existing contracts or enter into any additional contracts with us.

In addition, advertising revenue could be impacted by a number of other factors, including, but not limited to, the following:

- Our inability to increase or maintain user engagement;
- Our inability to increase or maintain the quantity and quality of ads shown to consumers, including as a result of technical infrastructure constraints;
- The development of technologies that can block the display of our ads or block our ad measurement tools, particularly for advertising displayed on tablets and/or on mobile platforms;
- The effectiveness of our ad targeting or degree to which consumers opt out of certain types of ad targeting;
- Adverse government actions or legal developments relating to advertising, including legislative and regulatory developments and developments in litigation that limit our ability to deliver or target advertising; and

- The impact of macroeconomic conditions, whether in the advertising industry in general or among special types of marketers or within particular geographies.

The occurrence of any of these or other factors could result in a reduction in demand for our ads, which may reduce the prices we receive for our ads, or cause marketers to stop advertising with us altogether, either of which would negatively affect our revenue and financial results.

Click-based advertising revenue accounts for the majority of our advertising revenue. Our CPC pricing for click-based advertising depends, in part, on competition between advertisers. If our large advertisers become less competitive with each other, merge with each other or with our competitors, focus more on per-click profit than on traffic volume, or are able to reduce CPCs, this could have an adverse impact on our click-based advertising revenue which would, in turn, have an adverse effect on our business, financial condition and results of operations.

We rely on a relatively small number of significant advertising partners and any reduction in spending by or loss of these partners could seriously harm our business.

We derive a substantial portion of our revenue from a relatively small number of advertising partners and rely significantly on our relationships. For example, for the year ended December 31, 2019, our two most significant advertising partners, Expedia and Booking (and their subsidiaries), accounted for a combined 33% of total revenue. While we enter into master advertising contracts with our partners, as discussed above, most of these contracts can be terminated by our partners at will or on short notice. If any of our significant advertisers were to cease or significantly curtail advertising on our websites, we could experience a rapid decline in our revenue over a relatively short period of time which would have a material impact on our business.

Our business depends on a strong brand and any failure to maintain, protect and enhance our brand could hurt our ability to retain and expand our base of consumers and partners, as well as increase the frequency with which consumers utilize our products and services.

We believe that the strength of our brands (particularly the Tripadvisor brand) has contributed significantly to our success. We also believe that maintaining, protecting and enhancing our brands is critical to expanding our base of consumers, increasing the frequency with which consumers utilize our solutions and attracting advertisers and business partners. Our ability to maintain and protect our brand depends, in part, on our ability to maintain consumer trust in our products and in the quality, integrity, reliability of usefulness of the content and other information found on our platform. For example, if consumers do not view our reviews to be useful and reliable, they may seek other sources to obtain the information they are looking for and may not return to our platform as often in the future, or at all. This would negatively impact our ability to attract and retain consumers and partners and the frequency with which they use our platform. We dedicate significant resources to these goals, primarily through our computer algorithms and teams of moderators that are focused on identifying inappropriate, unreliable or deceptive content. We remove those types of content from our website and, in certain cases, take legal action against individuals or businesses that we believe have engaged in deceptive practices.

Media, legislative, or regulatory scrutiny of our decisions regarding user privacy, content, advertising, and other issues may adversely affect our reputation and brands. Negative publicity about our company, including our content, technology, business practices or strategic plans, could diminish our reputation and confidence in our brand, thereby negatively affecting the use of our products and potentially even our share price. For example, certain media outlets have alleged that we have improperly filtered or screened reviews, that we have not properly verified reviews, or that we manipulate reviews, ranking and ratings in favor of our advertisers against non-advertisers. We expend significant resources to ensure the integrity of our reviews and to ensure that the most relevant reviews are available to our consumers; we do not establish rankings and ratings in favor of our advertisers. Nevertheless, our reputation and brand, the traffic to our platform, our business and potentially even our share price may suffer from negative publicity about our company or if consumers otherwise perceive that our content is manipulated or biased. In addition, regulatory inquiries or investigations require management time and attention and could result in further negative publicity, regardless of their merits or ultimate outcomes.

In addition, unfavorable publicity regarding, for example, our practices relating to privacy and data protection, product changes, competitive pressures, litigation or regulatory activity could adversely affect our reputation with our consumers and our partners. Such negative publicity also could have an adverse effect on the size, engagement, and loyalty of our user base and result in decreased revenue.

We continue to invest significant time and effort towards educating users about our brand and our product offerings and there can be no assurances that these efforts will continue to be successful.

In an effort to enhance our brand we invest significantly in brand marketing including, but not limited to, television advertising. We expect these investments to continue, and potentially even increase, as a result of a variety of factors, including relatively high levels of advertising spending by competitors, the increasing costs of supporting multiple brands, expansion into new geographies, product positioning where our brands are less well known, and the continued emergence and relative traffic share growth of search engines as destination sites for travelers. We expect to continue our television advertising campaign and to adjust our marketing efforts and spend among the different marketing channels, in each case as we think appropriate based on the relative growth opportunity, the expected returns and the competitive environment in the different segments and businesses in which we operate.

Such efforts may not maintain or enhance consumer awareness of our brands and, even if we are successful in our branding efforts, such efforts may not be cost-effective or as efficient as they have been historically. If we are unable to maintain or enhance consumer awareness of our brands or to generate demand in a cost-effective manner, it would have a material adverse effect on our business and financial performance. In addition, there are no assurances that these actions will have a positive impact on our marketing efficiencies or operating margins or when the financial benefit expected to result from these efforts will exceed the costs of such efforts. Furthermore, some of our current and potential competitors have access to significantly greater and more diverse resources than we do, and they may also be able to leverage other aspects of their businesses to enable them to compete more effectively with us.

Consumer adoption and use of mobile devices creates new challenges. If we are unable to operate effectively on these platforms or our products for such devices are not compelling, our business may be adversely affected.

Widespread adoption of mobile devices, such as the iPhone, Android-enabled smartphones and tablets such as the iPad, coupled with web browsing functionality and development of thousands of useful apps available on these devices, is driving substantial online traffic and commerce to mobile platforms. We have experienced a significant shift of business to mobile platforms and our advertising partners are also experiencing a rapid shift of traffic to mobile platforms. We anticipate that the rate of use of these devices will continue to grow. The functionality and user experience associated with these alternative devices, such as a smaller screen size or lack of a screen, may make the use of our platform through such devices more difficult. Our websites and apps, when utilized on mobile phone devices, monetize at a significantly lower rate than desktops and advertising opportunities are more limited on these mobile devices. Additionally, consumer purchasing patterns differ on alternative devices. For example, accommodation reservations made on a mobile device typically are for shorter lengths of stay and are not made as far in advance. Mobile consumers may also be unwilling to download multiple apps from multiple companies providing similar services or contribute high quality content through such devices. As a result, the consumer experience with mobile apps and brand recognition are likely to become increasingly important. We expect that the ways in which consumers engage with our platform will continue to change over time as consumers increasingly engage via alternative devices.

It is increasingly important for us to develop and maintain effective platforms to drive adoption and user engagement by providing consumers with an appealing, easy-to-use experience. As new devices and platforms are continually being released, it is difficult to predict the problems we may encounter in adapting our products and services to them – and developing competitive new products and services - and we may need to devote significant resources to the creation, support and maintenance of such products. If we are unable to continue to rapidly innovate and create new, user-friendly and differentiated offerings and efficiently and effectively advertise and distribute on these platforms, or if our offerings are not used by consumers, we could lose market share and our business, future growth and results of operations could be adversely affected.

Our success will also depend on the interoperability of our products with a range of technologies, systems, networks and standards or in creating, maintaining and developing relationships with key participants in related industries, some of which may be our competitors. For example, Google's Android and Apple's iPhone are the leading smartphones in the world; therefore, our products need to synergistically function on their respective operating systems in order to create a positive user experience on a mobile device. However, Google could leverage its Android operating system to give its travel services a competitive advantage, either technically or with prominence on its Google Play app store or within its mobile search results. Similarly, Apple obtained a patent for "iTravel," a mobile app that would allow a traveler to check in for a travel reservation. In addition, Apple's iPhone operating system includes "Wallet," a virtual wallet app that holds tickets, boarding passes, coupons and gift cards, and, along with iTravel, may be indicative of Apple's intent to enter the travel reservations business in some capacity. Apple has substantial market share in the smartphone category and controls integration of offerings, including travel services, into its mobile operating system. Apple also has more experience producing and developing mobile apps and has access to greater resources than we do. Apple may use or expand iTravel, Wallet, Siri (Apple's voice recognition "concierge" service), Apple Pay (Apple's mobile payment system) or another mobile app or functionality as a means of entering the travel reservations marketplace. To the extent Google or Apple use their mobile operating systems, app distribution channels or, in the case of Google, search services, to favor their own travel service offerings, there may be an adverse effect on our ability to compete in the mobile space.

We may not be successful in developing products that operate effectively with these technologies, systems, networks and standards or in creating, maintaining and developing relationships with key participants in related industries. If we experience difficulties or increased costs in integrating our products into alternative devices, or if manufacturers elect not to include our products in their devices, make changes that degrade the functionality of our products, give preferential treatment to competitive products or prevent us from delivering advertising, our user growth and results of operations may be harmed. This risk may be exacerbated by the frequency with which consumers change or upgrade their devices. In the event consumers choose devices that do not already include or support our platform or do not install our products when they change or upgrade their devices, our traffic and user engagement may be harmed.

In addition, the market for advertising products on mobile and other devices is rapidly evolving. As new devices and platforms are released, consumers may begin consuming content in a manner that is more difficult to monetize. Similarly, as advertising products for mobile and other platforms develop, demand may increase for products that we do not offer or that may alienate our user base, which we must balance against our commitment to prioritizing the quality of user experience over short-term monetization. If we are not able to balance these competing considerations successfully to develop compelling advertising products, advertisers may stop or reduce their advertising with us and we may not be able to generate meaningful revenue from alternative devices despite the expected growth in their usage.

Declines or disruptions in the economy in general and travel industry, in particular, could adversely affect our businesses and financial performance.

Our businesses and financial performance are affected by the health of the global economy generally as well as the travel industry and leisure travel in particular. Sales of travel services tend to decline or grow more slowly during economic downturns and recessions when consumers engage in less discretionary spending, are concerned about unemployment or economic weakness, have reduced access to credit or experience other concerns that reduce their ability or willingness to travel. The global economy may be adversely impacted by unforeseen events beyond our control including incidents of actual or threatened terrorism, regional hostilities or instability, unusual weather patterns, natural disasters, political instability and health concerns (including epidemics or pandemics), defaults on government debt, significant increases in fuel and energy costs, tax increases and other matters that could reduce discretionary spending, tightening of credit markets and declines in consumer confidence. Decreased travel spending could reduce the demand for our services and have a negative impact on our business and financial performance. In addition, the uncertainty of macro-economic factors and their impact on consumer behavior, which may differ across regions, makes it more difficult to forecast industry and consumer trends and the timing and degree of their impact on our markets and business, which in turn could adversely affect our ability to effectively manage our business and our results of operations.

For example, since the U.K. initiated the process to exit the European Union, known as Brexit, global markets and foreign exchange rates have experienced increased volatility, including a decline in the value of the British pound as compared to the U.S. Dollar. We have significant operations in both the U.K. and the European Union. Our operations and those of our merchants are highly integrated across the U.K. and the European Union and are highly dependent on the free flow of labor and goods in those regions. Although the U.K. ceased to be a member of the E.U. on January 31, 2020, the U.K. and E.U. will continue to work on the terms of the departure through a transition period ending December 31, 2020. As a result, there remains significant uncertainty about the future relationship between the U.K. and the E.U. The ongoing uncertainty and potential outcomes could negatively impact our merchant and customer relationships and financial performance. In addition, uncertainty could continue to adversely affect consumer confidence and spending in the U.K. We could face new regulatory costs and challenges when the final terms of the governing relationships and final U.K. regulations are determined. Since the final terms of that exit and the U.K. regulatory environment are uncertain, we are unable to predict the effect Brexit will have on our business and results of operations.

As another example, our financial results may be negatively impacted by the 2019 Novel Coronavirus outbreak. The extent and duration of such impacts remain largely uncertain and dependent on future developments that cannot be accurately predicted at this time, such as the severity and transmission rate of the coronavirus, the extent and effectiveness of containment actions taken and the impact of these and other factors on travel behavior.

We operate in an increasingly competitive global environment and our failure to compete effectively could reduce our market share and harm our financial performance.

We compete in a rapidly evolving and competitive industry. We face competition for content, consumers, advertisers, online travel search and price comparison services, or what is known in the industry as metasearch, and online reservations. We compete globally with both online and offline, established and emerging, providers of travel, lodging, experiences and restaurant reservation and related services. The markets for the services we offer are intensely competitive, and current and new competitors can launch new services at a relatively low cost.

We also compete with different types of companies in the various markets and geographies where we operate, including large and small companies in the travel space as well as broader service providers. More specifically:

- In our Hotels, Media & Platform segment, we face competition from, and in some cases partner with, the following businesses: OTAs (including Expedia and Booking and many of their respective subsidiaries and operating companies); hotel metasearch providers (including trivago, Kayak and HotelsCombined, subsidiaries of Booking, and Trip.com Group Limited, formerly known as Ctrip.com International, Ltd); large online search, social media, and marketplace platforms and companies (including Google, Facebook, Microsoft's Bing, Yahoo, Baidu, Alibaba, and Amazon); and traditional offline travel agencies; and global hotel chains seeking to promote direct bookings.
- We also face competition from different companies in each of the offerings in our Experiences & Dining segment. Experiences competes with online travel agencies, such as Airbnb, Booking, GetYourGuide and Klook; traditional travel agencies; online travel service providers; and wholesalers, among others. Dining competes with other online restaurant reservation services, such as SeatMe (owned by Yelp) and OpenTable (a subsidiary of Booking).

There has been a proliferation of new channels through which providers can offer accommodations, experiences and restaurant reservations. Metasearch services may lower the cost for new companies to enter the market by providing a distribution channel without the cost of promoting the new entrant's brand to drive consumers directly to its website. Some of our competitors and potential competitors offer a variety of online services, many of which are used by competitors more frequently than online travel services. In addition, in some cases, our competitors are willing to make little or no profit on a transaction, or offer travel services at a loss, in order to gain market share. Many of our competitors (such as Google, Booking and Trip.com Group Limited) have significantly greater financial, technical, marketing and other resources than us and have more expertise in developing online commerce and facilitating internet traffic as well as large client bases. They also have the ability to leverage other aspects of their business to enable them to compete more effectively against us. For example, Google has entered various aspects of the online travel market, including by establishing a flight metasearch product ("Google Flights")

and a hotel metasearch product ("Google Hotel Ads") that are growing rapidly, as well as its "Book on Google" reservation functionality and its Google Trips app.

In addition, Google and other large, established companies with substantial resources and expertise in developing online commerce and facilitating internet traffic have launched travel or travel-related search, metasearch and/or reservation booking services and may create additional inroads into online travel. Google's travel metasearch services, Google Hotel Ads and Google Flights, are growing rapidly and have achieved significant market share in a relatively short time. In addition, many of our competitors, including online search companies, continue to expand their voice and artificial intelligence capabilities, which may provide them with a competitive advantage in travel. We cannot assure you that we will be able to compete successfully against our current, emerging and future competitors or on platforms that may emerge, or provide differentiated products and services to our traveler base.

We compete with certain companies that we also do business with, including some of our click-based advertising travel partners. The consolidation of our competitors and travel partners, including Expedia (through its acquisitions of Orbitz, Travelocity, and HomeAway) and Booking (through its acquisitions of KAYAK and OpenTable), may affect our relative competitiveness and our travel partner relationships. Competition and consolidation could result in higher traffic acquisition costs, reduced margins on our advertising services, loss of market share, reduced customer traffic to our websites and reduced advertising by travel companies on our websites.

As the industry shifts towards online travel services and the technology supporting it continues to evolve, including platforms such as mobile phone and tablet computing devices, competition is likely to intensify. Competition in our industry may result in pricing pressure, loss of market share or decreased user engagement, any of which could adversely affect our business and financial performance.

We rely on information technology to operate our business and remain competitive, and any failure to adapt to technological developments or industry trends could harm our businesses.

We depend on the use of sophisticated information technologies and systems for website and mobile apps, supplier connectivity, communications, reservations, payment processing, procurement, customer service and fraud prevention. Our future success depends on our ability to continuously improve and upgrade our systems and infrastructure to meet rapidly evolving consumer trends and demands while at the same time maintaining the reliability and integrity of our systems and infrastructure. We may not be able to maintain or replace our existing systems or introduce new technologies and systems as quickly as we would like or in a cost-effective manner. We may not be successful, or as successful as our competitors, in developing technologies and systems that operate effectively across multiple devices and platforms in a way that is appealing to our consumers.

In addition, the emergence of alternative devices, such as mobile phones and tablets, and the emergence of niche competitors who may be able to optimize products, services or strategies for such platforms, will require additional investment in technology. New developments in other areas could also make it easier for competitors to enter our markets due to lower up-front technology costs. Technology changes, including new devices, services and home assistants, such as Amazon's Alexa Voice and Google Home, and developing technologies, such as machine learning and artificial intelligence, could negatively impact our business.

If we do not continue to innovate and provide products, services and features that are useful to users, we may not remain competitive, and our business and financial performance could suffer.

Our success depends in part on continued innovation to provide products, features and services that make our platform compelling to users and engage our consumers. Our competitors are continually developing innovations in online travel-related services and features. As a result, we are continually working to improve our business model and consumer experience in order to engage our consumers and drive user traffic and conversion rates. We have invested, and expect to continue to invest, significant resources in developing and marketing these innovations. We can give no assurances that the changes we make will yield the benefits we expect and will not have unintended or adverse impacts that we did not anticipate. If we are unable to continue offering innovative products and services

and quality features that users want to use, existing consumers may become dissatisfied and use competitors' offerings and we may be unable to attract additional consumers, which could adversely affect our business and financial performance.

Our dedication to making the user experience our highest priority may cause us to prioritize rapid innovation and user experience over short-term financial results.

We strive to create the best experience for our users, providing them with the information, products and tools to enable them to plan, book, and experience the perfect trip. We believe that in doing so we will increase our rates of conversion, our revenue and, ultimately, our financial performance over the long-term. We have taken actions in the past and may continue to make decisions in the future that have the effect of reducing our short-term revenue or profitability if we believe that the decisions benefit the overall user experience. For example, we may introduce new products or changes to existing products or the user experience that decrease rates of conversion but increases revenue. In addition, our approach of putting users first may negatively impact our relationship with existing or prospective partners. These actions and practices could result in a loss of partners, which in turn could harm our results of operations. The short-term reductions in revenue or profitability could be more severe than we anticipate or these decisions may not produce the long-term benefits that we expect, in which case our user growth and engagement, our relationships with consumers and travel partners, and our business and results of operations could be harmed. In addition, if new or enhanced products fail to engage users or if we are unsuccessful in our effort to monetize these initiatives, we may fail to generate sufficient revenue, profit margin or other value to justify our investments, in which case our business and results of operations would be adversely affected.

We are dependent upon the quality of traffic in our network to provide value to our partners, and any failure in our ability to deliver quality traffic and/or the metrics to demonstrate the value of the traffic could have a material adverse effect on the value of our websites to our partners and adversely affect our revenue.

We use technology and processes to monitor the quality of the internet traffic that we deliver to our partners and have identified metrics to demonstrate the quality of that traffic. These metrics are used to not only identify the value of advertising on our website but also to identify low quality clicks such as non-human processes, including robots, spiders or other software; the mechanical automation of clicking; and other types of invalid clicks or click fraud. Even with such monitoring in place, there is a risk that a certain amount of low-quality traffic, or traffic that online advertisers deem to be invalid, will be delivered to such online advertisers. As a result, we may be required to credit amounts owed to us by our partners. Furthermore, low-quality or invalid traffic may be detrimental to our relationships with partners, and could adversely affect our advertising pricing and revenue.

We rely on assumptions and estimates and data to calculate certain of our key metrics, and real or perceived inaccuracies in such metrics may harm our reputation and negatively affect our business.

We believe that certain metrics are key to our business. As both the industry in which we operate and our businesses continue to evolve, so too might the metrics by which we evaluate our businesses and the company. In addition, while the calculation of the metrics we use is based on what we believe to be reasonable estimates, our internal tools are not independently verified by a third party and have a number of limitations and, furthermore, our methodologies for tracking these metrics may change over time. For example, a single person may have multiple accounts or browse the internet on multiple browsers or devices, some consumers may restrict our ability to accurately identify them across visits, some mobile apps automatically contact our servers for regular updates with no user action, and we are not always able to capture user information on all of our platforms. As such, the calculations of our unique visitors may not accurately reflect the number of people actually visiting our platforms. We continue to improve upon our tools and methodologies to capture data and believe that our current metrics are accurate; however, the improvement of our tools and methodologies could cause inconsistency between current data and previously reported data, which could confuse investors or lead to questions about the integrity of our data. Also if the internal tools we use to track these metrics under-count or over-count performance or contain algorithm or other technical errors, the data we report may not be accurate. Finally, we may, in the future, identify new or other metrics that enable us to more accurately evaluate our business. Accordingly, readers should not place undue reliance on these metrics.

We rely on the performance of highly skilled personnel and, if we are unable to retain or motivate key personnel or hire, retain and motivate qualified personnel, our business would be harmed.

Our future success is largely dependent on the talents and efforts of highly skilled individuals. In particular, the contributions of Stephen Kaufer, our co-founder, Chief Executive Officer and President, the contributions of key senior management and the contributions of software engineers and other technology professionals, are critical to our overall management and the success of our business. We cannot ensure that we will be able to retain the services of our existing key personnel and the loss of one or more of our key personnel could seriously harm our business. We do not maintain any key person life insurance policies.

In addition, competition remains intense for well-qualified employees in certain aspects of our business, including software engineers, developers, product management and development personnel, and other technology professionals. Our continued ability to compete effectively depends on our ability to attract new employees and to retain and motivate existing employees. As a global company, we aim to attract quality employees from all over the world, so any restrictions on travel for professional or personal purposes may cause significant disruption to our businesses or negatively affect our ability to attract and retain employees on a global basis. If we do not succeed in attracting well-qualified employees or retaining or motivating existing employees, our business would be adversely affected.

Acquisitions, investments, significant commercial arrangements and/or new business strategies could disrupt our ongoing business and present new challenges and risks.

Our success will depend, in part, on our ability to expand our product offerings in order to grow our business in response to changing technologies, user and travel partner demands and competitive pressures. As a result, we have acquired, invested in and/or entered into significant commercial arrangements with a number of new businesses in the past and our future growth may depend, in part, on future acquisitions, investments, commercial arrangements and/or changes in business strategies. Such endeavors may involve significant risks and uncertainties, including, but not limited to, the following:

- Expected and unexpected costs incurred in identifying and pursuing these endeavors, and performing due diligence on potential targets that may or may not be successful;
- Use of cash resources and incurrence of debt and contingent liabilities in funding these endeavors that may limit other potential uses of our cash, including product development, stock repurchases, and/or dividend payments;
- Amortization expenses related to acquired intangible assets and other adverse accounting consequences;
- Diversion of management's attention or other resources from our existing business;
- Difficulties and expenses in integrating the operations, products, technology, privacy protection systems, information systems or personnel of the company, including the assimilation of corporate cultures;
- Difficulties in implementing and retaining uniform standards, controls, procedures, policies and information systems;
- The assumption of known and unknown debt and liabilities of the acquired company, including costs associated with litigation, cybersecurity risks, and other claims relating to the acquired company;
- Failure of any company which we have acquired, in which we have invested, or with which we have a commercial arrangement, to achieve anticipated revenues, earnings or cash flows or to retain key management or employees;
- Failure to generate adequate returns on acquisitions and investments;
- With respect to minority investments, limited management or operational control and reputational risk, which risk is heightened if the controlling person in such case has business interests, strategies or goals that are inconsistent with ours;

- Entrance into markets in which we have no direct prior experience and increased complexity in our business;
- Impairment of goodwill or other intangible assets such as trademarks or other intellectual property arising from acquisitions; and
- Adverse market reaction to acquisitions.

We have invested, and may in the future invest, in privately-held companies and these investments are currently accounted for using the measurement alternative for equity investments without a readily determinable fair value, which measure these investments at cost while subtracting any impairments, if any, plus or minus changes resulting from observable price changes in orderly transactions for the identical or a similar investment of the same issuer. Such investments are inherently risky in that such companies are typically at an early stage of development, may have no or limited revenues, may not be or may never become profitable, may not be able to secure additional funding or their technologies, services or products may not be successfully developed or introduced into the market. Further, our ability to liquidate any such investments is typically dependent upon some liquidity event, such as a public offering or acquisition, since no public market exists for such securities. Valuations of such privately-held companies are inherently complex and uncertain due to the lack of liquid market for the company's securities. Moreover, we could lose the full amount of any of our investments and any impairment of our investments could have a material adverse effect on our financial condition and results of operations.

We cannot assure you that these investments will be successful or that such endeavors will result in the realization of the full benefits of synergies, cost savings, innovation and operational efficiencies that may be possible or that we will achieve these benefits within a reasonable period of time.

If we fail to manage our growth effectively, our brand, results of operations and business could be harmed.

Over the years, we have experienced rapid growth in some areas of our business, including through acquisitions of other businesses and in new international markets. We continue to make substantial investments in our technology, product and sales, and marketing organizations. This growth places substantial demands on management and our operational infrastructure. In addition, as our business matures, we make periodic changes and adjustments to our organization in response to various internal and external considerations, including market opportunities, the competitive landscape, new and enhanced products and acquisitions. These changes may result in a temporary lack of focus or productivity or otherwise impact our business.

To manage our growth, we may need to improve our operational, financial and management systems and processes which may require significant capital expenditures and allocation of valuable management and employee resources. As we continue to grow, we must effectively integrate, develop and motivate a large number of new employees, including employees in international markets, while maintaining the beneficial aspects of our company culture. If we do not manage the growth of our business and operations effectively, the quality of our platform and efficiency of our operations could suffer, which could harm our brand, results of operations and business.

Risks Related to Legal and Regulatory Matters

We are a global company that operates in many different jurisdictions and these operations expose us to additional risks, which risks increase as our business continues to expand.

We operate in a number of jurisdictions both inside and outside of the United States and continue to expand our operations both domestically and internationally. Many regions have different economic conditions, languages, currencies, consumer expectations, legislation, regulatory environments (including labor laws and customs), tax laws, levels of consumer acceptance and use of the internet for commerce and levels of political stability. We are subject to associated risks typical of global businesses, including, but not limited to, the following:

- Compliance with additional laws and regulations (including the Foreign Corrupt Practices Act, the U.K. Bribery Act, the EU General Data Protection Regulation (or GDPR) and the California Consumer

Privacy Act (or CCPA)), data privacy requirements, labor and employment law, laws regarding advertisements and promotions and anti-competition regulations;

- Diminished ability to legally enforce contractual rights;
- Increased risk and limits on enforceability of intellectual property rights;
- Restrictions on repatriation of cash as well as restrictions on investments in operations in certain countries;
- Financial risk arising from transactions in multiple currencies as well as foreign currency exchange restrictions;
- Difficulties in managing staff and operations due to distance, time zones, language and cultural differences;
- Uncertainty regarding liability for services, content and intellectual property rights, including uncertainty as a result of local laws and lack of precedent;
- Economic or political instability or laws and regulations involving economic or trade prohibitions or sanctions; and
- Threatened or actual acts of terrorism.

Our strategy includes continued expansion in existing international and new international markets. Many of these markets have different economic conditions, customers, languages, currencies, consumer expectations, levels of consumer acceptance and use of the internet for commerce, legislation, regulatory environments, tax laws and levels of political stability, and we are subject to associated risks typical of international businesses. International markets have strong local competitors with established brands and travel service providers or relationships that may make expansion in certain markets difficult and costly and take more time than anticipated. In addition, compliance with legal, regulatory or tax requirements in multiple jurisdictions places demands on our time and resources, and we may nonetheless experience unforeseen and potentially adverse legal, regulatory or tax consequences. In some markets, legal and other regulatory requirements may prohibit or limit participation by foreign businesses, such as by making foreign ownership or management of internet or travel-related businesses illegal or difficult or may make direct participation in those markets uneconomic, which could make our entry or expansion in those markets difficult or impossible, require that we work with a local partner or result in higher operating costs. If we are unsuccessful in expanding in new and existing markets and effectively managing that expansion, our business and results of operations could be adversely affected. A number of countries are actively pursuing changes to their tax laws applicable to corporate multinationals, such as the recently enacted U.S. tax legislation, Tax Cuts and Jobs Act of 2017 (the “2017 Tax Act”). Foreign governments may enact tax laws that could result in further changes to global taxation and materially affect our financial position and results of operations.

The 2017 Tax Act resulted in significant changes to the U.S. corporate income tax system. The 2017 Tax Act requires complex computations to be performed that were not previously required in U.S. tax law, significant judgments to be made in interpretation of the provisions of the 2017 Tax Act and significant estimates in calculations, and the preparation and analysis of information not previously relevant or regularly produced. The U.S. Treasury Department, the IRS and other standard-setting bodies could interpret or issue guidance on how provisions of the 2017 Tax Act will be applied or otherwise administered that is different from our interpretation.

We are regularly subject to claims, lawsuits, government investigations, and other proceedings that may result in adverse outcomes.

We are regularly subject to claims, lawsuits, government investigations and other proceedings involving, among other matters, patent and intellectual property rights (including alleged infringement of third-party intellectual property rights), tax matters (including value-added, excise, transient, occupancy and accommodation taxes), regulatory compliance (including competition and consumer protection matters), defamation and free speech (including intermediary liability and platform immunity challenges), labor and employment matters and commercial disputes.

Such claims, lawsuits, government investigations and proceedings are inherently uncertain and their results cannot be predicted with certainty. Regardless of the outcome, any of these types of legal proceedings could have an adverse impact on us because of legal costs, diversion of management resources, injunctions or damage awards and other factors. Determining reserves for our pending litigation or other legal proceedings is a complex, fact-intensive process that requires significant judgment. It is possible that a resolution of one or more such proceedings could result in substantial damages, fines or penalties that could adversely affect our business, consolidated financial position, results of operations, or cash flows in a particular period. These proceedings could also result in reputational harm, criminal sanctions, consent decrees, the release of confidential information or orders preventing us from offering certain features, functionalities, products, or services, requiring a change in our business practices or other field action, or requiring development of non-infringing or otherwise altered products or technologies. Any of these consequences could adversely affect our business and results of operations.

A failure to comply with current laws, rules and regulations or changes to such laws, rules and regulations and other legal uncertainties may adversely affect our business or financial performance.

Our business and financial performance could be adversely affected by unfavorable changes in or interpretations of existing laws, rules and regulations or the promulgation of new laws, rules and regulations applicable to us and our business, including those relating to internet and online commerce, internet advertising, consumer protection, intermediary liability, data security and privacy, travel and rental licensing and listing requirements and tax. In some cases, these laws continue to evolve.

For example, there is, and will likely continue to be, an increasing number of laws and regulations pertaining to internet and online commerce that may relate to liability for information retrieved from or transmitted over the internet, online editorial and user-generated content, user privacy, data security, behavioral targeting and online advertising, taxation, liability for third-party activities and the quality of products and services. In addition, the growth and development of online commerce may prompt calls for more stringent consumer protection laws and more aggressive enforcement efforts, which may impose additional burdens on online businesses generally. Also, evolving case law and new legislation involving worker classification, including a new law in California, increase the potential for litigation and government audits in this area and may have ramifications as to how we operate certain segments of our business and our engagement with independent contractors.

Further, our Rentals business has been and continues to be subject to regulatory developments globally that affect the rental industry and the ability of companies like us to list those rentals online. For example, some states and local jurisdictions, both domestically and internationally, have adopted, or are considering adopting, statutes or ordinances that prohibit property owners and managers from renting certain properties on a short-term basis or otherwise limit their ability to do so, and other states and local jurisdictions may introduce similar regulations. Some states and local jurisdictions also have fair housing or other laws governing whether and how properties may be rented, which they assert apply to vacation rentals. In addition, many homeowners, condominium and neighborhood associations have adopted or are considering adopting rules that prohibit or restrict property owners and managers from short-term rentals. Operating in this dynamic regulatory environment requires significant management attention and financial resources. We cannot assure that our efforts will be successful, and the investment and additional resources required to manage growth will produce the desired levels of revenue or profitability.

We also have been subject, and we will likely be subject in the future, to inquiries from time to time from regulatory bodies concerning compliance with consumer protection, competition, tax, data privacy and travel industry-specific laws and regulations. The failure of our businesses to comply with these laws and regulations could result in fines and/or proceedings against us by governmental agencies, regulatory authorities, courts and/or consumers, which if material, could adversely affect our business, financial condition and results of operations. Further, if such laws and regulations are not enforced equally against other competitors in a particular market, our compliance with such laws may put us at a competitive disadvantage vis-à-vis competitors who do not comply with such requirements.

The promulgation of new laws, rules and regulations, or the new interpretation of existing laws, rules and regulations, in each case that restrict or otherwise unfavorably impact the ability or manner in which we provide

services could require us to change certain aspects of our business, operations and commercial relationships to ensure compliance, which could decrease demand for services, reduce revenues, increase costs and/or subject the company to additional liabilities. For example, in 2018, the European Union adopted GDPR implementing enhanced data protection requirements and, in 2019, the State of California adopted the California Consumer Privacy Act (“CCPA”) implementing privacy rights and consumer protections for California residents. Other jurisdictions have adopted or are contemplating similar legislation. This legislation will continue to change the landscape for the use and protection of data and could increase the cost and complexity of delivering our services. Unfavorable changes could decrease demand for products and services, limit marketing methods and capabilities, impede development of new products, result in negative publicity, require significant management time, increase costs and/or subject us to additional liabilities. Violations of these laws and regulations could result in penalties and/or criminal sanctions against us, our officers or our employees and/or restrictions on the conduct of parts of our business in certain jurisdictions.

Likewise, the SEC, Department of Justice (“DOJ”) and Office of Foreign Assets Controls (“OFAC”), as well as foreign regulatory authorities, have continued to increase the enforcement of economic sanctions and trade regulations, anti-money laundering, and anti-corruption laws, across industries. U.S. economic sanctions relate to transactions with designated foreign countries, including Cuba, Iran, North Korea, Syria and nationals and others of those countries, Ukraine/Russia related sanctions, as well as certain specifically targeted individuals and entities. We believe that our activities comply with OFAC, European Union, U.K. and other regulatory authorities’ economic sanction and trade regulations, as well as anti-money laundering and anti-corruption regulations, including the Foreign Corrupt Practices Act (“FCPA”), the UK Bribery Act and the U.K. Criminal Finances Act. As regulations continue to evolve and regulatory oversight continues to increase, we cannot guarantee that our programs and policies will be deemed compliant by all applicable regulatory authorities. In the event our controls should fail or are found to be out of compliance for other reasons, we could be subject to monetary damages, civil and criminal monetary penalties, litigation and damage to our reputation and the value of our brands.

We cannot be sure that our intellectual property is protected from copying or use by others, including potential competitors.

Our websites rely on content, brands and technology, much of which is proprietary. We protect our proprietary content, brands and technology by relying on a combination of trademarks, copyrights, trade secrets, patents and confidentiality agreements. Any misappropriation or violation of our rights could have a material adverse effect on our business. Even with these precautions, it may be possible for another party to copy or otherwise obtain and use our proprietary technology, content or brands without authorization or to develop similar technology, content or brands independently.

Effective intellectual property protection is expensive to develop and maintain, both in terms of initial and ongoing registration requirements and expenses and the costs of defending our rights. In addition, effective intellectual property protection may not be available in every jurisdiction in which our services are made available, and policing unauthorized use of our intellectual property is difficult and expensive. Therefore, in certain jurisdictions, we may be unable to protect our intellectual property adequately against unauthorized third-party copying or use, which could adversely affect our business or ability to compete. We cannot be sure that the steps we have taken will prevent misappropriation or infringement of our intellectual property. Furthermore, we may need to go to court or other tribunals or administrative bodies in order to enforce our intellectual property rights, to protect our trade secrets or to determine the validity and scope of the proprietary rights of others. These proceedings might result in substantial costs and diversion of resources and management attention. Our failure to protect our intellectual property in a cost-effective or effective manner could have a material adverse effect on our business and ability to protect our technology, content and brands.

We currently license from third parties and incorporate the technologies and content into our websites. As we continue to introduce new services that incorporate new technologies and content, we may be required to license additional technology, or content. We cannot be sure that such technology or content will be available on commercially reasonable terms, if at all.

Risks Related to Data Security and Privacy

Our processing, storage and use of personal information and other data subjects us to additional laws and regulations and failure to comply with those laws and regulations could give rise to liabilities.

We collect, process, store and transmit data, including personal information, for our consumers and our workforce. As a result, we are subject to a variety of laws in the United States and abroad regarding privacy and the storing, sharing, use, processing, disclosure and protection of personal information, the scope of which are changing, subject to differing interpretations, and may be inconsistent between countries or conflict with other existing laws. In addition, the security of data when engaging in electronic commerce is essential to maintaining consumer and travel service provider confidence in our services. The regulatory framework for privacy issues worldwide is currently in flux and is likely to remain so for the foreseeable future. Practices regarding the collection, use, storage, transmission and security of personal information by companies operating over the internet have recently come under increased public scrutiny. The U.S. Congress and federal agencies, including the Federal Trade Commission and the Department of Commerce, are reviewing the need for greater regulation for the collection and use of information concerning consumer behavior on the internet in the United States. Various U.S. courts are also considering the applicability of existing federal and state statutes, including computer trespass and wiretapping laws, to the collection and exchange of information online.

In addition, we are subject to legislation intended to enhance the privacy and security of personal data, including credit card information (such as GDPR, the CCPA and other country specific data protection laws). There are a number of proposals for data privacy laws pending or proposed in other jurisdictions, including at both the state and federal levels of the United States as well as internationally. Implementing and complying with these laws and regulations may be more costly or take longer than we anticipate, or could otherwise affect our business operations. We strive to comply with all applicable laws, policies, legal obligations and industry codes of conduct relating to privacy and data protection. Any failure or perceived failure by us to comply with our privacy policies, privacy-related obligations to consumers or other third parties, or privacy-related legal obligations, may result in governmental enforcement actions, including, for example, fines and/or penalties, compliance orders, litigation or public statements that could harm our reputation and cause our users and travel partners to lose trust in us, any of which could have an adverse effect on our business, brand, market share and results of operations.

We are subject to risks associated with processing credit card and other payment transactions and failure to manage those risks may subject us to fines, penalties and additional costs and could have a negative impact on our business.

We accept payments from consumers and travel partners using a variety of methods, including credit card, debit card, direct debit from a customer's bank account, and invoicing. For existing and future payment options we offer to our customers, we may become subject to additional regulations and compliance requirements (including obligations to implement enhanced authentication processes). These regulations and/or requirements could result in significant costs and reduce the ease of use of our payment products and yet may still be susceptible to fraudulent activity. In addition, we may be held liable for accepting fraudulent credit cards on our websites as well as other payment disputes with our customers. For certain payment methods, including credit and debit cards, we pay interchange and other fees, which may increase over time and raise our operating costs and lower profitability. We rely on third parties to provide certain payment methods and payment processing services, including the processing of credit cards and debit cards. In each case, our business could be disrupted if these companies become unwilling or unable to provide these services to us. We are also subject to payment card association operating rules, including data security rules, certification requirements, and rules governing electronic funds transfers, which could change or be reinterpreted to make it difficult or impossible for us to comply. If we fail to comply with these rules or requirements or if our data security systems are breached or compromised, we may be liable for card issuing banks' costs, subject to fines and higher transaction fees, and/or lose our ability to accept credit and debit card payments, process electronic funds transfers, or facilitate other types of online payments. We are also subject to a number of other laws and regulations relating to payments, money laundering, international money transfers, privacy and information security, and electronic fund transfers. If we were found to be in violation of applicable laws or regulations, we could be subject to additional requirements and civil and criminal penalties, or forced to cease providing certain services.

System security issues, data protection breaches, cyberattacks and system outage issues could disrupt our operations or services provided to our consumers, and any such disruption could damage our reputation and adversely affect our business, financial results and stock price.

Our reputation and ability to attract, retain and service our consumers and travel partners is dependent upon the reliable performance and security of our computer systems, workforce and those of third parties we utilize in our operations. Significant security issues, data breaches, cyberattacks and outages, interruptions or delays, in our systems or third party systems upon which we rely, could impair our ability to display content or process transactions and significantly harm our business. Breaches of our security measures or the accidental loss, inadvertent disclosure or unapproved dissemination of proprietary information or sensitive or confidential data about us, our consumers or our travel partners, could expose us, our consumers and travel partners to a risk of loss or misuse of this information, damage our brand and reputation or otherwise harm our business and financial performance and result in government enforcement actions and litigation and potential liability for us.

Computer programmers and hackers also may be able to develop and deploy viruses, worms, ransomware and other malicious software programs that attack our products or otherwise exploit any security vulnerabilities of our products, or attempt to fraudulently induce our employees, consumers, or others to disclose passwords or other sensitive information or unwittingly provide access to our systems or data. In addition, sophisticated hardware and operating system software and applications that we produce or procure from third parties may contain defects in design or manufacture, including “bugs” and other problems that could unexpectedly interfere with the operation of the system. We may need to expend significant resources to protect against security breaches or to investigate and address problems caused by cyber or other security problems.

We may be unable to proactively address these techniques or to implement adequate preventive measures and our efforts to address these problems may not be successful and could result in interruptions, delays, cessation of service and loss of existing or potential customers that may impede our sales, manufacturing, distribution or other critical functions. Failure to adequately protect against attacks or intrusions, whether for our own systems or systems of vendors, could expose us to security breaches that could have an adverse impact on our financial performance. The costs of enhancing infrastructure to attain improved stability and redundancy may be time consuming and expensive and may require resources and expertise that are difficult to obtain. In addition, to the extent that we do experience a data breach, remediation may be costly and we may not have adequate insurance to cover such costs.

Much of our business is conducted with third party partners and vendors, including, for example, marketing agencies and SaaS providers. A security breach at such third party could be perceived by consumers as a security breach of our systems and could result in negative publicity or damage our reputation, expose us to risk of loss or litigation and possible liability and subject us to regulatory penalties and sanctions. In addition, such incidents may also result in a decline in our active user base or engagement levels. Finally, failure of such third parties to comply with applicable disclosure requirements could expose us to liability.

We have acquired a number of companies over the years and may continue to do so in the future. As a result of these acquisitions, we may increase the volume of personal data that we collect, store, process and transmit. While we make significant efforts to address any information security issues and personal data protection issues with respect to our acquisitions, we may still inherit such risks when we integrate the acquired businesses.

Media coverage of data breaches and consumer rights has escalated, in part because of the increased number of enforcement actions, investigations and lawsuits. Security breaches could result in negative publicity, damage to reputation, exposure to risk of loss or litigation and possible liability due to regulatory penalties and sanctions. As this focus and attention on privacy and data protection increases, we also risk exposure to potential liabilities and costs resulting from the compliance with, or any failure to comply with, applicable legal requirements, conflicts among these legal requirements or differences in approaches to privacy and security. Security breaches could also cause travelers and potential consumers to lose confidence in our data security, which would have a negative effect on the value of our brand.

Evolving guidance on use of "cookies" and similar technology could negatively impact the way we do business.

A "cookie" is a text file that is stored on a user's web browser by a website. Cookies are common tools used by thousands of websites, including ours, to, among other things, store or gather information (e.g., remember log-on details so a user does not have to re-enter them when revisiting a website), market to consumers, improve site security and enhance the user experience on a website. Cookies and similar tracking technologies are valuable tools for websites and apps like ours to improve the customer experience and increase conversion on their websites. Many countries have adopted data protection laws that introduce regulations governing the use of "cookies and other similar tracking technologies" by websites and app developers servicing consumers. To the extent any such regulations require "opt-in" or "affirmative" consent before certain cookies or trackers can be placed on a user's device or the ability of users to "opt-out" or control their preferences, our ability to serve certain customers in the manner we currently do, including with respect to retargeting or personalized advertising, might be adversely affected and our ability to continue to improve and optimize performance on our websites might be impaired, either of which could negatively affect a consumer's experience using our services and our business, market share and results of operations.

Risks Related to the Financial and Tax Matters

We may have future capital needs and may not be able to obtain additional financing on acceptable terms.

We are currently party to a credit agreement with respect to a \$1.2 billion revolving credit facility maturing in May 2022 (the "2015 Credit Facility"). This agreement includes restrictive covenants that may impact the way we manage our business and may limit our ability to secure significant additional financing in the future on favorable terms. Our ability to secure additional financing and satisfy our financial obligations outstanding from time to time will depend upon our future operating performance, which is subject to then prevailing general economic and credit market conditions, including interest rate levels and the availability of credit generally, and financial, business and other factors, many of which are beyond our control. There can be no assurance that sufficient financing will be available or desirable, or even any, terms to fund investments, acquisitions, stock repurchases, dividends, debt refinancing or extraordinary actions or that counterparties in any such financings would honor their contractual commitments.

We have indebtedness which could adversely affect our business and financial condition.

As of December 31, 2019, we had no outstanding long-term debt; however, we continue to have existing credit facilities from which we can borrow significant amounts. As such, we are still subject to risks relating to our potential indebtedness that include:

- Increasing our vulnerability to general adverse economic and industry conditions;
- Requiring us to dedicate a portion of our cash flow from operations to principal and interest payments on our indebtedness, thereby reducing the availability of cash flow to fund working capital, capital expenditures, acquisitions and investments and other general corporate purposes;
- Making it more difficult for us to optimally capitalize and manage the cash flow for our businesses;
- Limiting our flexibility in planning for, or reacting to, changes in our businesses and the markets in which we operate;
- Possibly placing us at a competitive disadvantage compared to our competitors that have less debt;
- Limiting our ability to borrow additional funds or to borrow funds at rates or on other terms that we find acceptable; and
- Exposing us to the risk of increased interest rates because our outstanding debt is expected to be subject to variable rates of interest.

In addition, it is possible that we may need to incur additional indebtedness in the future in the ordinary course of business. The terms of our 2015 Credit Facility allow us to incur additional debt subject to certain limitations;

however, there is no assurance that additional financing will be available to us on terms favorable to us, if at all. In addition, if new debt is added to the then existing debt levels, the risks described above could intensify.

Our 2015 Credit Facility provides for various provisions that limit our discretion in the operation of our business and require us to meet financial maintenance tests and other covenants and the failure to comply with these covenants could have a material adverse effect on us.

We are party to a credit agreement providing for our 2015 Credit Facility. The agreements that govern the 2015 Credit Facility contain various covenants, including those that limit our ability to, among other things:

- Incur indebtedness;
- Pay dividends on, redeem or repurchase our capital stock;
- Enter into certain asset sale transactions, including partial or full spin-off transactions;
- Enter into secured financing arrangements;
- Enter into sale and leaseback transactions; and
- Enter into unrelated businesses.

These covenants may limit our ability to optimally operate our business. In addition, our 2015 Credit Facility requires that we meet certain financial tests, including a leverage ratio test. Any failure to comply with the restrictions of our credit facility may result in an event of default under the agreements governing such facility. Such default may allow the creditors to accelerate the debt incurred thereunder. In addition, lenders may be able to terminate any commitments they had made to supply us with further funds (including periodic rollovers of existing borrowings).

Our financial results will fluctuate from quarter to quarter and are difficult to predict.

Our quarterly financial results have fluctuated in the past and will likely fluctuate in the future. Additionally, we have limited operating history with the current scale of our business, which means it is difficult to forecast our financial results. As a result, you should not rely upon our quarterly financial results as indicators of future performance. Our financial results in any given quarter can be influenced by numerous factors, many of which we are unable to predict or are outside of our control, including:

- Our ability to maintain and grow our user base and to increase user engagement;
- Increase in marketing, sales and other operation expenses that we will incur to grow and expand our operations and to remain competitive;
- Fluctuations in the marketing spend of our travel partners due to seasonality, episodic global or regional events or other factors;
- The pricing of our ads and other products;
- User behavior or product changes that may reduce traffic to features or products that we successfully monetize;
- System failure or outages, which would prevent us from serving ads for any period of time;
- Breaches of security or privacy and the costs associated with any such breaches and remediation;
- Fees paid to third parties for content or promotion of our products and services;
- Adverse litigation judgments, settlement or other litigation related costs;
- Changes in the legislative or regulatory environment, including with respect to privacy and data protection, or engagement by government regulators, including final orders or consent decrees;

- The impact of changes in tax laws, which are recorded in the period enacted and may significantly affect our effective income tax rates and non-income taxes;
- Tax obligations that may arise from resolutions of tax examinations, including the examinations we are currently under that may materially differ from the amounts we have anticipated;
- Fluctuations in currency exchange rates and changes in the proportion of our revenue and expenses denominated in foreign currencies;
- Changes in U.S. generally accepted accounting principles; and
- Changes in global business and macroeconomic conditions.

If we are unable to successfully maintain effective internal control over financial reporting, investors may lose confidence in our reported financial information and our stock price and business may be adversely impacted.

As a public company, we are required to maintain internal control over financial reporting and our management is required to evaluate the effectiveness of our internal control over financial reporting as of the end of each fiscal year. Additionally, we are required to disclose in our Annual Reports on Form 10-K our management's assessment of the effectiveness of our internal control over financial reporting and a registered public accounting firm's attestation report on this assessment. If we are not successful in maintaining effective internal control over financial reporting, there could be inaccuracies or omissions in the consolidated financial information we are required to file with the SEC. Additionally, even if there are no inaccuracies or omissions, we could be required to publicly disclose the conclusion of our management that our internal control over financial reporting or disclosure controls and procedures are not effective. These events could cause investors to lose confidence in our reported financial information, adversely impact our stock price, result in increased costs to remediate any deficiencies, attract regulatory scrutiny or lawsuits that could be costly to resolve and distract management's attention, limit our ability to access the capital markets or cause our stock to be delisted from NASDAQ or any other securities exchange on which we are then listed.

Our effective income tax rate is impacted by a number of factors that could have a material impact on our financial results and could increase the volatility of those results.

Due to the global nature of our business, we are subject to income taxes in the United States and other foreign jurisdictions. In the event we incur net income in certain jurisdictions but incur losses in other jurisdictions, we generally cannot offset the income from one jurisdiction with the loss from another. This lack of flexibility increases our effective income tax rate. Furthermore, significant judgment is required to calculate our worldwide provision for income taxes and depends on our ability to operate our business in a manner consistent with our corporate structure and intercompany arrangements. In the ordinary course of our business, there are many transactions and calculations where the ultimate tax determination is uncertain.

We believe our tax estimates are reasonable. However, we are routinely under audit by federal, state and foreign taxing authorities. The taxing authorities of jurisdictions in which we operate may challenge our methodologies for valuing developed technology or intercompany arrangements, including our transfer pricing, or determine that the manner in which we operate our business does not achieve the intended tax consequences, which would increase our effective income tax rate and harm our financial position and results of operations. As we operate in numerous taxing jurisdictions, the application of tax laws can also be subject to diverging and sometimes conflicting interpretations by taxing authorities of these jurisdictions. It is not uncommon for taxing authorities of different countries to have conflicting views, for instance, with respect to, among other things, the manner in which the arm's length standard is applied for transfer pricing purposes, or with respect to the valuation of intellectual property. For example, the OECD has recently recommended changes to numerous long-standing international tax principles. If countries amend their tax laws to adopt certain parts of the OECD guidelines, this may increase tax uncertainty and may adversely impact our tax liabilities. Any of these changes could affect our financial performance.

The final determination of audits could be materially different from our income tax provisions and accruals and could have a material effect on our financial position, results of operations, or cash flows in the period or periods for which that determination is made. Also, our future effective income tax rates could be affected by changes in the mix of earnings in countries with differing statutory tax rates, changes in the valuation of deferred tax assets or changes in tax laws or their interpretation. If our effective income tax rates were to increase, our results of operations and cash flows would be adversely affected.

The income tax effects of the accounting for share-based compensation may significantly impact our effective income tax rate. In periods in which our stock price is higher than the grant-date price of the share-based compensation awards vesting in that period, we will recognize excess tax benefits that will decrease our effective income tax rate. In periods in which our stock price is lower than the grant-date price of the share-based compensation awards vesting in that period, our effective income tax rate will increase.

Application of U.S. state and local or international tax laws, changes in tax laws or tax rulings, or the examination of our tax positions, could materially affect our financial position and results of operations.

As an international business, we are subject to income taxes and non-income-based taxes in the United States and various other international jurisdictions. Tax laws are dynamic and subject to change as new laws are passed and new interpretations of the law are issued or applied. Our existing corporate structure and intercompany arrangements have been implemented in a manner we believe is in compliance with current prevailing tax laws. However, due to economic and political conditions, tax rates and tax regimes in various jurisdictions may be subject to significant change and the tax benefits that we intend to eventually derive could be undermined due to changing tax laws. Governments are increasingly focused on ways to increase tax revenues, which has contributed to an increase in audit activity, more aggressive positions taken by tax authorities and an increase in tax legislation. Any such additional taxes or other assessments may be in excess of our current tax provisions or may require us to modify our business practices in order to reduce our exposure to additional taxes going forward, any of which could have a material adverse effect on our business, results of operations and financial condition.

The 2017 Tax Act has resulted in significant changes to the U.S. corporate income tax system. The tax law changes by the 2017 Tax Act are broad and complex and there are still uncertainties about how the 2017 Tax Act will be interpreted at both the U.S. federal and state levels. The U.S. Treasury Department, the IRS and other standard-setting bodies could interpret or issue guidance on how provisions of the 2017 Tax Act will be applied or otherwise administered that is different from our interpretation. This could materially change the taxes that we recorded since 2017, and the expected future impact of the 2017 Tax Act on our business.

The OECD has been working on a Base Erosion and Profit Shifting Project, and issued the Action 1 report in 2015 to address the tax challenges arising from digitalization. Since then, the OECD/G20 Inclusive Framework has issued various guidelines, policy notes, and proposals that if adopted could result in an overhaul of the international taxation system under which our current tax obligations are determined. As the OECD/G20 Inclusive Framework drives toward a consensus long-term solution, several countries have introduced unilateral digital service tax initiatives which impose new types of non-income taxes, including taxes based on a percentage of revenue. In July 2019, France signed into law a 3% digital services tax to be applied retroactively as of January 1, 2019. We recorded an estimate of \$3 million for digital service tax to general and administrative expense on our consolidated statement of operations during the year ended December 31, 2019; however, we continue to assess the financial impact of this new law. The Company is also monitoring other U.S. states and countries in which we do business, such as Italy, Spain, and the U.K., which have enacted or proposed similar taxes that will be applicable or are likely to be applicable during 2020. The Company will continue to monitor developments and determine the financial impact worldwide of these initiatives.

Any changes to international tax laws, including new definitions of permanent establishment, could affect the tax treatment of our foreign earnings and adversely impact our effective income tax rate. Further, changes to tax laws and additional reporting requirements could increase the complexity, burden and cost of compliance. Due to the large and expanding scale of our international business activities, any changes in U.S. or international taxation of our activities or the combined effect of tax laws in multiple jurisdictions may increase our worldwide effective income tax rate, increase the complexity and costs associated with tax compliance (especially if changes are

implemented or interpreted inconsistently across tax jurisdictions) and adversely affect our cash flows and results of operations.

In addition, the taxing authorities in the United States and other jurisdictions where we do business regularly examine our income and other tax returns as well as the tax returns of Expedia, our former parent. The ultimate outcome of these examinations (including the IRS audit described below) cannot be predicted with certainty. Should the IRS or other taxing authorities assess additional taxes as a result of examinations, we may be required to record charges to our operations, which could harm our operating results and financial condition.

Changes in the tax treatment of companies engaged in e-commerce may adversely affect the commercial use of our sites and our financial results.

Due to the global nature of the internet, it is possible that various states or foreign countries might attempt to levy additional or new sales, income or other taxes relating to our activities. Tax authorities at the international, federal, state and local levels are currently reviewing the appropriate treatment of companies engaged in e-commerce. For example, Congress is considering various approaches to legislation that would require companies engaged in e-commerce to collect sales tax on internet revenue and a growing number of U.S. states and certain foreign jurisdictions have adopted or are considering proposals to impose obligations on remote sellers and online marketplaces to collect taxes on their behalf. Additionally, the U.S. Supreme Court's ruling in *South Dakota v. Wayfair Inc.*, in which a Court reversed longstanding precedent that remote sellers are not required to collect state and local sales taxes, may have an adverse impact on our business. Also, as described in more detail above, the European Commission released two draft directives on the Taxation of the Digital Economy and, on July 24, 2019, President Macron signed into law the French Digital Services Tax. New or revised international, federal, state or local tax regulations or court decisions may subject us or our customers to additional sales, occupancy, income and other taxes. We cannot predict the effect of these and other attempts to impose sales, income or other taxes on e-commerce. New or revised taxes and, in particular, sales taxes, occupancy taxes, value added taxes ("VAT") and similar taxes would likely increase the cost of doing business online and decrease the attractiveness of selling products and services over the Internet. New taxes could also create significant increases in internal costs necessary to capture data and collect and remit taxes. Any of these events could have a material adverse effect on our business, financial condition and operating results.

Taxing authorities may successfully assert that we should have collected or in the future should collect sales and use, occupancy, VAT or similar taxes, and we could be subject to liability with respect to past or future sales, which could adversely affect our operating results.

We do not collect and remit sales and use, occupancy, VAT or similar taxes in all jurisdictions in which we have sales, based on our belief that such taxes are not applicable or legally required. Several states and other taxing jurisdictions have presented or threatened us with assessments, alleging that we are required to collect and remit certain taxes there. While we do not believe that we are subject to such taxes and intend to vigorously defend our position in these cases, we cannot be sure of the outcome of our discussions and/or appeals with these states or cases that are pending in the courts. In the event of an adverse outcome, we could face assessments for additional time periods since the last assessments we received, plus any additional interest and penalties. We also expect additional jurisdictions may make similar assessments or pass similar new laws in the future, and any of the jurisdictions where we have sales may apply more rigorous enforcement efforts or take more aggressive positions in the future that could result in greater tax liability allegations. Such tax assessments, penalties and interest or future requirements may materially adversely affect our business, financial condition and operating results.

We continue to be subject to significant potential tax liabilities in connection with the Spin-Off.

Under the Tax Sharing Agreement between us and Expedia entered into in connection with the Spin-Off, we are generally required to indemnify Expedia for any taxes resulting from the Spin-Off (and any related interest, penalties, legal and professional fees, and all costs and damages associated with related stockholder litigation or controversies) to the extent such amounts resulted from (i) any act or failure to act by us described in the covenants in the tax sharing agreement, (ii) any acquisition of our equity securities or assets or those of a member of our group, or (iii) any failure of the representations with respect to us or any member of our group to be true or any breach by

us or any member of our group of any covenant, in each case, which is contained in the separation documents or in the documents relating to the IRS private letter ruling and/or the opinion of counsel.

We continue to be responsible for potential tax liabilities in connection with consolidated income tax returns filed with Expedia prior to or in connection with the Spin-Off. By virtue of previously filed consolidated tax returns with Expedia, we are currently under IRS audit for the 2009, 2010, and 2011 tax years. In connection with that audit, we received, in January 2017 and April 2019, Notices of Proposed Adjustment from the IRS for the 2009, 2010, and 2011 tax years, which would result in an increase in our worldwide income tax expense. The proposed adjustments would result in a reimbursement to Expedia in an estimated range totaling \$15 million to \$20 million for those specific years related to the pre spin-off years after consideration of competent authority relief, exclusive of interest and penalties. The outcome of these matters or any other audits could subject us to significant tax liabilities.

We are subject to fluctuation in foreign currency exchange risk.

We conduct a significant and growing portion of our business outside the United States but report our results in U.S. dollars. As a result, we face exposure to movements in foreign currency exchange rates, particularly those related to the Euro, British pound, and Australian dollar. These exposures include, but are not limited to, re-measurement of gains and losses from changes in the value of foreign denominated assets and liabilities; translation gains and losses on foreign subsidiary financial results that are translated into U.S. dollars upon consolidation; and planning risk related to changes in exchange rates between the time we prepare our annual and quarterly forecasts and when actual results occur. For example, Brexit caused significant volatility in currency exchange rates, especially between the U.S. dollar and the British pound. Continued uncertainty regarding the final terms of Brexit may result in future exchange rate volatility. In addition, in the event that one or more European countries were to replace the Euro with another currency, our sales into such countries, or into Europe generally, would likely be adversely affected until stable exchange rates are established. Accordingly, fluctuations in foreign currency exchange rates, such as the strengthening of the U.S. dollar against the Euro or the British pound, could adversely affect our net revenue growth in future periods.

Depending on the size of the exposures and the relative movements of exchange rates, if we were to choose not to hedge or were to fail to hedge effectively our exposure, we could experience a material adverse effect on our financial statements and financial condition. As seen in some recent periods, in the event of severe volatility in exchange rates the impact of these exposures can increase, and the impact on results of operations can be more pronounced. In addition, the current environment and the increasingly global nature of our business have made hedging these exposures both more complex. We hedge certain short-term foreign currency exposures with the purchase of forward exchange contracts. These forward exchange contracts only help mitigate the impact of changes in foreign currency rates that occur during the term of the related contract period and carry risks of counter-party failure. There can be no assurance that our forward exchange contracts will have their intended effects.

Significant fluctuations in foreign currency exchange rates can affect consumer travel behavior. Volatility in foreign currency exchange rates and its impact on consumer behavior, which may differ across regions, makes it more difficult to forecast industry and consumer trends and the timing and degree of their impact on our markets and business, which in turn could adversely affect our ability to effectively manage our business and adversely affect our results of operations.

Risks Related to Ownership of our Common Stock

Liberty TripAdvisor Holdings, Inc. currently is a controlling stockholder.

Liberty TripAdvisor Holdings, Inc., or LTRIP, effectively controls the outcome of all matters submitted to a vote or for the consent of our stockholders (other than with respect to the election by the holders of our common stock of 25% of the members of our Board of Directors and matters as to which Delaware law requires separate class votes), including but not limited to, corporate transactions such as mergers, business combinations or dispositions of assets, the authorization or issuance of new equity or debt securities and determinations with respect to our business direction and policies. Our Chairman, Gregory Maffei, and one of our Directors, Albert Rosenthaler,

also serve as officers and directors of LTRIP. LTRIP may have interests that differ from those of our other stockholders and they may vote in a way with which our other stockholders may not agree or that may be adverse to other stockholders' interests. LTRIP is not restricted from investing in other businesses involving or related to our business. LTRIP's control of us, as well as the existing provisions of our organizational documents and Delaware law, may discourage or prevent a change of control that might otherwise be beneficial, which may reduce the market price of our common stock.

The market price and trading volume of our common stock may be volatile and may face negative pressure.

Our stock price has experienced, and could continue to experience in the future, substantial volatility. The market price of our common stock is affected by a number of factors, including the risk factors described in this section and other factors beyond our control. Factors affecting the trading price of our common stock could include:

- Quarterly variations in our or our competitors' results of operations;
- Changes in earnings estimates or recommendations by securities analysts;
- Failure to meet market expectations;
- The announcement of new products or product enhancements by us or our competitors;
- Repurchases of our common stock pursuant to our share repurchase program which could also cause our stock price to be higher than it would be in the absence of such a program and could potentially reduce the market liquidity for our stock;
- Developments in our industry, including changes in governmental regulations; and
- General market conditions and other factors, including factors related to our operating performance or the operating performance of our competitors.

Furthermore, the stock markets have experienced price and volume fluctuations that have affected and continue to affect the market prices of equity securities of many companies. These fluctuations often have been unrelated or disproportionate to the operating performance of those companies. These broad market and industry fluctuations and general economic, political and market conditions, such as recessions, interest rate changes or foreign currency exchange fluctuations, may negatively impact the market price of our common stock regardless of our actual operating performance.

We are currently relying on the "controlled company" exemption under NASDAQ Stock Market Listing Rules, pursuant to which "controlled companies" are exempt from certain corporate governance requirements otherwise applicable under NASDAQ listing rules.

The NASDAQ Stock Market Listing Rules exempt "controlled companies," or companies of which more than 50% of the voting power is held by an individual, a group or another company, from certain corporate governance requirements, including those requirements that:

- A majority of the Board of Directors consist of independent directors;
- Compensation of officers be determined or recommended to the Board of Directors by a majority of its independent directors or by a compensation committee comprised solely of independent directors; and
- Director nominees be selected or recommended to the Board of Directors by a majority of its independent directors or by a nominating committee that is composed entirely of independent directors.

We currently rely on the controlled company exemption for certain of the above requirements. Accordingly, our stockholders will not be afforded the same protections generally as stockholders of other NASDAQ-listed companies with respect to corporate governance for so long as we rely on these exemptions from the corporate governance requirements.

We do not pay regular quarterly or annual cash dividends on our stock.

Although the Company's Board of Directors declared, on November 1, 2019, a special cash dividend of \$3.50 per share, or approximately \$488 million in the aggregate, we do not pay regular quarterly or annual cash dividends. Any determination to pay dividends in the future will be at the discretion of our Board of Directors and will depend on our results of operations, earnings, capital requirements, financial condition, future prospects, contractual restrictions and other factors deemed relevant by our Board of Directors. Therefore, investors should not rely on regular quarterly or annual dividend income from shares of our common stock and investors should not rely on special dividends with any regularity or at all. Investors should rely on sales of their common stock after price appreciation, which may never occur, as the only way to realize future gains on their investments.

Future sales of shares of our common stock in the public market, or the perception that such sales may occur, may depress our stock price.

Sales of substantial amounts of our common stock in the public market, particularly sales by our directors, officers, employees and significant stockholders, or the perception that these sales might occur, could depress the market price of our common stock and could impact our ability to raise capital through the sale of additional equity securities. In addition, certain stockholders have rights, subject to some conditions, to require us to file registration statements covering their shares or to include their shares in registration statements that we may file for ourselves or other stockholders. If LTRIP or some other stockholder sells substantial amounts of our common stock in the public market, or if there is a perception in the public market that LTRIP might sell shares of our common stock, the market price of our common stock could decrease significantly. A decline in the price of shares of our common stock might impede our ability to raise capital through the issuance of additional shares of our common stock or other equity securities.

Anti-takeover provisions in our organizational documents and Delaware law may discourage or prevent a change of control, even if an acquisition would be beneficial to our stockholders, which could affect our stock price adversely and prevent attempts by our stockholders to replace or remove our current management.

Our certificate of incorporation and bylaws contain provisions that could delay or prevent a change of control of our company or changes in our Board of Directors that our stockholders might consider favorable. These provisions include:

- Authorization and issuance of Class B common stock that entitles holders to ten votes per share;
- Authorization of the issuance of preferred stock which can be created and issued by the Board of Directors without prior stockholder approval, with rights senior to those of our common stock;
- Prohibiting our stockholders from filling board vacancies or calling special stockholder meetings; and
- Limiting who may call special meetings of stockholders.

We are subject to the provisions of Section 203 of the Delaware General Corporation Law, which may prohibit certain business combinations with stockholders owning 15% or more of our outstanding voting stock. These and other provisions in our certificate of incorporation, bylaws and Delaware law could make it more difficult for stockholders or potential acquirers to obtain control of our Board of Directors or initiate actions that are opposed by our then-current Board of Directors, including a merger, tender offer or proxy contest involving our company. Any delay or prevention of a change of control transaction or changes in our Board of Directors could cause the market price of our common stock to decline.

Item 1B. Unresolved Staff Comments

None.

Item 2. Properties

We currently lease approximately 280,000 square feet for our corporate headquarters in Needham, Massachusetts, or Headquarters Lease, pursuant to a lease with an expiration date of December 2030, with an option to extend the lease term for two consecutive terms of five years each. We also lease an aggregate of approximately 505,000 square feet of office space in approximately 50 other locations across North America, Europe, Asia Pacific and South America, in cities such as New York, Boston, London, Sydney, Barcelona, Buenos Aires and Paris, primarily for our sales offices, subsidiary headquarters, and international management teams, pursuant to leases with various expiration dates. We believe that our current facilities are adequate for our current operations and that additional leased space can be obtained on reasonable terms if needed. We do not legally own any real estate as of December 31, 2019.

Item 3. Legal Proceedings

In the ordinary course of business, we are parties to legal proceedings and claims involving alleged infringement of third-party intellectual property rights, defamation, taxes, regulatory compliance and other claims. Rules and regulations promulgated by the SEC require the description of material pending legal proceedings, other than ordinary, routine litigation incident to the registrant's business, and advise that proceedings ordinarily need not be described if they primarily involve damages claims for amounts (exclusive of interest and costs) not individually exceeding 10% of the current assets of the registrant and its subsidiaries on a consolidated basis. In the judgment of management, none of the pending litigation matters that we are defending involves or is likely to involve amounts of that magnitude. There may be claims or actions pending or threatened against us of which we are currently not aware and the ultimate disposition of which could have a material adverse effect on us.

Item 4. Mine Safety Disclosures

Not applicable.

PART II**Item 5. Market for Registrant's Common Equity, Related Stockholder Matters and Issuer Purchases of Equity Securities****Market Information**

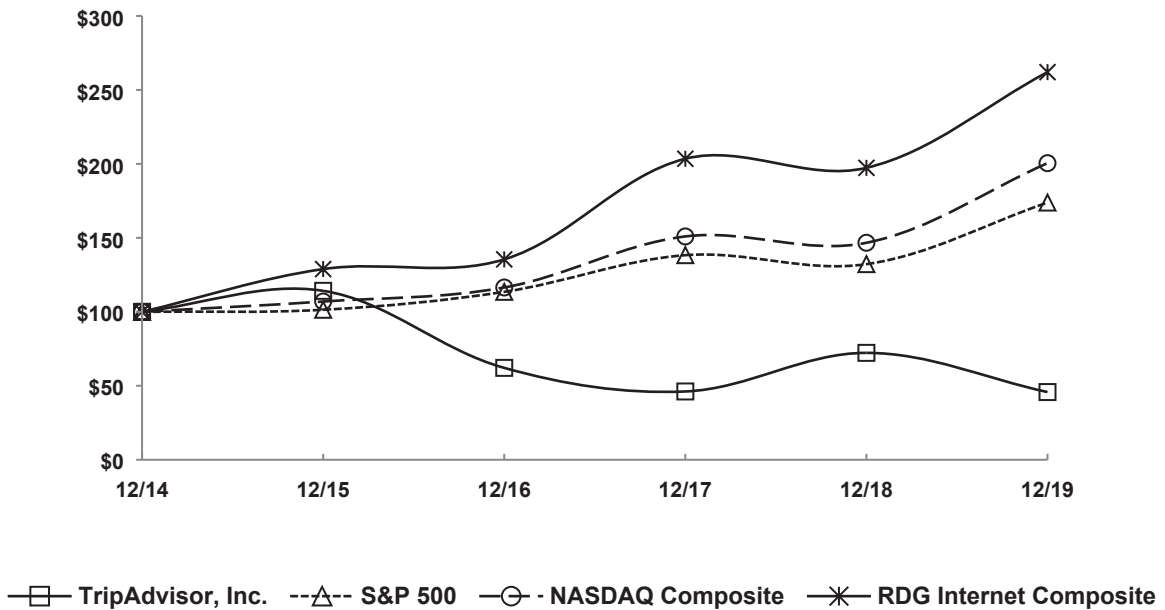
Our common stock is quoted on NASDAQ under the ticker symbol "TRIP." Our Class B common stock is not listed and there is no established public trading market for that security. As of February 12, 2020, all of our Class B common stock was held by LTRIP.

Performance Comparison Graph

The following graph provides a comparison of the total stockholder return from December 31, 2014 to December 31, 2019, of an investment of \$100 in cash on December 31, 2014 for Tripadvisor, Inc. common stock and an investment of \$100 in cash on December 31, 2013 for (i) the Standard and Poor’s 500 Index (the “S&P 500 Index”), (ii) the NASDAQ Composite Index, and (iii) the Research Data Group (“RDG”) Internet Composite Index. The RDG Internet Composite Index is an index of stocks representing the internet industry, including internet software and service companies and e-commerce companies. The stock price performance shown on the graph below is not necessarily indicative of future price performance. Data for the S&P 500 Index, the NASDAQ Composite Index, and the RDG Internet Composite Index assume reinvestment of dividends.

COMPARISON OF 5 YEAR CUMULATIVE TOTAL RETURN*

Among TripAdvisor, Inc., the S&P 500 Index,
the NASDAQ Composite Index and the RDG Internet Composite Index



*\$100 invested on 12/31/14 in stock or index, including reinvestment of dividends. Fiscal year ending December 31.

Copyright© 2020 Standard & Poor's, a division of S&P Global. All rights reserved.

This performance comparison graph is not “soliciting material,” is not deemed filed with the SEC and is not deemed to be incorporated by reference into any filing of TripAdvisor, Inc. under the Securities Act or any filing under the Exchange Act.

Holders of Record

As of February 12, 2020, there were 123,286,835 outstanding shares of our common stock held by 2,135 stockholders of record, and 12,799,999 outstanding shares of our Class B common stock held by one stockholder of record: LTRIP.

Dividends

On November 1, 2019, the Company's Board of Directors declared a special cash dividend of \$3.50 per share, or approximately \$488 million in the aggregate. The dividend was payable on December 4, 2019 to stockholders of record on November 20, 2019. Any determination to pay dividends in the future will be at the discretion of our Board of Directors and will depend on our results of operations, earnings, capital requirements, financial condition, future prospects, contractual restrictions and other factors deemed relevant by our Board of Directors. Therefore, investors should not rely on regular quarterly or annual dividend income from shares of our common stock and investors should not rely on special dividends with any regularity, or at all. Investors should rely on sales of their common stock after price appreciation, which may never occur, as the only way to realize future gains on their investments.

Securities Authorized for Issuance Under Equity Compensation Plans

The information required under this item is incorporated herein by reference to our 2020 Proxy Statement, which proxy statement will be filed with the Securities and Exchange Commission not later than 120 days after the close of our fiscal year ended December 31, 2019.

Unregistered Sales of Equity Securities

During the year ended December 31, 2019, we did not issue or sell any shares of our common stock, Class B common stock or other equity securities pursuant to unregistered transactions in reliance upon an exemption from the registration requirements of the Securities Act.

Issuer Purchases of Equity Securities

On January 31, 2018, Tripadvisor's Board of Directors authorized up to \$250 million of share repurchases. Our Board of Directors authorized and directed management, working with the Executive Committee of our Board of Directors, to affect the share repurchase program in compliance with applicable legal requirements. As of December 31, 2018, we had \$150 million remaining available to repurchase shares of our common stock under this share repurchase program. On November 1, 2019, our Board of Directors authorized the repurchase of an additional \$100 million in shares of our common stock under our existing share repurchase program, which increased the amount available to the Company under this share repurchase program to \$250 million. As of December 31, 2019, we had approximately \$190 million available to repurchase shares of our common stock under this share repurchase program. This repurchase program has no expiration date but may be suspended or terminated by the Board of Directors at any time.

A summary of information regarding our common stock repurchases during the fourth quarter of 2019 is set forth in the table below:

Period	Total Number of Shares Purchased	Average Price Paid per Share (1)	Total Number of Shares Purchased as Part of Publicly Announced Plans or Programs	Maximum Number (or approximate U.S. dollar value) of Shares that May Yet Be Purchased Under the Plans or Programs
October 1 to October 31	—	\$ —	—	\$ 150,000,033
November 1 to November 30	—	\$ —	—	\$ 250,000,033
December 1 to December 31	2,059,846	\$ 29.32	2,059,846	\$ 189,601,661
Total	<u>2,059,846</u>		<u>2,059,846</u>	

(1) Exclusive of fees and commission

Item 6. Selected Financial Data

We have derived the following selected financial data presented below from our consolidated financial statements and related notes. The information set forth below is not necessarily indicative of future results and should be read in conjunction with the consolidated financial statements and related notes appearing in Item 8 “Financial Statements and Supplementary Data,” and Item 7 “Management’s Discussion and Analysis of Financial Condition and Results of Operations” of this Annual Report on Form 10-K. Historical results are not necessarily indicative of the results to be expected in any future period.

	Year Ended December 31,				
	2019	2018	2017	2016	2015
	(in millions, except per share data)				
Consolidated Statements of Operations Data:					
Revenue	\$ 1,560	\$ 1,615	\$ 1,556	\$ 1,480	\$ 1,492
Total costs and expenses	1,373	1,432	1,432	1,314	1,260
Operating income	187	183	124	166	232
Income before income taxes	194	173	110	151	239
Net income (loss) (1)	126	113	(19)	120	198
Earnings (loss) per share attributable to common stockholders:					
Basic	\$ 0.91	\$ 0.82	\$ (0.14)	\$ 0.83	\$ 1.38
Diluted	0.89	0.81	(0.14)	0.82	1.36
Weighted average common shares outstanding:					
Basic	139	138	140	145	144
Diluted	141	140	140	147	146
Cash dividends declared per common share (2)	\$ 3.50	—	—	—	—

	December 31,				
	2019	2018	2017	2016	2015
	(in millions)				
Consolidated Balance Sheet Data:					
Cash and cash equivalents, short and long-term marketable securities (2)	\$ 319	\$ 670	\$ 735	\$ 746	\$ 698
Working capital (2)	98	522	621	527	553
Total assets	1,984	2,167	2,272	2,238	2,128
Long-term debt	—	—	230	91	200
Other long-term obligations under long-term lease liabilities (3)	142	83	84	84	84
Total liabilities (3)	823	696	909	736	716
Total stockholders' equity (2)	1,161	1,471	1,363	1,502	1,412

- (1) The year ended December 31, 2017 reflects \$67 million of tax expense recorded for the mandatory deemed repatriation of accumulative foreign earnings (the "Transition Tax") and \$6 million of tax expense recorded for the remeasurement of deferred taxes related to the 2017 Tax Act enacted on December 22, 2017. Refer to "Note 11: *Income Taxes*" in the notes to the consolidated financial statements in Item 8 on this Annual Report on Form 10-K for further information on the financial statement impact of the 2017 Tax Act.
- (2) The Company declared a special cash dividend on November 1, 2019 to stockholders of record on November 20, 2019. An amount of \$488 million in the aggregate was paid to common stockholders on December 4, 2019 from cash on hand.
- (3) Amount includes certain operating leases as of January 1, 2019. Refer to "Note 2: *Significant Accounting Policies*" in the notes to the consolidated financial statements in Item 8 on this Annual Report on Form 10-K for further information on our leases, including transition accounting and updated accounting policies upon adoption of ASC 842, *Leases* ("ASC 842") on January 1, 2019.

Item 7. Management's Discussion and Analysis of Financial Condition and Results of Operations

Overview

Tripadvisor is a leading online travel company and our mission is to help people around the world plan, book and experience the perfect trip. We operate a global travel platform that connects the world's largest audience of prospective travelers with travel partners through rich content, price comparison tools, and online reservation and related services for destinations, accommodations, travel activities and experiences, and restaurants.

Under our flagship brand, Tripadvisor, we launched www.Tripadvisor.com in the United States in 2000. Since then, we have launched localized versions of the Tripadvisor website in 48 markets and 28 languages worldwide. Tripadvisor features 859 million reviews and opinions on 8.6 million places to stay, places to eat and things to do – including 1.4 million hotels, inns, B&Bs and specialty lodging, 842,000 rental properties, 5.2 million restaurants and 1.2 million travel activities and experiences worldwide. Tripadvisor's rich content and engaged community attract the world's largest travel audience, based on monthly unique visitors, including 463 million average monthly unique visitors in the third quarter of 2019 during the peak summer travel season.

In addition to the flagship Tripadvisor brand, we own and operate a portfolio of websites and businesses, connected by the common goal of providing consumers the most comprehensive travel-planning and trip-taking resources in the travel industry. For additional information about our portfolio of brands and our business model, see the disclosure set forth in Part I, Item 1. "Business", under the caption "Overview."

During the first quarter of 2019, as part of our continuous review of the business, we evaluated our operations and realigned the reportable segment information which our chief operating decision maker, or CODM, regularly assesses to evaluate performance for operating decision-making purposes, including evaluation and allocation of resources. The CODM for the Company is our Chief Executive Officer. The revised segment reporting structure includes the following reportable segments: (1) Hotels, Media & Platform; and (2) Experiences & Dining. For

further information on our segments, including the change in segments, and principal revenue streams within these segments refer to “Note 1: *Organization and Business Description*” and “Note 18: *Segment and Geographic Information*” in the notes to our consolidated financial statements in Item 8 on this Annual Report on Form 10-K. All prior period segment disclosure information has been reclassified to conform to the current reporting structure in this Form 10-K. These reclassifications had no effect on our consolidated financial statements in any period.

Executive Financial Summary and Business Trends

Tripadvisor is the world’s largest online travel site, as measured by average unique monthly visitors. As a result, Tripadvisor represents an attractive platform for travel partners – including hotel chains, independent hoteliers, OTAs, destination marketing organizations, and other travel-related and non-travel related product and service providers – who seek to market and sell their products and services to a global audience. Tripadvisor’s platform and product offerings enable consumers to discover, research and price shop a variety of travel products, including hotels, flights, cruises, cars, vacation rental properties, tours, travel activities and experiences, and restaurants; and book a number of these travel experiences either directly on our websites or mobile apps, or on our travel partners’ websites or mobile apps. Key drivers of our financial results are described below, including current trends affecting our business, and our segment reporting information.

Business Trends

The online travel industry in which we operate is large and growing and also remains highly dynamic and competitive. Our overall strategy is to deliver more value to consumers and travel partners in order to generate more monetization on our platform. While we operate with a long-term growth focus, our specific growth objectives and resource allocation strategies can differ in both duration and magnitude within our reportable segments. We describe these dynamics, as well as other trends in our business, below.

Hotels, Media & Platform Segment

We operate the Hotels, Media & Platform segment for profit while also driving increased customer and client engagement with – and high-margin media advertising revenue from – the Tripadvisor platform. We seek to achieve this by delivering consumers a holistic product experience and by offering travel partners a diversified number of advertising opportunities.

For consumers, we seek to implement product enhancements that deliver a more engaging and comprehensive hotel shopping experience. This includes providing rich, immersive content – reviews, photos, videos and ratings, among other contributions – as well as increasing the number of travel partners and properties as well as the available hotel supply on our platform. We believe providing consumers tools to discover, research, price shop and book a comprehensive selection of accommodations, helps increase brand awareness and brand loyalty and, over time, can result in deeper consumer engagement, more qualified leads delivered to travel partners and greater monetization on our platform.

We seek to monetize our influence and achieve revenue growth through hotel-related product improvements, supply and marketing efforts and customer advertising opportunities. We rely heavily on search engines, such as Google, to generate a significant amount of hotel shoppers to our websites, principally through SEM as well as through SEO. We define hotel shoppers as visitors who view either a listing of hotels in a city or on a specific hotel page. Given our ongoing focus on Hotels, Media & Platform profitability, a key ongoing objective is to attract or acquire hotel shoppers at or above our desired marketing return on investment targets. To that end, starting in mid-2017, we began to reduce inefficient direct selling and marketing investments on paid online channels, primarily SEM, to improve profitability. This reduced the number of hotel shoppers to our platform and reduced Tripadvisor-branded hotels revenue specifically in our hotel metasearch auction into 2019, while generating meaningful overall Hotels, Media & Platform segment profit growth and margin expansion, including year-over-year profit growth during both the years ended December 31, 2019 and 2018, respectively. Following moderate revenue growth resulting from SEO during 2018, we experienced revenue headwinds in this marketing channel in 2019 and expect this trend to continue, which we believe is impacted by search engines (primarily Google) increasing the prominence of their own hotel products in search results. We believe executing our long-term growth strategy can enable us to deepen customer engagement on our platform, monetize our influence and stabilize – and eventually grow – Hotels,

Media & Platform segment revenue. For example, in Tripadvisor-branded display and platform revenue, we enable travel partners to amplify their brand, generate brand impressions, and potentially drive qualified leads and bookings for their businesses. Historically, we have limited both the type and number of display-based advertising opportunities we make available to travel partners, particularly on mobile phone, which, in turn, has limited display-based advertising revenue growth. However, we are working on initiatives to better leverage our audience, content, data, travel influence and platform breadth to open up new media advertising opportunities through a more modern, high-powered advertising suite spanning native, video and programmatic solutions. We also intend to deliver this broadened solution to a larger set of advertising travel endemic and non-travel endemic advertising partners, including industries such as airlines, finance and beauty.

In addition, we are focused on initiatives to increase our traffic quality and deepen customer engagement on our platform, including membership growth, personalization, and mobile app initiatives we believe can lead to increased monetization over time in this segment. For example, there remains not only an opportunity to continue to grow our member base, but also to deepen member engagement by making membership more valued, through building communities and leveraging our content to further personalize trip-planning features.

Experiences & Dining Segment

During 2019, our Experiences & Dining segment growth strategy prioritized near-term investments for platform expansion and bookings and revenue growth. We increased investments in product, supply and marketing to enhance our long-term growth prospects. We have done this by, for example, growing bookable supply in newer experience categories in lower-priced options, such as events, tickets, and other experiences, and also non-English markets and mobile offerings. These categories have grown rapidly, and has added to our total bookable experience products which reached approximately 345,000 as of December 31, 2019. We believe offering consumers more selection can contribute to our goals to build deeper, more durable consumer relationships with our platform.

We also continue to seek selective acquisition opportunities in this segment. For example, in December 2019, we acquired U.K.-based Bookatable, which offers an online restaurant reservation and booking platform. This further strengthens our position in certain of our existing European markets as well as expands us into new countries, such as the U.K., Germany, Austria, Finland and Norway. Once fully integrated, Bookatable should add approximately 14,000 more restaurants to TheFork's online restaurant booking platform, which, including Bookatable, had approximately 84,000 total bookable restaurants, as of December 31, 2019.

Over the long-term, our Experiences and Dining offerings enable us to deliver consumers a more comprehensive experience, which we believe will increase awareness of, loyalty to, and engagement with our products, drive more bookings to Experiences and Dining partners and generate greater revenue and increased profitability on our platform. Given the significant market opportunities in these large and growing categories, as well as competition aiming to provide consumers a similar multimodal experience, we expect to continue to invest to drive bookings and revenue growth.

Other

Other is a combination of our Rentals, Flights/Cruises/Car, SmarterTravel, and Tripadvisor China business units and is not considered a reportable segment. Profits have been relatively stable to positive and revenues have declined in recent periods primarily due to strategic re-alignments and resource re-allocation to other areas of our business. We operate these offerings opportunistically as they complement our overall strategic objectives to deliver more value to consumers and travel partners.

Consolidated Results of Operations

A discussion regarding our financial condition and results of operations for fiscal year 2019 compared to fiscal year 2018 is presented below. A discussion regarding our financial condition and results of operations for fiscal year 2018 compared to fiscal year 2017 can be found in Part II, Item 7. "*Management's Discussion and Analysis of Financial Condition and Results of Operations*" of our Annual Report on Form 10-K for the year ended December 31, 2018, filed with the SEC on February 22, 2019 (our "2018 Annual Report"). As previously noted, we revised our

reportable segments during 2019. Although not required, in order to complement our revenue discussion of fiscal year 2018 compared to fiscal year 2017 in our 2018 Annual Report for investors, we presented below summary commentary describing the key drivers of revenue performance related to our principal revenue sources during that time frame conformed to our revised reportable segment structure.

Results of Operations
Selected Financial Data
(in millions, except per share amounts and percentages)

	Year ended December 31,			% Change	
	2019	2018	2017	2019 vs. 2018	2018 vs. 2017
Revenue	\$ 1,560	\$ 1,615	\$ 1,556	(3)%	4%
Costs and expenses:					
Cost of revenue	94	86	72	9%	19%
Selling and marketing	672	778	849	(14)%	(8)%
Technology and content	294	275	243	7%	13%
General and administrative	187	177	157	6%	13%
Depreciation	93	82	79	13%	4%
Amortization of intangible assets	33	34	32	(3)%	6%
Total costs and expenses	<u>1,373</u>	<u>1,432</u>	<u>1,432</u>	(4)%	0%
Operating income	187	183	124	2%	48%
Other income (expense):					
Interest expense	(7)	(12)	(15)	(42)%	(20)%
Interest income	17	7	1	143%	600%
Other income (expense), net	(3)	(5)	—	(40)%	n.m.
Total other income (expense), net	<u>7</u>	<u>(10)</u>	<u>(14)</u>	n.m.	(29)%
Income before income taxes	194	173	110	12%	57%
Provision for income taxes	(68)	(60)	(129)	13%	(53)%
Net income (loss)	<u>\$ 126</u>	<u>\$ 113</u>	<u>\$ (19)</u>	12%	n.m.
Earnings (loss) per share attributable to common stockholders:					
Basic	\$ 0.91	\$ 0.82	\$ (0.14)	11%	n.m.
Diluted	\$ 0.89	\$ 0.81	\$ (0.14)	10%	n.m.
Other financial data:					
Adjusted EBITDA (1)	\$ 438	\$ 422	\$ 331	4%	27%

n.m. = not meaningful

(1) See "Adjusted EBITDA" discussion below for more information.

Revenue and Segment Information

	Year ended December 31,			% Change	
	2019	2018	2017	2019 vs. 2018	2018 vs. 2017
Revenue by Segment:	(in millions)				
Hotels, Media & Platform	\$ 939	\$ 1,001	\$ 1,022	(6)%	(2)%
Experiences & Dining	456	372	264	23%	41%
Other (1)	165	242	270	(32)%	(10)%
Total revenue	<u>\$ 1,560</u>	<u>\$ 1,615</u>	<u>\$ 1,556</u>	(3)%	4%
Adjusted EBITDA by Segment:					
Hotels, Media & Platform	\$ 378	\$ 329	\$ 267	15%	23%
Experiences & Dining	5	48	23	(90)%	109%
Other (1)	55	45	41	22%	10%
Total Adjusted EBITDA	<u>\$ 438</u>	<u>\$ 422</u>	<u>\$ 331</u>	4%	27%
Adjusted EBITDA Margin by Segment (2):					
Hotels, Media & Platform	40%	33%	26%		
Experiences & Dining	1%	13%	9%		
Other (1)	33%	19%	15%		

n.m. = *not meaningful*

- (1) Other consists of our Rentals, Flights/Cruises/Car, SmarterTravel, and Tripadvisor China business units and does not constitute a reportable segment.
- (2) We define "Adjusted EBITDA Margin by Segment", as Adjusted EBITDA by segment divided by revenue by segment.

Hotels, Media & Platform Segment

Hotels, Media & Platform segment revenue decreased by \$62 million during the year ended December 31, 2019, when compared to the same period in 2018, primarily due to a decrease in our hotel metasearch auction revenue. We estimate that adverse changes in foreign currency negatively impacted revenue by 2% during this period. This decrease was partially offset to a lesser extent by an increase in our hotel sponsored placements advertising revenue. Hotels, Media & Platform segment revenue decreased by \$21 million during the year ended December 31, 2018, when compared to the same period in 2017, primarily due to a decrease in our hotel metasearch auction revenue, partially offset to a lesser extent by an increase in our hotel sponsored placements advertising.

Adjusted EBITDA and Adjusted EBITDA margin in our Hotels, Media & Platform segment increased \$49 million or to 40%, respectively, during the year ended December 31, 2019 when compared to the same period in 2018, primarily due to reduced direct selling and marketing expenses related to SEM and other online paid traffic acquisition channels, and television advertising, which more than offset the decrease in revenue. Adjusted EBITDA and Adjusted EBITDA margin in our Hotels, Media & Platform segment increased \$62 million or to 33%, respectively, during the year ended December 31, 2018 when compared to the same period in 2017, primarily due to a decrease in our direct selling and marketing expenses related to SEM and other online paid traffic acquisition costs as we continued to optimize and improve our market efficiency from our online marketing campaigns, which more than offset the decrease in revenue.

Our Hotels, Media & Platform segment has two revenue sources, as described below: (1) Tripadvisor-branded hotels, which includes our Hotel auction and B2B revenue; and (2) Tripadvisor-branded display and platform (also referred to as media advertising in our discussion). The following is a detailed discussion of the revenue sources within our Hotels, Media & Platform segment:

	Year ended December 31,			% Change	
	2019	2018	2017	2019 vs 2018	2018 vs 2017
Hotels, Media & Platform:	(in millions)				
Tripadvisor-branded hotels	\$ 779	\$ 848	\$ 866	(8%)	(2%)
Tripadvisor-branded display and platform	160	153	156	5%	(2%)
Total Hotels, Media & Platform revenue	\$ 939	\$ 1,001	\$ 1,022	(6%)	(2%)

Tripadvisor-branded Hotels Revenue

Tripadvisor-branded hotels revenue primarily includes hotel metasearch auction revenue, and to a lesser extent hotel B2B revenue, which includes click-based revenue generated from hotel sponsored placements advertising that enable hotels to enhance their visibility on Tripadvisor hotel pages, and subscription-based advertising services that we offer to travel partners. For the years ended December 31, 2019, 2018, and 2017, 83%, 85%, and 85%, respectively, of our total Hotels, Media & Platform segment revenue was derived from Tripadvisor-branded hotels revenue.

2019 vs. 2018

Tripadvisor-branded hotels revenue decreased \$69 million or 8% during the year ended December 31, 2019 when compared to the same period in 2018. This decrease was due to factors impacting our hotel metasearch auction revenue, primarily reduced revenue generated through our SEO marketing channel, which we believe is impacted by search engines (primarily Google) increasing the prominence of their own hotel products in search results. Tripadvisor-branded hotels revenue was also impacted by our progressive optimizations in SEM and other online paid traffic acquisition spend, and to a lesser extent, the general trend of an increasing percentage of hotel shoppers visiting via mobile phones which monetize at a significantly lower rate than hotel shoppers visiting via desktop or tablet. Declines in Tripadvisor-branded hotels was partially offset to a lesser extent by growth in our hotel sponsored placements advertising revenue. Refer to “Note 4: Revenue Recognition” in the notes to our consolidated financial statements in Item 8 on this Annual Report on Form 10-K for a discussion of how our hotel metasearch auction works.

2018 vs. 2017

Tripadvisor-branded hotels revenue decreased \$18 million or 2% during the year ended December 31, 2018 when compared to the same period in 2017. This decrease was primarily due to factors impacting our hotel metasearch auction revenue including travel partners bidding lower CPCs in our hotel metasearch auction during the second half of 2017, which created difficult year-over-year comparisons during the first half of 2018. The decrease in revenue can also be attributed to a significant reduction of our direct marketing spend on our least-profitable paid online marketing campaigns as part of our progressive optimizations in SEM and other online paid traffic acquisition spend, as well as a greater percentage of hotel shoppers visiting Tripadvisor-branded websites and apps on mobile phones. The decline in Tripadvisor-branded hotels revenue was partially offset to a lesser extent by growth in our hotel sponsored placements advertising revenue and product enhancements focused on increasing traffic quality.

Tripadvisor-branded Display and Platform Revenue

For the years ended December 31, 2019, 2018, and 2017, 17%, 15%, and 15%, respectively, of our total Hotels, Media & Platform segment revenue was derived from Tripadvisor-branded display and platform revenue. Tripadvisor-branded display and platform revenue increased \$7 million or 5% during the year ended December 31, 2019, when compared to the same period in 2018, primarily due to an increase in pricing and to a lesser extent, new initiatives launched in the later part of 2019. Tripadvisor-branded display and platform revenue decreased \$3 million or 2% during the year ended December 31, 2018, when compared to the same period in 2017, primarily due to a general trend of an increasing percentage of our traffic visiting our websites on mobile phones, which yielded smaller impression opportunities due to the smaller screen size.

Experiences & Dining Segment

For the years ended December 31, 2019, 2018 and 2017, our Experiences & Dining segment revenue accounted for 29%, 23% and 17%, respectively, of our total consolidated revenue. Experiences & Dining segment revenue increased by \$84 million or 23% during the year ended December 31, 2019, when compared to the same period in 2018, primarily driven by growth in both Experiences and Dining bookings, including increased bookings and revenue from Tripadvisor websites, partially offset by adverse changes in foreign currency which we estimate negatively impacted Experiences and Dining revenue by 4%. Experiences & Dining segment revenue increased by \$108 million or 41% during the year ended December 31, 2018, when compared to the same period in 2017, primarily driven by growth in both Experiences and Restaurants bookings, including increased bookings and revenue from Tripadvisor websites.

Experiences revenue growth during the years ended December 31, 2019 and 2018, when compared to the same periods in 2018 and 2017, respectively, was primarily driven by growth in consumer demand, mobile reservations, and bookable supply on our platform contributing to overall bookings growth as consumers are offered a greater selection of travel experiences, which we believe was supported by platform improvements for both consumers and suppliers and expansion. Dining revenue growth during the years ended December 31, 2019 and 2018, when compared to the same periods in 2018 and 2017, respectively, was primarily driven by growth in the following: seated diners, bookable supply of restaurant listings, mobile reservations, dining sponsored placement revenue, and subscription service revenue, as well as, to a lesser extent, incremental revenue related to our 2019 acquisitions.

Experiences & Dining segment Adjusted EBITDA decreased by \$43 million or 90%, during the year ended December 31, 2019 when compared to the same period in 2018, primarily due to increased people costs to drive product and supply investments, as well as increased marketing investments to fund long-term growth initiatives, partially offset by an increase in revenue, as noted above. Experiences & Dining segment Adjusted EBITDA increased by \$25 million or 109%, during the year ended December 31, 2018 when compared to the same period in 2017, primarily due to an increase in revenue, as noted above, partially offset by increased people costs to drive product and supply investments and increased marketing investments to fund long-term growth initiatives.

Other

Other revenue, which primarily includes click-based advertising and display-based advertising revenue from our Rentals, and Flights, Cruises and Car offerings on Tripadvisor, and non-Tripadvisor branded websites, such as www.smartertravel.com, www.bookingbuddy.com, www.cruise critic.com and www.onetime.com, decreased by \$77 million or 32% and \$28 million or 10%, during the years ended December 31, 2019 and 2018, respectively, when compared to the same periods in 2018 and 2017, respectively. This was primarily driven by the elimination of some marginal and unprofitable revenue within these offerings near the end of 2018, as well as strategic resource re-allocation of investment across other areas of our business and continued competition in our Rentals offering.

Adjusted EBITDA in Other increased \$10 million or 22% during the year ended December 31, 2019, when compared to the same period in 2018, and increased \$4 million or 10% during the year ended December 31, 2018, when compared to the same period in 2017. These increases were primarily due to reduced costs related to marketing and operational re-alignments, primarily offset by a decrease in revenue, as described above.

Consolidated Expenses

Cost of Revenue

Cost of revenue consists of expenses that are directly related or closely correlated to revenue generation, including direct costs, such as credit card and other booking transaction payment fees, data center costs, costs associated with prepaid tour tickets, ad serving fees, flight search fees, and other transaction costs. In addition, cost of revenue includes personnel and overhead expenses, including salaries, benefits, stock-based compensation and bonuses for certain customer support personnel who are directly involved in revenue generation.

	Year ended December 31,			% Change	
	2019	2018	2017	2019 vs 2018	2018 vs 2017
	(in millions)				
Direct costs	\$ 71	\$ 67	\$ 53	6%	26%
Personnel and overhead	23	19	19	21%	0%
Total cost of revenue	<u>\$ 94</u>	<u>\$ 86</u>	<u>\$ 72</u>	9%	19%
% of revenue	6.0%	5.3%	4.6%		

Cost of revenue increased \$8 million during the year ended December 31, 2019 when compared to the same period in 2018, primarily due to increased direct costs from credit card payment and other transaction costs in our Experiences & Dining segment as a result of revenue growth and increased personnel and overhead costs related to additional headcount in our Experiences & Dining segment to support business growth, partially offset by decreased credit card transaction fees in Other.

Selling and Marketing

Selling and marketing expenses primarily consist of direct costs, including traffic generation costs from SEM and other online traffic acquisition costs, syndication costs and affiliate program commissions, social media costs, brand advertising (including television and other offline advertising), promotions and public relations. In addition, our sales and marketing expenses consist of indirect costs such as personnel and overhead expenses, including salaries, commissions, benefits, stock-based compensation, and bonuses for sales, sales support, customer support and marketing employees.

	Year ended December 31,			% Change	
	2019	2018	2017	2019 vs 2018	2018 vs 2017
	(in millions)				
Direct costs	\$ 433	\$ 553	\$ 639	(22%)	(13%)
Personnel and overhead	239	225	210	6%	7%
Total selling and marketing	<u>\$ 672</u>	<u>\$ 778</u>	<u>\$ 849</u>	(14%)	(8%)
% of revenue	43.1%	48.2%	54.6%		

Direct selling and marketing costs decreased \$120 million during the year ended December 31, 2019 when compared to the same period in 2018, primarily due to an overall decrease in SEM and other online traffic acquisition costs, as well as lower television advertising costs, driven by our Hotels, Media & Platform segment and Other, partially offset by an increase in similar marketing expenditures in our Experiences & Dining segment.

Personnel and overhead costs increased \$14 million during the year ended December 31, 2019 when compared to the same period in 2018, primarily due to an increase in personnel and overhead costs related to additional headcount in our Experiences & Dining segment to support business growth, partially offset by decreased personnel and overhead costs in Other as a result of strategic personnel re-allocation across the business.

Technology and Content

Technology and content expenses consist primarily of personnel and overhead expenses, including salaries and benefits, stock-based compensation expense, and bonuses for salaried employees and contractors engaged in the design, development, testing, content support, and maintenance of our websites and mobile apps. Other costs include licensing, maintenance expense, computer supplies, telecom costs, content translation and localization costs, and consulting costs.

	Year ended December 31,			% Change	
	2019	2018	2017	2019 vs 2018	2018 vs 2017
	(in millions)				
Personnel and overhead	\$ 261	\$ 246	\$ 219	6%	12%
Other	33	29	24	14%	21%
Total technology and content	\$ 294	\$ 275	\$ 243	7%	13%
% of revenue	18.8%	17.0%	15.6%		

Technology and content costs increased \$19 million during the year ended December 31, 2019 when compared to the same period in 2018. Personnel and overhead costs increased by \$15 million during the year ended December 31, 2019 when compared to the same period in 2018, primarily due to additional headcount in our Experiences & Dining segment to support business growth, partially offset by a decrease of personnel and overhead costs in Other as a result of strategic personnel re-allocation across the business.

General and Administrative

General and administrative expenses consist primarily of personnel and related overhead costs, including personnel engaged in leadership, finance, legal, and human resources, as well as stock-based compensation expense for those same personnel. General and administrative costs also include professional service fees and other fees including audit, legal, tax and accounting, and other costs including bad debt expense, non-income taxes, such as sales, use and other non-income related taxes.

	Year ended December 31,			% Change	
	2019	2018	2017	2019 vs 2018	2018 vs 2017
	(in millions)				
Personnel and overhead	\$ 135	\$ 129	\$ 116	5%	11%
Professional service fees and other	52	48	41	8%	17%
Total general and administrative	\$ 187	\$ 177	\$ 157	6%	13%
% of revenue	12.0%	11.0%	10.1%		

General and administrative costs increased \$10 million during the year ended December 31, 2019 when compared to the same period in 2018. Personnel and overhead costs increased \$6 million during the year ended December 31, 2019 when compared to the same period in 2018, primarily related to additional headcount in our Experiences & Dining segment to support business growth and, to a lesser extent, our Hotels, Media & Platform segment, partially offset by a decrease in personnel and overhead costs in Other as a result of strategic personnel re-allocation across the business. Professional service fees and other increased \$4 million during the year ended December 31, 2019 when compared to the same period in 2018, primarily related to \$3 million of French digital service tax recorded during 2019, in addition to increased professional service fees and acquisition-related costs of \$5 million, partially offset by a decrease of \$5 million in legal reserves and settlements during 2019.

Depreciation

Depreciation expense consists of depreciation on computer equipment, leasehold improvements, furniture, office equipment and other assets, and amortization of capitalized software and website development costs and right-of-use (“ROU”) assets related to our finance lease.

	Year ended December 31,		
	2019	2018	2017
	(in millions)		
Depreciation	\$ 93	\$ 82	\$ 79
% of revenue	6.0%	5.1%	5.1%

Depreciation expense increased \$11 million during the year ended December 31, 2019 when compared to the same period in 2018, primarily due to incremental amortization of \$6 million for the ROU asset related to our Headquarters Lease recorded upon adoption of ASC 842 and to a lesser extent increased amortization related to capitalized software and website development costs. Refer to “Note 2: *Significant Accounting Policies*” in the notes to our consolidated financial statements in Item 8 on this Annual Report on Form 10-K for additional information on our adoption of ASC 842.

Interest Expense

Interest expense primarily consists of interest incurred, commitment fees and debt issuance cost amortization related to our 2015 Credit Facility, Chinese Credit Facilities, as well as interest on finance leases.

	Year ended December 31,		
	2019	2018	2017
	(in millions)		
Interest expense	\$ (7)	\$ (12)	\$ (15)

Interest expense decreased \$5 million during the year ended December 31, 2019 when compared to the same period in 2018, primarily due to lower finance costs related to our Headquarters Lease under ASC 842 and no outstanding borrowings on our 2015 Credit Facility during 2019. Refer to “Note 2: *Significant Accounting Policies*” in the notes to our consolidated financial statements in Item 8 on this Annual Report on Form 10-K for additional information regarding our adoption of ASC 842.

Interest Income

Interest income primarily consists of interest earned from our money market funds and marketable securities, including amortization of discounts and premiums on our marketable securities.

	Year ended December 31,		
	2019	2018	2017
	(in millions)		
Interest income	\$ 17	\$ 7	\$ 1

Interest income increased \$10 million during the year ended December 31, 2019 when compared to the same period in 2018 primarily due to an increase in interest income earned from our money market funds and other investments related to increased average interest rates and increased average invested funds during 2019.

Other Income (Expense), Net

Other income (expense), net primarily consists of net foreign exchange gains and losses, gains (losses) and impairments from non-marketable investments, and other non-operating income (expenses).

	Year ended December 31,		
	2019	2018	2017
	(in millions)		
Other income (expense), net	\$ (3)	\$ (5)	\$ -

Other income (expense), net decreased \$2 million during the year ended December 31, 2019 when compared to the same period in 2018 primarily due to lower foreign currency transaction losses as a result of the fluctuation of foreign exchange rates during 2019, partially offset by net increases in other non-operating expenses. Refer to “Note 19: *Other Income (Expense), Net*” in the notes to our consolidated financial statements in Item 8 on this Annual Report on Form 10-K for additional information.

Provision for Income Taxes

	Year ended December 31,		
	2019	2018	2017
	(in millions)		
Provision for income taxes	\$ 68	\$ 60	\$ 129
Effective tax rate	35.1%	34.7%	117.3%

The 2017 Tax Act was signed into law on December 22, 2017, and resulted in significant changes to the U.S. corporate income tax system. These changes include a federal statutory rate reduction from 35% to 21%, the elimination or reduction of certain domestic deductions and credits and limitations on the deductibility of interest expense and executive compensation. The 2017 Tax Act also transitions international taxation from a worldwide system to a modified territorial system and includes base erosion prevention measures on non-U.S. earnings, which has the effect of subjecting certain earnings of our foreign subsidiaries to U.S. taxation as global intangible low-taxed income (“GILTI”). These changes were effective beginning January 1, 2018. Refer to “Note 11: *Income Taxes*” in the notes to our consolidated financial statements in Item 8 for further information on the financial statement impact of the 2017 Tax Act.

Our effective income tax rate is higher than the federal statutory rate in the United States primarily due to foreign valuation allowances, unrecognized tax benefits, and non-deductible stock based compensation. This was partially offset by international provisions from the 2017 Tax Act and research tax credits.

Our effective income tax rate increased to 35.1% during the year ended December 31, 2019 from 34.7% in the same period in 2018. The change in the effective tax rate for the year ended December 31, 2019 when compared to the same period in 2018, was primarily due to an income tax expense related to the reversal of a \$15 million cumulative benefit taken for excluding stock-based compensation from our inter-company cost-sharing arrangements, partially offset by a release of valuation allowances on certain foreign deferred tax assets. Refer to “Note 11: *Income Taxes*” in the notes to our consolidated financial statements in Item 8 on this Annual Report on Form 10-K for further information regarding this \$15 million adjustment and of the Altera Corporation (“Altera”) litigation with the Internal Revenue Service (“IRS”).

Adjusted EBITDA

To provide investors with additional information regarding our financial results, we also disclose consolidated Adjusted EBITDA, which is a non-GAAP financial measure. A “non-GAAP financial measure” refers to a numerical measure of a company’s historical or future financial performance, financial position, or cash flows that excludes (or includes) amounts that are included in (or excluded from) the most directly comparable measure calculated and presented in accordance with GAAP in such company’s financial statements.

Adjusted EBITDA is also our segment profit measure and a key measure used by our management and board of directors to understand and evaluate the financial performance of our business and on which internal budgets and forecasts are based and approved. In particular, the exclusion of certain expenses in calculating Adjusted EBITDA can provide a useful measure for period-to-period comparisons and better enables management and investors to compare financial results between periods as these costs may vary independent of ongoing core business

performance. Accordingly, we believe that Adjusted EBITDA provides useful information to investors and others in understanding and evaluating our operating results in the same manner as our management and board of directors. We define Adjusted EBITDA as net income (loss) plus: (1) provision for income taxes; (2) other income (expense), net; (3) depreciation of property and equipment, including amortization of internal use software and website development; (4) amortization of intangible assets; (5) stock-based compensation and other stock-settled obligations; (6) goodwill, long-lived asset and intangible asset impairments; (7) legal reserves and settlements; (8) restructuring and other related reorganization costs; and (9) other non-recurring expenses and income. The items above are excluded from our Adjusted EBITDA measure because these items are noncash in nature, or because the amount is not driven by ongoing core operating results and renders comparisons with prior periods less meaningful.

During the fourth quarter of 2019, we revised our Adjusted EBITDA definition to exclude restructuring and other related reorganization costs, as we believe these costs are not directly tied to the ongoing core operations of our business. We believe that excluding these amounts better enables management and investors to compare financial results between periods as these costs may vary independent of business performance. This revision to our definition did not have a material impact to Adjusted EBITDA for any period prior to the year ended December 31, 2019; therefore, no reclassifications have been made to conform the prior periods to the current period presentation. This revision had no effect on consolidated GAAP results in any period.

Our use of Adjusted EBITDA has limitations as an analytical tool, and you should not consider it in isolation or as a substitute for analysis of our results reported in accordance with GAAP. Because of these limitations, you should consider Adjusted EBITDA alongside other financial performance measures, including net income and our other GAAP results.

Some of these limitations are:

- Adjusted EBITDA does not reflect our cash expenditures or future requirements for capital expenditures or contractual commitments;
- Adjusted EBITDA does not reflect changes in, or cash requirements for, our working capital needs;
- Adjusted EBITDA does not reflect the interest expense, or cash requirements necessary to service interest or principal payments on our debt, if any;
- Adjusted EBITDA does not consider the potentially dilutive impact of stock-based compensation or other stock-settled obligations;
- Although depreciation and amortization are non-cash charges, the assets being depreciated and amortized may have to be replaced in the future, and Adjusted EBITDA does not reflect cash capital expenditure requirements for such replacements or for new capital expenditure requirements;
- Adjusted EBITDA does not reflect certain income and expenses not directly tied to the ongoing core operations of our business, such as legal reserves and settlements, restructuring and other related reorganization costs;
- Adjusted EBITDA does not reflect tax payments that may represent a reduction in cash available to us; and
- Other companies, including companies in our own industry, may calculate Adjusted EBITDA differently than we do, limiting its usefulness as a comparative measure.

The following table presents a reconciliation of Adjusted EBITDA to Net Income, the most directly comparable financial measure calculated and presented in accordance with GAAP, for the periods presented:

	Year ended December 31,		
	2019	2018	2017
	(in millions)		
Net income (loss)	\$ 126	\$ 113	\$ (19)
Add: Provision for income taxes	68	60	129
Add: Other expense (income), net	(7)	10	14
Add: Restructuring and other related reorganization costs	1	—	—
Add: Legal reserves and settlements	—	5	—
Add: Stock-based compensation	124	118	96
Add: Amortization of intangible assets	33	34	32
Add: Depreciation	93	82	79
Adjusted EBITDA	\$ 438	\$ 422	\$ 331

Liquidity and Capital Resources

Our principal source of liquidity is cash flows generated from operations, although liquidity needs can also be met through drawdowns under our credit facilities. As of December 31, 2019 and 2018, we had \$319 million and \$670 million, respectively, of cash, cash equivalents and short-term available-for-sale marketable debt securities. As of December 31, 2019, approximately \$151 million of our cash and cash equivalents were held by our international subsidiaries outside of the United States of which approximately 50% were located in the U.K., with the majority of our international cash denominated in U.S. dollars, Euros, and, to a lesser extent, British pounds, Australian dollars and other currencies. As of December 31, 2019, we had \$619 million of cumulative undistributed earnings in foreign subsidiaries. As a result of the 2017 Tax Act, foreign earnings may now generally be repatriated back to the U.S. without incurring U.S. federal income tax. Historically, we have asserted our intention to indefinitely reinvest the cumulative undistributed earnings of our foreign subsidiaries. In response to increased cash requirements in the U.S. related to our declaration of a special cash dividend and other strategic initiatives during the fourth quarter of 2019, we determined that we no longer consider \$501 million of these foreign earnings to be indefinitely reinvested. During the year ended December 31, 2019, we recorded a deferred tax liability of \$1 million for the U.S. state income tax and foreign withholding tax liabilities on the cumulative undistributed foreign earnings that are not indefinitely reinvested. We intend to indefinitely reinvest \$118 million of our foreign earnings in our non-US subsidiaries. Determination of the amount of unrecognized deferred income tax liability related to these earnings is not practicable. Refer to “Note 11: *Income Taxes*” in the notes to our consolidated financial statements in Item 8 on this Annual Report on Form 10-K for further information.

As of December 31, 2019, we had no outstanding borrowings and approximately \$1.2 billion of borrowing capacity available under our 2015 Credit Facility (as defined below) and \$30 million of borrowing capacity available under our Chinese Credit Facility—BOA (as defined below). For further discussion on our credit facilities, refer to “Note 10: *Debt*” in the notes to our consolidated financial statements in Item 8 on this Annual Report on Form 10-K.

2015 Credit Facility

In June 2015, we entered into a five-year credit agreement with a group of lenders which, among other things, provided for a \$1 billion unsecured revolving credit facility (the “2015 Credit Facility”) and immediately borrowed \$290 million. In May 2017, the 2015 Credit Facility was amended to, among other things, (i) increase the aggregate amount of revolving loan commitments available from \$1.0 billion to \$1.2 billion; and (ii) extend the maturity date of the 2015 Credit Facility from June 26, 2020 to May 12, 2022 (the “First Amendment”). Borrowings under the 2015 Credit Facility generally bear interest, at the Company’s option, at a rate per annum equal to either (i) the Eurocurrency Borrowing rate, or the adjusted LIBO rate for the interest period in effect for such borrowing; plus an applicable margin ranging from 1.25% to 2.00% (“Eurocurrency Spread”), based on the Company’s leverage ratio; or (ii) the Alternate Base Rate (“ABR”) Borrowing, which is the greatest of (a) the Prime Rate in effect on such day, (b) the New York Fed Bank Rate in effect on such day plus 1/2 of 1.00% per annum and (c) the Adjusted LIBO Rate (or LIBO rate multiplied by the Statutory Reserve Rate) for an interest period of one month plus 1.00%; in addition

to an applicable margin ranging from 0.25% to 1.00% (“ABR Spread”), based on the Company’s leverage ratio. The Company may borrow from the 2015 Credit Facility in U.S dollars, Euros and British pound.

As of December 31, 2019, we had no outstanding borrowings and approximately \$1.2 billion of borrowing capacity available under our 2015 Credit Facility. We are required to pay a quarterly commitment fee, at an applicable rate ranging from 0.15% to 0.30%, on the daily unused portion of the revolving credit facility for each fiscal quarter and additional fees in connection with the issuance of letters of credit. As of December 31, 2019, our unused revolver capacity was subject to a commitment fee of 0.15%, given the Company’s leverage ratio. The 2015 Credit Facility includes \$15 million of borrowing capacity available for letters of credit and \$40 million for Swingline borrowings on same-day notice.

During the year ended December 31, 2018, we repaid all of our outstanding borrowings, or approximately \$230 million, under the 2015 Credit Facility. This repayment was primarily made from a one-time cash repatriation of \$325 million of foreign earnings to the United States during the year ended December 31, 2018. We recorded total interest expense and commitment fees on our 2015 Credit Facility of \$2 million, \$3 million and \$6 million for the years ended December 31, 2019, 2018 and 2017, respectively, to interest expense on our consolidated statements of operations.

The 2015 Credit Facility contains a number of covenants that, among other things, restrict our ability to: incur additional indebtedness, create liens, enter into sale and leaseback transactions, engage in mergers or consolidations, sell or transfer assets, pay dividends and distributions, make investments, loans or advances, prepay certain subordinated indebtedness, make certain acquisitions, engage in certain transactions with affiliates, amend material agreements governing certain subordinated indebtedness, and change our fiscal year. The 2015 Credit Facility also requires us to maintain a maximum leverage ratio and contains certain customary affirmative covenants and events of default, including a change of control. If an event of default occurs, the lenders under the 2015 Credit Facility will be entitled to take various actions, including the acceleration of all amounts due under the 2015 Credit Facility. As of December 31, 2019 and 2018, we were in compliance with all of our debt covenants.

Chinese Credit Facilities

We are party to a \$30 million, one-year revolving credit facility with the Bank of America (the “Chinese Credit Facility—BOA”) that is currently subject to review on a periodic basis with no specific expiration period. This credit facility generally bears interest at a rate based on the People’s Bank of China benchmark, including certain adjustments, which may be made in accordance with market conditions at the time of borrowing. As of both December 31, 2019 and 2018, there were no outstanding borrowings under this credit facility.

Significant uses of capital

On January 25, 2017, our Board of Directors authorized the repurchase of \$250 million of our shares of common stock under a share repurchase program. During the year ended December 31, 2017, we repurchased a total of 6,079,003 shares of the Company’s outstanding common stock at an aggregate cost of \$250 million, and completed this share repurchase program.

On January 31, 2018, our Board of Directors authorized an additional repurchase of up to \$250 million of our shares of common stock under a share repurchase program. This share repurchase program has no expiration date but may be suspended or terminated by the Board of Directors at any time. During the year ended December 31, 2018, we repurchased 2,582,198 shares of the Company’s outstanding common stock at an aggregate cost of \$100 million. As of December 31, 2018, we had \$150 million remaining available to repurchase shares of our common stock under this share repurchase program.

On November 1, 2019, our Board of Directors authorized the repurchase of an additional \$100 million in shares of our common stock under our existing share repurchase program, which increased the amount available to the Company under this share repurchase program to \$250 million. This share repurchase program has no expiration date but may be suspended or terminated by the Board of Directors at any time. During the year ended December 31, 2019, we repurchased 2,059,846 shares of the Company’s outstanding common stock at an aggregate cost of \$60

million. As of December 31, 2019, we had \$190 million remaining available to repurchase shares of our common stock under this share repurchase program.

On November 1, 2019, our Board of Directors declared a special cash dividend of \$3.50 per share, or approximately \$488 million in the aggregate. The dividend was payable on December 4, 2019 to stockholders of record on November 20, 2019. We funded this special cash dividend with available cash primarily from the U.S. and to a lesser extent from a foreign subsidiary, with any related income tax impact not material.

During 2019, we paid \$110 million, net of cash acquired, in connection with the following Dining segment acquisitions: (1) SinglePlatform, a leading online content management and syndication platform company based in the U.S., (2) BookaTable, an online restaurant reservation and booking platform company based in the U.K.; and (3) Restorando, an online restaurant reservation and booking platform company based in Argentina.

Our business experiences seasonal fluctuations that affect the timing of our annual cash flows related to working capital. In our Experiences business and our Rentals free-to-list model, we generally receive cash from travelers at the time of booking and we record these amounts, net of commissions, on our consolidated balance sheets as deferred merchant payables. We pay the suppliers, or the property rental owners and experience providers, after the travelers' use. Therefore, we receive cash from the traveler prior to paying the supplier and this operating cycle represents a source or use of cash to us. During the first half of the year Rentals and Experiences bookings typically exceed the amount of completed stays and tour-taking, resulting in higher cash flow related to working capital, while during the second half of the year, particularly in the third quarter, this pattern reverses and cash flows from these transactions are typically negative. While we expect the impact of seasonal fluctuations to continue, further significant shifts in our business mix or adverse economic conditions could result in future seasonal patterns that are different from historical trends. In addition, new or different payment options offered to our customers could impact the timing of cash flows. For example, in September 2019 we introduced a new payment feature which allows our Experiences customers the option to reserve certain experience activities and defer payment until a date no later than two days before the experience date; as a result, this new payment option may affect the timing of our future cash flows.

We believe that our available cash and cash equivalents, combined with expected cash flows generated by operating activities and available borrowings from our credit facilities, will be sufficient to fund our foreseeable working capital requirements, capital expenditures, existing business growth initiatives, debt obligations, lease commitments, and other financial commitments through at least the next twelve months. Our future capital requirements may also include capital needs for acquisitions, share repurchases, cash dividends, and/or other expenditures in support of our business strategy, and may potentially reduce our cash balance and/or increase our debt.

Our cash flows from operating, investing and financing activities, as reflected in our consolidated statements of cash flows, are summarized in the following table:

	Year ended December 31,		
	2019	2018	2017
	(in millions)		
Net cash provided by (used in):			
Operating activities	\$ 424	\$ 405	\$ 238
Investing activities	(176)	(49)	6
Financing activities	(580)	(358)	(200)

During the year ended December 31, 2019, our primary use of cash was for operations, financing activities, (including payment of a special cash dividend to common stockholders of \$488 million, repurchases of our outstanding common stock at an aggregate cost of \$60 million under our existing share repurchase program, and withholding taxes on net share settlements of our equity awards of \$29 million), and investing activities (including business acquisitions and other investments of \$110 million, capital expenditures of \$83 million and cash used of \$133 million in purchases of marketable securities). This use of cash was funded with available cash and cash

equivalents, cash provided by operations, and also investing activities, which consisted of \$150 million generated from sales and maturities of marketable securities.

For the year ended December 31, 2019, net cash provided by operating activities increased by \$19 million or 5% when compared to the same period in 2018. This increase in cash provided by operating activities was due to an increase in incremental non-cash items affecting cash flow of \$18 million, which was primarily due to an increase in the following items: depreciation and stock-based compensation, an increase in net income of \$13 million, all of which was partially offset by a decrease in working capital movements of \$12 million, primarily due to the timing of customer receipts and vendor and merchant payments.

For the year ended December 31, 2019, net cash used in investing activities increased by \$127 million when compared to the same period in 2018, due to an increase in net cash paid for business acquisitions and other investments of \$86 million, increase in net cash used from the purchases, sales and maturities of marketable securities of \$31 million, and an increase in capital expenditures of \$22 million, partially offset by a decrease in other investing activities of \$12 million during the year ended December 31, 2018, which did not reoccur in 2019.

For the year ended December 31, 2019, net cash used in financing activities increased by \$222 million when compared to the same period in 2018, primarily due to a payment of a special cash dividend to common stockholders of \$488 million in 2019, partially offset by a net repayment on our 2015 Credit Facility of \$230 million during 2018, which did not reoccur in 2019, and a decrease in net cash used to purchase shares of our common stock under our existing share repurchase program of \$40 million, as compared to the year ended December 31, 2018.

The following table summarizes our material contractual obligations and commercial commitments as of December 31, 2019:

	Total	By Period			More than 5 years
		Less than 1 year	1 to 3 years (in millions)	3 to 5 years	
Finance lease obligations (1)	\$ 106	\$ 9	\$ 20	\$ 20	\$ 57
Operating lease obligations (2)	92	23	42	21	6
2017 Tax Act - Transition tax liability	31	—	—	16	15
Expected commitment fee payments on 2015 Credit Facility (3)	4	2	2	—	—
Purchase obligations and other (4)	10	3	4	3	—
Total (5)(6)	\$ 243	\$ 37	\$ 68	\$ 60	\$ 78

- (1) Estimated future lease payments for our Headquarters Lease in Needham, Massachusetts. Refer to “Note 2: *Significant Accounting Policies*” in the notes to our consolidated financial statements in Item 8 on this Annual Report on Form 10-K for further information.
- (2) Estimated future lease payments for our operating leases, primarily for office space, with non-cancelable lease terms. These amounts exclude expected rental income under non-cancelable subleases. Refer to “Note 2: *Significant Accounting Policies*” in the notes to our consolidated financial statements in Item 8 on this Annual Report on Form 10-K for further information.
- (3) Expected commitment fee payments are based on the daily unused portion of the 2015 Credit Facility, issued letters of credit, and the effective commitment fee rate as of December 31, 2019; however, these variables could change significantly in the future.
- (4) Estimated purchase obligations that are fixed and determinable primarily related to telecommunication contracts, with various expiration dates through approximately December 2024. These contracts have non-cancelable terms or are cancelable only upon payment of significant penalty.
- (5) Excluded from the table was \$167 million of unrecognized tax benefits, including interest, which is included in other long-term liabilities on our consolidated balance sheet as of December 31, 2019, for which we cannot make a reasonably reliable estimate of the amount and period of payment. We anticipate that the liability for unrecognized tax benefits could decrease by up to \$12 million within the next twelve months due to the settlement of examinations of issues with tax authorities. Refer to “Note 11: *Income Taxes*” in the notes to our consolidated financial statements in Item 8 on this Annual Report on Form 10-K for further discussion.
- (6) Excluded from the table was \$3 million of undrawn standby letters of credit, primarily related to our property leases.

As of December 31, 2019, other than the items discussed above, we did not have any off-balance sheet arrangements, as defined in Item 303(a)(4)(ii) of Regulation S-K promulgated by the SEC, that have, or are reasonably likely to have, a current or future effect on our financial condition, results of operations, liquidity, capital expenditures or capital resources.

Office Lease Commitments

In June 2013, we entered into a lease for a new corporate headquarters building. Pursuant to the Headquarters Lease, the landlord built an approximately 280,000 square foot rental building in Needham, Massachusetts, and leased the Premises to us as our corporate headquarters for an initial term of 15 years and 7 months or through December 2030. We also have an option to extend the term of our Headquarters Lease for two consecutive terms of five years each. We account for our Headquarters Lease as a finance lease as of December 31, 2019.

In addition to our Headquarters Lease, we also have contractual obligations in the form of operating leases for our office space, in which we lease an aggregate of approximately 505,000 square feet of office space at approximately 50 other locations across North America, Europe, Asia Pacific and South America, in cities such as New York, Boston, London, Sydney, Barcelona, Buenos Aires, and Paris, primarily for our sales offices, subsidiary headquarters, and international management teams, pursuant to leases with various expiration dates, with the latest expiring in June 2027.

Refer to “Note 2: Significant Accounting Policies,” under the *Recently Adopted Accounting Pronouncements*, for detailed discussion on the accounting impact of ASC 842, *Leases* on our property leases which the Company adopted on January 1, 2019.

Contingencies

In the ordinary course of business, we are party to regulatory and legal matters, including threats thereof, arising out of our operations. These matters may involve claims involving patent and intellectual property rights (including alleged infringement of third-party intellectual property rights), tax matters (including value-added, excise, transient occupancy and accommodation taxes), regulatory compliance (including competition, consumer matters and data privacy), defamation and other claims. Periodically, we review the status of all significant outstanding matters to assess any potential financial exposure. When (i) it is probable that an asset has been impaired or a liability has been incurred; and (ii) the amount of the loss can be reasonably estimated, we record the estimated loss in our consolidated statements of operations. We provide disclosures in the notes to the consolidated financial statements for loss contingencies that do not meet both of these conditions if there is a reasonable possibility that a loss may have been incurred that would be material to the consolidated financial statements. We base accruals on the best information available at the time which can be highly subjective. Although occasional adverse decisions or settlements may occur, we do not believe that the final disposition of any of these matters will have a material adverse effect on our business. However, the final outcome of these matters could vary significantly from our estimates. Finally, there may be claims or actions pending or threatened against us of which we are currently not aware and the ultimate disposition of which could have a material adverse effect on us.

We are also under audit by the IRS and various other domestic and foreign tax authorities with regards to income tax matters. We have reserved for potential adjustments to our provision for income taxes that may result from examinations by, or any negotiated agreements with, these tax authorities. Although we believe our tax estimates are reasonable, the final determination of audits could be materially different from our historical income tax provisions and accruals. The results of an audit could have a material effect on our financial position, results of operations, or cash flows in the period for which that determination is made.

By virtue of consolidated income tax returns previously filed with Expedia, we are currently under an IRS audit for the 2009, 2010 and short-period 2011 tax years. We are separately under examination by the IRS for the short-period 2011 and 2012-2016 tax years, under an employment tax audit by the IRS for the 2013 and 2014 tax years, and have various ongoing audits for state income tax returns. These audits include questioning of the timing and the amount of income and deductions and the allocation of income among various tax jurisdictions. These

examinations may lead to proposed or ordinary course adjustments to our taxes. We are no longer subject to tax examinations by tax authorities for years prior to 2009. As of December 31, 2019, no material assessments have resulted, except as noted below regarding our 2009, 2010, and 2011 IRS audit with Expedia and our 2012 and 2013 standalone IRS audit.

In January 2017 and April 2019, as part of the IRS audit of Expedia, we received Notices of Proposed Adjustment from the IRS for the 2009, 2010, and 2011 tax years. Subsequently, in September 2019, as part of Tripadvisor's standalone audit, we received Notices of Proposed Adjustment from the IRS for the 2012 and 2013 tax years. These proposed adjustments are related to certain transfer pricing arrangements with our foreign subsidiaries, and would result in an increase to our worldwide income tax expense in an estimated range of \$35 million to \$40 million at the close of the audit if the IRS prevails, after consideration of competent authority relief and Transition Tax, exclusive of interest and penalties. We disagree with the proposed adjustments and we intend to defend our position through applicable administrative and, if necessary, judicial remedies. Our policy is to review and update tax reserves as facts and circumstances change. Based on our interpretation of the regulations and available case law, we believe the position we have taken with regard to transfer pricing with our foreign subsidiaries is sustainable. In addition to the risk of additional tax for 2009 through 2013 transactions, if the IRS were to seek transfer pricing adjustments of a similar nature for transactions in subsequent years, we would be subject to significant additional tax liabilities.

The Organization for Economic Cooperation and Development ("OECD") has been working on a Base Erosion and Profit Shifting Project, and issued the Action 1 report in 2015 to address the tax challenges arising from digitalization. Since then, the OECD/G20 Inclusive Framework have issued various guidelines, policy notes, and proposals that if adopted could result in an overhaul of the international taxation system under which our current tax obligations are determined. As the OECD/G20 Inclusive Framework drives toward a consensus long-term solution, several countries have introduced unilateral digital service tax initiatives which impose new types of non-income taxes, including taxes based on a percentage of revenue. In July 2019, France signed into law a 3% digital services tax to be applied retroactively as of January 1, 2019. We recorded an estimate of \$3 million for digital service tax in general and administrative expense on our consolidated statement of operations during the year ended December 31, 2019; however, we continue to assess the financial impact of this new law. We are also monitoring other U.S. states and countries in which we do business, such as Italy, Spain, and the U.K., who have enacted or proposed similar taxes which will be applicable or are likely to be applicable at some point during 2020. We will continue to monitor developments and determine the financial impact worldwide of these initiatives.

As a result of the 2017 Tax Act, foreign earnings may now generally be repatriated back to the U.S. without incurring U.S. federal income tax. Historically, we have asserted our intention to indefinitely reinvest the cumulative undistributed earnings of our foreign subsidiaries. In response to increased cash requirements in the U.S. related to our declaration of a special cash dividend and other strategic initiatives during the fourth quarter of 2019, we determined that we no longer consider \$501 million of these foreign earnings to be indefinitely reinvested. During the year ended December 31, 2019, we recorded a deferred tax liability of \$1 million for the U.S. state income tax and foreign withholding tax liabilities on the cumulative undistributed foreign earnings that are not indefinitely reinvested. We intend to indefinitely reinvest \$118 million of our foreign earnings in our non-US subsidiaries. Determination of the amount of unrecognized deferred income tax liability related to these earnings is not practicable.

Refer to "Note 11: *Income Taxes*" in the notes to our consolidated financial statements in Item 8 on this Annual Report on Form 10-K for further information on the impact of the 2017 Tax Act, potential contingencies surrounding current audits by the IRS and various other domestic and foreign tax authorities, and other income tax and non-income tax matters.

Certain Relationships and Related Party Transactions

For information on our related party transactions, refer to "Note 17: *Related Party Transactions*" in the notes to our consolidated financial statements in Item 8 on this Annual Report on Form 10-K.

Critical Accounting Policies and Estimates

We prepare our consolidated financial statements and accompanying notes in accordance with GAAP. Preparation of the consolidated financial statements and accompanying notes requires that management make estimates and assumptions that affect the reported amounts of assets and liabilities and the disclosure of contingent assets and liabilities as of the date of the consolidated financial statements as well as revenue and expenses during the periods reported. Management bases its estimates on historical experience, when applicable and other assumptions that it believes are reasonable under the circumstances. Actual results may differ from estimates under different assumptions or conditions.

There are certain critical policies and estimates that we believe require that management use significant judgment and estimates in applying those policies in the preparation of our consolidated financial statements. We consider an accounting estimate to be critical if:

- It requires us to make an assumption because information was not available at the time or it included matters that were highly uncertain at the time we were making the estimate; and/or
- Changes in the estimate or different estimates that we could have selected may have had a material impact on our financial condition or results of operations.

Refer to “Note 2: *Significant Accounting Policies*” in the notes to our consolidated financial statements in Item 8 on this Annual Report on Form 10-K for an overview of our significant accounting policies and new accounting pronouncements that we have adopted or that we plan to adopt that have had or may have an impact on our financial statements.

A discussion of information about the nature and rationale for our critical accounting estimates is below:

Recognition and Recoverability of Goodwill, Definite-Lived Intangibles, and Other Long-Term Assets

We account for acquired businesses using the acquisition method of accounting which requires that the tangible assets and identifiable intangible assets acquired and assumed liabilities be recorded at the date of acquisition at their respective fair values. Any excess purchase price over the estimated fair value of the net tangible and intangible assets acquired is allocated to goodwill. When determining the fair values of assets acquired and liabilities assumed, management makes significant estimates and assumptions, especially with respect to intangible assets. Significant estimates in valuing certain intangible assets include but are not limited to future expected cash flows from customer and supplier relationships, acquired technology and trade names from a market participant perspective, useful lives and discount rates. Management’s estimates of fair value are based upon assumptions believed to be reasonable, but which are inherently uncertain and unpredictable and, as a result, actual results may differ from estimates. Valuations are performed by management or third party valuation specialists under management's supervision, where appropriate.

We subsequently assess goodwill, which is not amortized, for impairment annually during the fourth quarter, or more frequently, if events and circumstances indicate impairment may have occurred. We test goodwill for impairment at the reporting unit level. Goodwill is assigned to reporting units that are expected to benefit from the synergies of the business combination as of the acquisition date. We evaluate our reporting units when changes in our operating structure occur, and if necessary, reassign goodwill using a relative fair value allocation approach. Once goodwill has been allocated to the reporting units, it no longer retains its identification with a particular acquisition and becomes identified with the reporting unit in its entirety. Accordingly, the fair value of the reporting unit as a whole is available to support the recoverability of its goodwill.

The Company has the option to qualitatively assess whether it is more likely than not that the fair value of a reporting unit is less than its carrying value. In the evaluation of goodwill for impairment, we generally first perform a qualitative assessment to determine whether it is more likely than not (i.e., a likelihood of more than 50%) that the estimated fair value of the reporting unit is less than the carrying amount. Periodically, we may choose to forgo the initial qualitative assessment and proceed directly to a quantitative analysis to assist in our annual evaluation. When assessing goodwill for impairment, our decision to perform a qualitative impairment assessment for an individual reporting unit in a given year is influenced by a number of factors, including, but not limited to, the size of the reporting unit's goodwill, the significance of the excess of the reporting unit's estimated fair value over carrying

value at the last quantitative assessment date, the amount of time in between quantitative fair value assessments from the date of acquisition to establish an updated baseline quantitative analysis, and other performance and market indicators. During a qualitative assessment, if we determine that it is not more likely than not that the implied fair value of the goodwill is less than its carrying amount, no further testing is necessary. If, however, we determine that it is more likely than not that the implied fair value of the goodwill is less than its carrying amount, we then perform a quantitative assessment and compare the estimated fair value of the reporting unit to the carrying value. If the carrying value of a reporting unit exceeds its estimated fair value, the goodwill impairment is measured using the difference between the carrying value and the fair value of the reporting unit; however, any loss recognized cannot exceed the total amount of goodwill allocated to that reporting unit.

In determining the estimated fair values of reporting units in a quantitative goodwill impairment test, we generally use a blend of the following recognized valuation methods: the income approach (discounted cash flows model) and the market valuation approach, which we believe compensates for the inherent risks of using either model on a stand-alone basis. The discounted cash flows model indicates the fair value of the reporting units based on the present value of the cash flows that we expect the reporting units to generate in the future. Our significant estimates in the discounted cash flows model include: weighted average cost of capital; long-term rate of growth and profitability of the reporting unit; income tax rates and working capital effects. The market valuation approach indicates the fair value of the business based on a comparison to comparable publicly traded firms in similar lines of business and other precedent transactions. Our significant estimates in the market approach model include identifying similar companies with comparable business factors such as size, growth, profitability, risk and return on investment and assessing comparable revenue and/or income multiples in estimating the fair value of the reporting units. Valuations are performed by management or third party valuation specialists under management's supervision, where appropriate. We believe that the estimated fair values assigned to our reporting units in impairment tests are based on reasonable assumptions that marketplace participants would use. However, such assumptions are inherently uncertain and actual results could differ from those estimates. The use of different assumptions, estimates or judgments could trigger the need for an impairment charge, or materially increase or decrease the amount of any such impairment charge.

During the first quarter of 2019, the composition of our reportable segments was revised, as discussed in "Note 1: *Organization and Business Description*." Prior to implementing the revised segment reporting structure, our previously disclosed Hotel segment was considered a single reporting unit. Following the change in reportable segments, our legacy Hotel reporting unit was split into four distinct reporting units – (1) Hotels, Media & Platform, (2) SmarterTravel, (3) Flights, Cruises and Car; and (4) Tripadvisor China for the purposes of goodwill impairment testing. As a result, we first performed a qualitative assessment on our previous Hotel reporting unit prior to implementing the revised segment reporting structure and determined that it was more likely than not that the fair value of this reporting unit was greater than the carrying value, which was consistent with our conclusion in the fourth quarter of 2018. We then performed a goodwill impairment test for each of the new reporting units upon the change in reportable segments using a quantitative assessment. We concluded the estimated fair values were significantly in excess of the carrying values for these reporting units. We also performed sensitivity analyses, such as calculating estimated fair values using different rates for the weighted-average cost of capital and long-term rates of growth in the income approach and different revenue/income multiples in our market approach, and the estimated fair values remained in excess of the carrying values. Therefore, no indications of impairment were identified as a result of these changes in the first quarter of 2019.

During the Company's annual goodwill impairment test during the fourth quarter of 2019, a qualitative assessment was performed for the following reporting units: (1) Hotels, Media & Platform, (2) SmarterTravel, (3) Flights, Cruises and Car, (4) Dining; and (5) Experiences, while a quantitative assessment of the Rentals and Tripadvisor China reporting units goodwill was performed. For fiscal 2019, we determined the fair value of all our reporting units were in excess of their carrying values. Accordingly, we did not recognize any impairment charges during the year ending December 31, 2019. As part of our qualitative assessment for our 2019 goodwill impairment analysis of our reporting units, the factors that we considered included, but were not limited to: (a) changes in macroeconomic conditions in the overall economy and the specific markets in which we operate, (b) our ability to access capital, (c) changes in the online travel industry, (d) changes in the level of competition, (e) evaluation of current and future forecasted financial results of the reporting units, (f) comparison of our current financial performance to historical and budgeted results of the reporting units, (g) change in excess of the Company's market capitalization over its book value including the decrease in the Company's market price during 2019, (h) changes in estimates, valuation inputs, and/or assumptions since the last quantitative analysis of the reporting units, (i) changes

in the regulatory environment; (j) changes in strategic outlook or organizational structure and leadership of the reporting units; and (k) other relevant factors, and how these factors might impact specific performance in future periods.

We also periodically review the carrying amount of our definite-lived intangible assets and other long-term assets, including property and equipment and website and internal use software, to determine whether current events or circumstances indicate that such carrying amounts may not be recoverable. Factors that would necessitate an impairment assessment include a significant adverse change in the extent or manner in which an asset is used, a significant adverse change in legal factors or the business climate that could affect the value of the asset, or a significant decline in the observable market value of an asset, among others. If such facts indicate a potential impairment, we assess the recoverability of the asset group by determining if the carrying value of the asset group exceeds the sum of the projected undiscounted cash flows expected to result from the use and eventual disposition of the assets over the remaining economic life of the primary asset of the group. If the recoverability test indicates that the carrying value of the asset group is not recoverable, we will estimate the fair value of the asset group using appropriate valuation methodologies which would typically include an estimate of discounted cash flows, using an appropriate discount rate. Any impairment would be measured by the amount that the carrying values, of such asset groups, exceed their fair value and would be included in operating income on the consolidated statement of operations. Considerable management judgment is necessary to estimate the fair value of asset groups. Accordingly, actual results could vary significantly from such estimates. We have not identified any circumstances that would warrant an impairment charge for any recorded definite-lived intangibles or other long term assets on our consolidated balance sheet at December 31, 2019.

In addition, we hold investments in non-marketable equity securities of privately-held companies, which do not have a readily determinable fair value. Our policy is to measure these investments at cost less impairment, if any, plus or minus changes resulting from observable price changes in orderly transactions for the identical or a similar investment of the same issuer such observable price changes may include instances where the investee issues equity securities to new investors, thus creating a new indicator of fair value, as an example. On a quarterly basis, we perform a qualitative assessment considering impairment indicators to evaluate whether these investments are impaired and also monitor for any observable price changes. When indicators of impairment exist, we prepare a quantitative assessment of the fair value of our equity investments, which may include using both the market and income approaches which require judgment and the use of estimates, including discount rates, investee revenues and costs, and available comparable market data of private and public companies, among others. Valuations of such privately-held companies are inherently complex and uncertain due to the lack of liquid market for the company's securities. In addition, such investments are inherently risky in that such companies are typically at an early stage of development, may have no or limited revenues, may not be or may never become profitable, may not be able to secure additional funding or their technologies, services or products may not be successfully developed or introduced into the market.

Income Taxes

We record income taxes under the asset and liability method. Deferred tax assets and liabilities reflect our estimation of the future tax consequences of temporary differences between the carrying amounts of assets and liabilities for book and tax purposes. We determine deferred income taxes based on the differences in accounting methods and timing between financial statement and income tax reporting. Accordingly, we determine the deferred tax asset or liability for each temporary difference based on the enacted income tax rates expected to be in effect when we realize the underlying items of income and expense. We consider all relevant factors when assessing the likelihood of future realization of our deferred tax assets, including our recent earnings experience by jurisdiction, expectations of future taxable income and the carryforward periods available to us for tax reporting purposes, as well as assessing available tax planning strategies. We may establish a valuation allowance to reduce deferred tax assets to the amount we believe is more likely than not to be realized. We classify deferred tax assets and liabilities as noncurrent on our consolidated balance sheet. Due to inherent complexities arising from the nature of our businesses, future changes in income tax law, tax sharing agreements or variances between our actual and anticipated operating results, we make certain judgments and estimates. Therefore, actual income taxes could materially vary from these estimates.

We record liabilities to address uncertain tax positions we have taken in previously filed tax returns or that we expect to take in a future tax return. The determination for required liabilities is based upon an analysis of each

individual tax position, taking into consideration whether it is more likely than not that our tax position, based on technical merits, will be sustained upon examination. For those positions for which we conclude it is more likely than not it will be sustained, we recognize the largest amount of tax benefit that is greater than 50% likely of being realized upon ultimate settlement with the taxing authority. The difference between the amount recognized and the total tax position is recorded as a liability. The ultimate resolution of these tax positions may be greater or less than the liabilities recorded.

On December 22, 2017, the 2017 Tax Act was signed into United States tax law. The legislation significantly changed U.S. tax law by, among other provisions, lowering corporate income tax rates, and imposing Transition Tax. The 2017 Tax Act permanently reduced the U.S. corporate income tax rate from a maximum of 35% to a flat 21% rate, effective January 1, 2018. The 2017 Tax Act also provided for prospective changes that began in 2018. Under GAAP, the effects of changes in income tax rates and laws are recognized in the period in which the new legislation is enacted.

We are subject to additional requirements of the 2017 Tax Act which began during the year ended December 31, 2018. Those provisions include a deduction for foreign derived intangible income (“FDII”), GILTI, a limitation of certain executive compensation, and other provisions which are not material. We have elected to account for GILTI as a period cost, and therefore included GILTI expense in the effective income tax rate calculation. Our 2019 effective income tax rate includes our estimates of these new provisions, with a net tax benefit of \$3 million recorded during the year ended December 31, 2019 to our consolidated statement of operations. Our estimates may be revised in future periods as we obtain additional data, and as the IRS issues new guidance implementing the law changes.

Refer to “Note 11: *Income Taxes*” in the notes to our consolidated financial statements in Item 8 on this Annual Report on Form 10-K for further information on income taxes.

Item 7A. Quantitative and Qualitative Disclosures About Market Risk

Market Risk Management

Market risk refers to the risk of loss arising from adverse changes in stock prices, interest rates and foreign currency exchange rates. We are exposed to market risks primarily due to our international operations, and our ongoing investment and financial activities. The risk of loss can be assessed from the perspective of adverse changes in our future earnings, cash flows, fair values, and financial condition. Our exposure to market risk generally includes our credit facilities, derivative instruments, cash, cash equivalents, marketable securities, accounts receivable, intercompany receivables/payables, accounts payable, deferred merchant payables and other transactions denominated in foreign currencies. We have established policies, procedures and internal processes governing our management of market risks and the use of financial instruments to manage and attempt to mitigate our exposure to such risks.

Interest Rates

Our primary exposure to changes in interest rates relates primarily to our investment portfolio and borrowings, if any, under our existing credit facilities.

Changes in interest rates affect the amount of interest earned on our cash, cash equivalents, and marketable securities, and the fair value of those securities. Our interest income and expense is most sensitive to fluctuations in U.S. interest rates. We generally invest our excess cash in cash deposits at major global banks, money market funds, and marketable securities. Our investment policy and strategy are focused on preservation of capital and supporting our liquidity requirements. We invest in highly-rated securities, and our investment policy limits the amount of credit exposure to any one issuer. Our investment policy requires our investments to be investment grade, with the primary objective of minimizing the potential risk of principal loss.

In order to provide a meaningful assessment of the interest rate risk associated with our investment portfolio, we performed a sensitivity analysis to determine the impact a change in interest rates would have on the value of our current investment portfolio assuming a 100 basis point parallel shift in the yield curve. Based on our investment positions as of December 31, 2018, a hypothetical 100 basis point increase in interest rates across all maturities

would not have resulted in a material decline in the fair value of the portfolio. In addition, such losses would only be realized if we sold the investments prior to maturity. As of December 31, 2019, we had no outstanding cash equivalents or marketable securities in our investment portfolio, and no outstanding borrowings under our existing credit facilities. Refer to “Note 7: *Financial Instruments and Fair Value Measurements*” and “Note 10: *Debt*” in the notes to our consolidated financial statements in Item 8 on this Annual Report on Form 10-K for further information on our investment portfolio, other financial instruments and our existing credit facilities.

We currently do not hedge our interest rate risk; however, we are continually evaluating the interest rate market, and if we become increasingly exposed to potentially volatile movements in interest rates, and if these movements are material, this could cause us to adjust our financing strategy. We did not experience material changes in interest rate exposures or any material financial impact from adverse changes in interest rates for the years ended December 31, 2019, 2018 or 2017.

Foreign Currency Exchange Rates

We conduct business in certain international markets, largely in the Europe, including the U.K., and also in countries such as Singapore and Australia. Because we operate in international markets, we have exposure to different economic climates, political arenas, tax systems and regulations that could affect foreign currency exchange rates.

Some of our subsidiaries maintain their accounting records in their respective local currencies other than the U.S. dollar. Consequently, changes in foreign currency exchange rates may impact the translation of those subsidiary’s financial statements into U.S. dollars. As a result, we face exposure to adverse movements in foreign currency exchange rates as the financial results of our non-U.S. dollar operations are translated from local currency, or functional currency, into U.S. dollars upon consolidation. If the U.S. dollar weakens against the functional currency, the translation of these foreign-currency-denominated balances will result in increased net assets, revenue, operating expenses, operating income and net income upon consolidation. Similarly, our net assets, revenue, operating expenses, operating income and net income will decrease upon consolidation if the U.S. dollar strengthens against the functional currency. The effect of foreign currency exchange on our business historically has varied from quarter to quarter and may continue to do so, potentially materially. In order to provide a meaningful assessment of the foreign currency exchange rate risk associated with our consolidated financial statements, we performed a sensitivity analysis. A hypothetical 10% decrease of the foreign currency exchange rates relative to the U.S. dollar, or strengthening of the U.S. dollar, would generate an unrealized loss of approximately \$38 million related to a decrease in our net assets as of December 31, 2019, which would initially be recorded to accumulated other comprehensive income (loss) on our consolidated balance sheet.

In addition, foreign currency exchange rate fluctuations on transactions denominated in currencies other than the functional currency result in transactional gains and losses. We recognize these transactional gains and losses (primarily Euro currency transactions) in our consolidated statements of operations and have recorded foreign currency exchange losses of \$3 million and \$6 million for the years ended December 31, 2019 and 2018, respectively, and a gain of \$1 million for the year ended December 31, 2017, in “Other income (expense), net” on our consolidated statements of operations. Future transactional gains and losses are inherently difficult to predict as they are reliant on how the multiple currencies in which we transact fluctuate in relation to the U.S. dollar and other functional currencies, and the relative composition and denomination of monetary assets and liabilities each period.

We currently manage our exposure to foreign currency risk through internally established policies and procedures. To the extent practicable, we minimize our foreign currency exposures by maintaining natural hedges between our current assets and current liabilities in similarly denominated foreign currencies, as well as, using derivative financial instruments. We use foreign currency forward exchange contracts to manage certain short-term foreign currency risk to try and reduce the effects of fluctuating foreign currency exchange rates on our cash flows denominated in foreign currencies. We do not use financial instruments for trading purposes and are not a party to any leveraged derivatives. Our objective is to hedge only those foreign currency exposures that can be confidently identified and quantified and that may result in significant impacts to our cash or the consolidated statement of operations. Our policy does not allow speculation in derivative instruments for profit or execution of derivative instrument contracts for which there are no underlying exposures.

Our foreign currency forward exchange contracts, to date, have principally addressed foreign currency exchange fluctuation risk between the Euro and the U.S. dollar. We have accounted for our derivative instruments to date, which have not been designated as hedges under GAAP, as either assets or liabilities and carry them at fair value. We had one outstanding forward currency contract as of December 31, 2019 with a total notional value of \$10 million. We had two outstanding forward currency contracts as of December 31, 2018 with a total notional value of \$13 million. These outstanding forward currency contracts were not designated as hedges and had maturities of less than 90 days. We recognize gains and losses from our derivative contracts in our consolidated statement of operations and have recorded a net gain of \$1 million for the year ended December 31, 2019, a net loss of \$3 million for the year ended December 31, 2018, and was not material for the year ended December 31, 2017, respectively, in “Other income (expense), net” on our consolidated statements of operations. Refer to “Note 7: *Financial Instruments and Fair Value Measurements*” in the notes to the consolidated financial statements in Item 8 on this Annual Report on Form 10-K for further detail on our derivative instruments.

As we increase our operations in international markets, our exposure to potentially volatile movements in foreign currency exchange rates increases. The economic impact to us of foreign currency exchange rate movements is linked to variability in real growth, inflation, interest rates, governmental actions, and other factors. These changes, if material, could cause us to adjust our foreign currency risk strategies. For example, Brexit has caused significant volatility in currency exchange rates, especially between the U.S. dollar and the British pound. Although the U.K. ceased to be a member of the E.U. on January 31, 2020, the U.K. and E.U. will continue to work on the terms of the departure through a transition period ending December 31, 2020. Continued uncertainty regarding Brexit may result in future exchange rate volatility. Since the final terms of the U.K.’s exit from the E. U. remain uncertain, we are unable to predict the effect Brexit will have on our business and results of operations.

Item 8. Financial Statements and Supplementary Data

Index to Financial Statements and Supplementary Data:

Report of Independent Registered Public Accounting Firm	61
Consolidated Statements of Operations for the years ended December 31, 2019, 2018 and 2017.....	63
Consolidated Statements of Comprehensive Income for the years ended December 31, 2019, 2018 and 2017	64
Consolidated Balance Sheets as of December 31, 2019 and 2018.....	65
Consolidated Statements of Changes in Stockholders' Equity for the years ended December 31, 2019, 2018 and 2017	66
Consolidated Statements of Cash Flows for the years ended December 31, 2019, 2018 and 2017	67
Notes to Consolidated Financial Statements.....	68

REPORT OF INDEPENDENT REGISTERED PUBLIC ACCOUNTING FIRM

To the Stockholders and Board of Directors
Tripadvisor, Inc.:

Opinion on the Consolidated Financial Statements

We have audited the accompanying consolidated balance sheets of Tripadvisor, Inc. and subsidiaries (the Company) as of December 31, 2019 and 2018, the related consolidated statements of operations, comprehensive income, changes in stockholders' equity, and cash flows for each of the years in the three-year period ended December 31, 2019, and the related notes (collectively, the consolidated financial statements). In our opinion, the consolidated financial statements present fairly, in all material respects, the financial position of the Company as of December 31, 2019 and 2018, and the results of its operations and its cash flows for each of the years in the three-year period ended December 31, 2019, in conformity with U.S. generally accepted accounting principles.

We also have audited, in accordance with the standards of the Public Company Accounting Oversight Board (United States) (PCAOB), the Company's internal control over financial reporting as of December 31, 2019, based on criteria established in *Internal Control – Integrated Framework (2013)* issued by the Committee of Sponsoring Organizations of the Treadway Commission", and our report dated February 19, 2020 expressed an unqualified opinion on the effectiveness of the Company's internal control over financial reporting.

Basis for Opinion

These consolidated financial statements are the responsibility of the Company's management. Our responsibility is to express an opinion on these consolidated financial statements based on our audits. We are a public accounting firm registered with the PCAOB and are required to be independent with respect to the Company in accordance with the U.S. federal securities laws and the applicable rules and regulations of the Securities and Exchange Commission and the PCAOB.

We conducted our audits in accordance with the standards of the PCAOB. Those standards require that we plan and perform the audit to obtain reasonable assurance about whether the consolidated financial statements are free of material misstatement, whether due to error or fraud. Our audits included performing procedures to assess the risks of material misstatement of the consolidated financial statements, whether due to error or fraud, and performing procedures that respond to those risks. Such procedures included examining, on a test basis, evidence regarding the amounts and disclosures in the consolidated financial statements. Our audits also included evaluating the accounting principles used and significant estimates made by management, as well as evaluating the overall presentation of the consolidated financial statements. We believe that our audits provide a reasonable basis for our opinion.

Critical Audit Matter

The critical audit matter communicated below is a matter arising from the current period audit of the consolidated financial statements that was communicated or required to be communicated to the audit committee and that: (1) relates to accounts or disclosures that are material to the consolidated financial statements and (2) involved our especially challenging, subjective, or complex judgments. The communication of a critical audit matter does not alter in any way our opinion on the consolidated financial statements, taken as a whole, and we are not, by communicating the critical audit matter below, providing a separate opinion on the critical audit matter or on the accounts or disclosures to which it relates.

Evaluation of the sufficiency of audit evidence over revenue

As discussed in Notes 2 and 4 to the consolidated financial statements, and disclosed in the consolidated statements of operations, the Company had \$1.560 billion in revenue for the year ended December 31, 2019, of which \$779 million was hotels related, \$160 million was display and platform related, \$456 million related to experiences and dining and \$165 million of other revenue. Each of these categories of revenue has multiple

revenue streams and the Company's processes and information technology (IT) systems differ between each revenue stream.

We identified the evaluation of sufficiency of audit evidence over revenue as a critical audit matter. This matter required especially subjective auditor judgment due to the number of revenue streams and the related IT applications utilized throughout the revenue recognition processes. Subjective auditor judgment was required to evaluate that relevant revenue data was captured and aggregated throughout these various IT applications. This matter also included determining the revenue streams over which procedures would be performed and evaluating the nature and extent of evidence obtained over each revenue stream, both of which included the involvement of IT professionals with specialized skills and knowledge.

The primary procedures performed to address this critical audit matter included the following. We performed risk assessment procedures and applied auditor judgment to determine the nature and extent of procedures to be performed over revenue. For each revenue stream where procedures were performed, we:

- Tested certain internal controls over the Company's revenue processes, including the Company's controls over the accurate recording of amounts.
- For certain revenue streams, assessed the recorded revenue by selecting a sample of transactions and compared the amounts recognized for consistency with underlying documentation, including evidence of contracts with customers.
- For certain revenue streams, assessed the recorded revenue by comparing the total cash received during the year to the revenue recognized, including evaluating the relevance and reliability of the inputs to the assessment.

We involved IT professionals with specialized skills and knowledge, who assisted in:

- Testing certain IT applications used by the Company in its revenue recognition process.
- Testing the transfer of relevant revenue data between certain systems used in the revenue recognition process.

In addition, we evaluated the overall sufficiency of audit evidence obtained over revenue.

/s/ KPMG LLP

We have served as the Company's auditor since 2014.

Boston, Massachusetts
February 19, 2020

TRIPADVISOR, INC.
CONSOLIDATED STATEMENTS OF OPERATIONS
(in millions, except per share amounts)

	Year ended December 31,		
	2019	2018	2017
Revenue (Note 4)	\$ 1,560	\$ 1,615	\$ 1,556
Costs and expenses:			
Cost of revenue (1)(2)	94	86	72
Selling and marketing (2)	672	778	849
Technology and content (2)	294	275	243
General and administrative (2)	187	177	157
Depreciation	93	82	79
Amortization of intangible assets	33	34	32
Total costs and expenses	1,373	1,432	1,432
Operating income	187	183	124
Other income (expense):			
Interest expense	(7)	(12)	(15)
Interest income	17	7	1
Other income (expense), net (Note 19)	(3)	(5)	—
Total other income (expense), net	7	(10)	(14)
Income before income taxes	194	173	110
Provision for income taxes (Note 11)	(68)	(60)	(129)
Net income (loss)	<u>\$ 126</u>	<u>\$ 113</u>	<u>\$ (19)</u>
Earnings (loss) per share attributable to common stockholders			
(Note 5):			
Basic	\$ 0.91	\$ 0.82	\$ (0.14)
Diluted	\$ 0.89	\$ 0.81	\$ (0.14)
Weighted average common shares outstanding (Note 5):			
Basic	139	138	140
Diluted	141	140	140
(1) Excludes amortization expense as follows:			
Amortization of acquired technology included in amortization of intangible assets	\$ 10	\$ 8	\$ 8
Amortization of website development costs included in depreciation	63	59	54
	<u>\$ 73</u>	<u>\$ 67</u>	<u>\$ 62</u>
(2) Includes stock-based compensation expense as follows			
(Note 6):			
Cost of revenue	\$ 1	\$ 1	\$ —
Selling and marketing	\$ 23	\$ 21	\$ 21
Technology and content	\$ 55	\$ 51	\$ 40
General and administrative	\$ 45	\$ 45	\$ 35

The accompanying notes are an integral part of these consolidated financial statements.

TRIPADVISOR, INC.
CONSOLIDATED STATEMENTS OF COMPREHENSIVE INCOME
(in millions)

	Year ended December 31,		
	2019	2018	2017
Net income (loss)	\$ 126	\$ 113	\$ (19)
Other comprehensive income (loss), net of tax:			
Foreign currency translation adjustments, net of tax (1)	1	(20)	35
Reclassification adjustment for net losses included in net income	(2)	—	—
Total other comprehensive income (loss), net of tax	(1)	(20)	35
Comprehensive income	<u>\$ 125</u>	<u>\$ 93</u>	<u>\$ 16</u>

- (1) Through the year ended December 31, 2018, foreign currency translation adjustments excluded a provision for U.S. federal and state income taxes as a result of the Company's intention to indefinitely reinvest the earnings of its international subsidiaries outside of the United States. In response to increased cash requirements in the U.S. related to the Company's declaration of a special cash dividend and other strategic initiatives during the fourth quarter of 2019, we determined that we no longer consider certain foreign earnings to be indefinitely reinvested. The deferred income tax liability related to foreign currency translation adjustments is not material. Refer to "Note 11: *Income Taxes*" for further information.

The accompanying notes are an integral part of these consolidated financial statements.

TRIPADVISOR, INC.
CONSOLIDATED BALANCE SHEETS
(in millions, except number of shares and per share amounts)

	December 31, 2019	December 31, 2018
ASSETS		
Current assets:		
Cash and cash equivalents (Note 7)	\$ 319	\$ 655
Short-term marketable securities (Note 7)	—	15
Accounts receivable and contract assets, net of allowance for doubtful accounts of \$25 and \$21, respectively (Note 2, Note 4)	183	212
Prepaid expenses and other current assets	31	33
Total current assets	533	915
Property and equipment, net (Note 8)	270	253
Operating lease right-of-use assets (Note 2)	74	—
Intangible assets, net (Note 9)	110	118
Goodwill (Note 9)	840	756
Deferred income taxes, net (Note 11)	7	27
Non-marketable investments (Note 7)	55	12
Other long-term assets	95	86
TOTAL ASSETS	\$ 1,984	\$ 2,167
LIABILITIES AND STOCKHOLDERS' EQUITY		
Current liabilities:		
Accounts payable	\$ 11	\$ 15
Deferred merchant payables (Note 2)	159	164
Deferred revenue (Note 4)	62	63
Accrued expenses and other current liabilities (Note 12)	203	151
Total current liabilities	435	393
Deferred income taxes, net (Note 11)	8	21
Other long-term liabilities (Note 13)	380	282
Total Liabilities	823	696
Commitments and contingencies (Note 14)		
Stockholders' equity: (Note 16)		
Preferred stock, \$0.001 par value	—	—
Authorized shares: 100,000,000		
Shares issued and outstanding: 0 and 0		
Common stock, \$0.001 par value	—	—
Authorized shares: 1,600,000,000		
Shares issued: 138,698,307 and 137,158,010, respectively		
Shares outstanding: 124,581,773 and 125,101,322, respectively		
Class B common stock, \$0.001 par value	—	—
Authorized shares: 400,000,000		
Shares issued and outstanding: 12,799,999 and 12,799,999, respectively		
Additional paid-in capital	1,150	1,037
Retained earnings	681	1,043
Accumulated other comprehensive income (loss)	(63)	(62)
Treasury stock-common stock, at cost, 14,116,534 and 12,056,688 shares, respectively	(607)	(547)
Total Stockholders' Equity	1,161	1,471
TOTAL LIABILITIES AND STOCKHOLDERS' EQUITY	\$ 1,984	\$ 2,167

The accompanying notes are an integral part of these consolidated financial statements.

TRIPADVISOR, INC.
CONSOLIDATED STATEMENTS OF CHANGES IN STOCKHOLDERS' EQUITY
(in millions, except number of shares and per share amounts)

	Common stock		Class B common stock		Additional paid-in capital	Retained earnings	Accumulated other comprehensive income (loss)	Treasury stock		Total
	Shares	Amount	Shares	Amount				Shares	Amount	
Balance as of December 31, 2016	134,706,467	\$ —	12,799,999	\$ —	\$ 831	\$ 945	\$ (77)	(3,395,487)	\$ (197)	\$ 1,502
Net loss						(19)				(19)
Other comprehensive income (loss)							35			35
Issuance of common stock related to exercise of options and vesting of RSUs	910,796	—			3					3
Repurchase of common stock (Note 16)								(6,079,003)	(250)	(250)
Withholding taxes on net share settlements of equity awards					(17)					(17)
Stock-based compensation (Note 6)					109					109
Balance as of December 31, 2017	135,617,263	\$ —	12,799,999	\$ —	\$ 926	\$ 926	\$ (42)	(9,474,490)	\$ (447)	\$ 1,363
Net income						113				113
Cumulative effect adjustment from adoption of new accounting guidance						4				4
Other comprehensive income (loss)							(20)			(20)
Issuance of common stock related to exercise of options and vesting of RSUs	1,540,747	—			6					6
Repurchase of common stock (Note 16)								(2,582,198)	(100)	(100)
Withholding taxes on net share settlements of equity awards					(26)					(26)
Stock-based compensation (Note 6)					131					131
Balance as of December 31, 2018	137,158,010	\$ —	12,799,999	\$ —	\$ 1,037	\$ 1,043	\$ (62)	(12,056,688)	\$ (547)	\$ 1,471
Net income						126				126
Cumulative effect adjustment from adoption of new accounting guidance (Note 2)						3				3
Other comprehensive income (loss), net of tax							(1)			(1)
Issuance of common stock related to exercise of options and vesting of RSUs	1,540,297	—			2					2
Repurchase of common stock (Note 16)								(2,059,846)	(60)	(60)
Cash dividends declared to common stockholders (declared at \$3.50 per share) (Note 16)							(488)			(488)
Common stock dividend equivalents awarded to holders of nonvested restricted stock units (Note 16)							(3)			(3)
Withholding taxes on net share settlements of equity awards					(29)					(29)
Stock-based compensation (Note 6)					140					140
Balance as of December 31, 2019	138,698,307	\$ —	12,799,999	\$ —	\$ 1,150	\$ 681	\$ (63)	(14,116,534)	\$ (607)	\$ 1,161

The accompanying notes are an integral part of these consolidated financial statements.

TRIPADVISOR, INC.
CONSOLIDATED STATEMENTS OF CASH FLOWS
(in millions)

	Year ended December 31,		
	2019	2018	2017
Operating activities:			
Net income (loss)	\$ 126	\$ 113	\$ (19)
Adjustments to reconcile net income (loss) to net cash provided by operating activities:			
Depreciation of property and equipment, including amortization of internal-use software and website development	93	82	79
Amortization of intangible assets	33	34	32
Stock-based compensation expense (Note 6)	124	118	96
Deferred income tax expense (benefit) and other, net	14	12	39
Changes in operating assets and liabilities, net of effects from acquisitions and other investments:			
Accounts receivable and contract assets, prepaid expenses and other assets	23	(8)	(36)
Accounts payable, accrued expenses and other liabilities	(1)	22	—
Deferred merchant payables	(3)	14	14
Income tax receivables/payables, net	17	13	38
Deferred revenue	(2)	5	(5)
Net cash provided by operating activities	424	405	238
Investing activities:			
Capital expenditures, including internal-use software and website development	(83)	(61)	(64)
Acquisitions and other investments, net of cash acquired (Note 3)	(110)	(24)	—
Purchases of marketable securities	(133)	(16)	(63)
Sales of marketable securities	80	59	105
Maturities of marketable securities	70	5	28
Other investing activities, net	—	(12)	—
Net cash provided by (used in) investing activities	(176)	(49)	6
Financing activities:			
Repurchase of common stock (Note 16)	(60)	(100)	(250)
Payment of common stock cash dividends to stockholders (Note 16)	(488)	—	—
Proceeds from 2015 credit facility, net of financing costs (Note 10)	—	5	433
Payments to 2015 credit facility (Note 10)	—	(235)	(296)
Proceeds from Chinese credit facilities (Note 10)	—	2	—
Payments to Chinese credit facilities (Note 10)	—	(10)	—
Payments to 2016 credit facility (Note 10)	—	—	(73)
Payments of finance lease obligation (Note 2)	(5)	—	—
Proceeds from exercise of stock options	2	6	3
Payment of withholding taxes on net share settlements of equity awards	(29)	(26)	(17)
Net cash used in financing activities	(580)	(358)	(200)
Effect of exchange rate changes on cash, cash equivalents and restricted cash	(4)	(16)	17
Net increase (decrease) in cash, cash equivalents and restricted cash	(336)	(18)	61
Cash, cash equivalents and restricted cash at beginning of period	655	673	612
Cash, cash equivalents and restricted cash at end of period	\$ 319	\$ 655	\$ 673
Supplemental disclosure of cash flow information:			
Cash paid during the period for income taxes, net of refunds	\$ 47	\$ 53	\$ 62
Cash paid during the period for interest	\$ 6	\$ 8	\$ 13
Supplemental disclosure of non-cash investing and financing activities:			
Stock-based compensation capitalized with internal-use software and website development costs	\$ 19	\$ 13	\$ 13
Equity method investment acquired for non-cash consideration	\$ 41	\$ —	\$ —

The accompanying notes are an integral part of these consolidated financial statements.

TRIPADVISOR, INC.
NOTES TO CONSOLIDATED FINANCIAL STATEMENTS

NOTE 1: ORGANIZATION AND BUSINESS DESCRIPTION

We refer to Tripadvisor, Inc. and our wholly-owned subsidiaries as “Tripadvisor,” “the Company,” “us,” “we” and “our” in these notes to the consolidated financial statements.

On December 20, 2011, Expedia Group, Inc. (“Expedia”) completed a spin-off of Tripadvisor into a separate publicly traded Delaware corporation. We refer to this transaction as the “Spin-Off.” Tripadvisor’s common stock began trading on the NASDAQ as an independent public company on December 21, 2011, under the trading symbol “TRIP.”

On December 11, 2012, Liberty Interactive Corporation, or Liberty, purchased an aggregate of approximately 4.8 million shares of common stock of Tripadvisor from Barry Diller, our former Chairman of the Board of Directors and Senior Executive, and certain of his affiliates. As a result, Liberty beneficially owned approximately 18.2 million shares of our common stock and 12.8 million shares of our Class B common stock.

On August 27, 2014, the entire beneficial ownership of our common stock and Class B common stock held by Liberty was acquired by Liberty Tripadvisor Holdings, Inc., or LTRIP. Simultaneously, Liberty, LTRIP’s former parent company, distributed, by means of a dividend, to the holders of its Liberty Ventures common stock, Liberty’s entire equity interest in LTRIP. We refer to this transaction as the “Liberty Spin-Off”. As a result of the Liberty Spin-Off, effective August 27, 2014, LTRIP became a separate, publicly traded company holding 100% of Liberty’s interest in Tripadvisor.

As a result of these transactions, as of December 31, 2019, LTRIP beneficially owned approximately 18.2 million shares of our common stock and 12.8 million shares of our Class B common stock, which constitute 14.6% of the outstanding shares of common stock and 100% of the outstanding shares of Class B common stock. Assuming the conversion of all of LTRIP’s shares of Class B common stock into common stock, LTRIP would beneficially own 22.5% of the outstanding common stock. Because each share of Class B common stock is entitled to ten votes per share and each share of common stock is entitled to one vote per share, LTRIP may be deemed to beneficially own equity securities representing 57.9% of our voting power.

Description of Business

Tripadvisor is a leading online travel company and our mission is to help people around the world plan, book and experience the perfect trip. We operate a global travel platform that connects the world’s largest audience of prospective travelers with travel partners through rich content, price comparison tools, and online reservation and related services for destinations, accommodations, travel activities and experiences, and restaurants.

Under our flagship brand, Tripadvisor, we launched www.Tripadvisor.com in the United States in 2000. Since then, we have launched localized versions of the Tripadvisor website in 48 markets and 28 languages worldwide. Tripadvisor features 859 million reviews and opinions on 8.6 million places to stay, places to eat and things to do – including 1.4 million hotels, inns, B&Bs and specialty lodging, 842,000 rental properties, 5.2 million restaurants and 1.2 million travel activities and experiences worldwide. Tripadvisor’s rich content and engaged community attract the world’s largest travel audience, based on monthly unique visitors, including 463 million average monthly unique visitors in the third quarter of 2019 during the peak summer travel season. In addition to the flagship Tripadvisor brand, we own and operate a portfolio of travel media brands and businesses, operating under various websites including the following: www.airfarewatchdog.com, www.bokun.io, www.bookingbuddy.com, www.cruise critic.com, www.familyvacationcritic.com, www.flipkey.com, www.thefork.com (including www.lafourchette.com, www.eltenedor.com, www.restorando.com, and www.bookatable.co.uk), www.holidaylettings.co.uk, www.holidaywatchdog.com, www.housetrip.com, www.jetsetter.com, www.niumba.com, www.onetime.com, www.oyster.com, www.seatguru.com, www.singleplatform.com, www.smartertravel.com, www.vacationhomerentals.com, and www.viator.com.

During the first quarter of 2019, as part of our continuous review of the business, we evaluated our operations and realigned the reportable segment information which our chief operating decision maker, or CODM, regularly assesses to evaluate performance for operating decision-making purposes, including evaluation and allocation of resources. The CODM for the Company is our Chief Executive Officer. The revised segment reporting structure includes the following reportable segments: (1) Hotels, Media & Platform; and (2) Experiences & Dining. For further information on our segments and principal revenue streams within these segments refer to “Note 4: *Revenue Recognition*” and “Note 18: *Segment and Geographic Information*” in the notes to our consolidated financial statements. All prior period segment disclosure information has been reclassified to conform to the current reporting structure in this Form 10-K. These reclassifications had no effect on our consolidated financial statements in any period.

Seasonality

Consumers’ travel expenditures follow a seasonal pattern. Correspondingly, travel partners’ advertising investments and, therefore, our revenue and profits, also follow a seasonal pattern. Our financial performance tends to be seasonally highest in the second and third quarters of a given year, which includes the seasonal peak in consumer demand, traveler hotel and rental stays, and travel activities and experiences taken, compared to the first and fourth quarters, which represent seasonal low points. Significant shifts in our business mix or adverse economic conditions could result in future seasonal patterns that are different from historical trends.

NOTE 2: SIGNIFICANT ACCOUNTING POLICIES

Basis of Presentation and Consolidation

The accompanying consolidated financial statements include Tripadvisor, our wholly-owned subsidiaries, and entities we control, or in which we have a variable interest and are the primary beneficiary of expected cash profits or losses. All inter-company accounts and transactions have been eliminated in consolidation. Additionally, certain prior period amounts have been reclassified for comparability with the current period presentation. The accompanying consolidated financial statements have been prepared in accordance with generally accepted accounting principles in the United States (“GAAP”). We believe that the assumptions underlying our consolidated financial statements are reasonable. However, these consolidated financial statements do not present our future financial position, the results of our future operations and cash flows.

One of our subsidiaries that operates in China has variable interests in affiliated entities in China in order to comply with Chinese laws and regulations, which restrict foreign investment in Internet content provision businesses. Although we do not own the capital stock of these Chinese affiliates, we consolidate their results as we are the primary beneficiary of the cash losses or profits of these variable interest affiliates and have the power to direct the activity of these affiliates. Our variable interest entities’ financials results were not material for all periods presented. Investments in entities in which we do not have a controlling financial interest are accounted for under the equity method, the fair value option, as available-for-sale securities or at cost adjusted for observable price changes and impairments, as appropriate.

Accounting Estimates

We use estimates and assumptions in the preparation of our consolidated financial statements in accordance with GAAP. Our estimates and assumptions affect the reported amounts of assets and liabilities and disclosure of contingent assets and liabilities as of the date of our consolidated financial statements. These estimates and assumptions also affect the reported amount of net income or loss during any period. Our actual financial results could differ significantly from these estimates. The significant estimates underlying our consolidated financial statements include: (i) recognition and recoverability of goodwill, definite-lived intangibles and other long-lived assets; and (ii) accounting for income taxes. Refer to “Note 11: *Income Taxes*” for further discussion of our significant income tax amounts included in our consolidated financial statements.

Revenue Recognition

Refer to “Note 4: *Revenue Recognition*” for a discussion about our revenue recognition policies and other financial disclosures.

Cost of Revenue

Cost of revenue consists of expenses that are directly related or closely correlated to revenue generation, including direct costs, such as credit card and other booking transaction payment fees, data center costs, costs associated with prepaid tour tickets, ad serving fees, flight search fees, and other transaction costs. In addition, cost of revenue includes personnel and overhead expenses, including salaries, benefits, stock-based compensation and bonuses for certain customer support personnel who are directly involved in revenue generation.

Selling and Marketing

Selling and marketing expenses primarily consist of direct costs, including traffic generation costs from SEM and other online traffic acquisition costs, syndication costs and affiliate program commissions, social media costs, brand advertising (including television and other offline advertising), promotions and public relations. In addition, our sales and marketing expenses consist of indirect costs such as personnel and overhead expenses, including salaries, commissions, benefits, stock-based compensation, and bonuses for sales, sales support, customer support and marketing employees.

We incur advertising expense, which includes traffic generation costs from SEM and other online traffic costs, affiliate program commissions, display advertising, social media, and other online, and offline (primarily television) advertising expense, promotions and public relations to promote our brands. We expense the costs associated with communicating the advertisements in the period in which the advertisement takes place. We expense the production costs associated with advertisements in the period in which the advertisement first takes place. For the years ended December 31, 2019, 2018 and 2017, we recorded advertising expense of \$423 million, \$544 million, and \$629 million, respectively, in selling and marketing expense on our consolidated statements of operations. As of both December 31, 2019 and 2018, we had \$2 million of prepaid advertising expenses included in prepaid expenses and other current assets on our consolidated balance sheets. We expect to fully expense our prepaid advertising asset of \$2 million as of December 31, 2019 to the consolidated statement of operations during 2020.

Technology and Content

Technology and content expenses consist primarily of personnel and overhead expenses, including salaries and benefits, stock-based compensation expense, and bonuses for salaried employees and contractors engaged in the design, development, testing, content support, and maintenance of our websites and mobile apps. Other costs include licensing, maintenance expense, computer supplies, telecom costs, content translation and localization costs, and consulting costs.

General and Administrative

General and administrative expenses consist primarily of personnel and related overhead costs, including personnel engaged in leadership, finance, legal, and human resources, as well as stock-based compensation expense for those same personnel. General and administrative costs also include professional service fees and other fees including audit, legal, tax and accounting, and other costs including bad debt expense, non-income taxes, such as sales, use and other non-income related taxes.

Stock-Based Compensation

Stock Options. The exercise price for all stock options granted by us has been equal to the market price of the underlying shares of common stock at the date of grant. In this regard, when making stock option awards, our practice is to determine the applicable grant date and to specify that the exercise price shall be the closing price of our common stock on the date of grant. Our stock options generally have a term of ten years from the date of grant and typically vest equally over a four-year requisite service period. We amortize the grant-date fair value of our stock option grants as stock-based compensation expense over the vesting term on a straight-line basis, with the

amount of compensation expense recognized at any date at least equaling the portion of the grant-date fair value of the award that is vested at that date.

The estimated grant-date fair value of stock options is calculated using a Black-Scholes Merton option-pricing model (“Black-Scholes model”). The Black-Scholes model incorporates assumptions to fair value stock-based awards, which includes the risk-free rate of return, expected volatility, expected term and expected dividend yield. Our risk-free interest rate is based on the rates currently available on zero-coupon U.S. Treasury issues, in effect at the time of the grant, whose remaining maturity period most closely approximates the stock option’s expected term assumption. Our expected volatility is calculated by equally weighting the historical volatility and implied volatility on our own common stock. Historical volatility is determined using actual daily price observations of our common stock price over a period equivalent to or approximate to the expected term of our stock option grants to date. Implied volatility represents the volatility calculated from the observed prices of our actively traded options on our common stock, with remaining maturities in excess of six months and market prices approximate to the exercise prices of the stock option grant. We estimate our expected term using historical exercise behavior and expected post-vest termination data. Our expected dividend yield is zero as we have not historically paid regular cash dividends on our common stock and do not expect to pay regular cash dividends for the foreseeable future.

Restricted Stock Units. RSUs are stock awards that are granted to employees entitling the holder to shares of our common stock as the award vests. RSUs are measured at fair value based on the quoted price of our common stock at the date of grant. We amortize the fair value of RSUs as stock-based compensation expense over the vesting term, which is typically over a four-year requisite service period on a straight-line basis, with the amount of compensation expense recognized at any date at least equaling the portion of the grant-date fair value of the award that is vested at that date.

Performance-Based Awards. Performance-based stock options and RSUs vest upon achievement of certain company-based performance conditions and a requisite service period. On the date of grant, the fair value of a performance-based award is calculated using the same method as our service based stock options and RSUs described above. We then assess whether it is probable that the individual performance targets would be achieved. If assessed as probable, compensation expense will be recorded for these awards over the estimated performance period. At each reporting period, we will reassess the probability of achieving the performance targets and the performance period required to meet those targets. The estimation of whether the performance targets will be achieved and of the performance period required to achieve the targets requires judgment, and to the extent actual results or updated estimates differ from our current estimates, the cumulative effect on current and prior periods of those changes will be recorded in the period estimates are revised, or the change in estimate will be applied prospectively depending on whether the change affects the estimate of total compensation cost to be recognized or merely affects the period over which compensation cost is to be recognized. The ultimate number of shares issued and the related compensation expense recognized will be based on a comparison of the final performance metrics to the specified targets.

Market-Based Awards. We issue market-based performance RSUs, or market-based RSUs (“MSUs”), which vest upon achievement of specified levels of market conditions. The fair value of our MSUs is estimated at the date of grant using a Monte-Carlo simulation model. The probabilities of the actual number of market-based performance units expected to vest and resultant actual number of shares of common stock expected to be awarded are reflected in the grant date fair values; therefore, the compensation expense for these awards will be recognized assuming the requisite service period is rendered and are not adjusted based on the actual number of awards that ultimately vest.

Estimates of fair value are not intended to predict actual future events or the value ultimately realized by employees who receive these awards, and subsequent events are not indicative of the reasonableness of our original estimates of fair value. The Company accounts for forfeitures in the period in which they occur, rather than estimate expected forfeitures.

Income Taxes

We record income taxes under the asset and liability method. Deferred tax assets and liabilities reflect our estimation of the future tax consequences of temporary differences between the carrying amounts of assets and liabilities for book and tax purposes. We determine deferred income taxes based on the differences in accounting

methods and timing between financial statement and income tax reporting. Accordingly, we determine the deferred tax asset or liability for each temporary difference based on the enacted income tax rates expected to be in effect when we realize the underlying items of income and expense. We consider all relevant factors when assessing the likelihood of future realization of our deferred tax assets, including our recent earnings experience by jurisdiction, expectations of future taxable income, and the carryforward periods available to us for tax reporting purposes, as well as assessing available tax planning strategies. We may establish a valuation allowance to reduce deferred tax assets to the amount we believe is more likely than not to be realized. Due to inherent complexities arising from the nature of our businesses, future changes in income tax law, tax sharing agreements or variances between our actual and anticipated operating results, we make certain judgments and estimates. Therefore, actual income taxes could materially vary from these estimates. We classify deferred tax assets and liabilities as noncurrent on our consolidated balance sheet.

We record liabilities to address uncertain tax positions we have taken in previously filed tax returns or that we expect to take in a future tax return. The determination for required liabilities is based upon an analysis of each individual tax position, taking into consideration whether it is more likely than not that our tax position, based on technical merits, will be sustained upon examination.

Cash and Cash Equivalents

Our cash consists of cash deposits held in global financial institutions. Our cash equivalents consist of highly liquid investments, including money market funds and marketable debt securities, with maturities of 90 days or less at the date of purchase.

For all periods presented, our restricted cash, which primarily consists of escrowed security deposits, was not material and is included in other long-term assets on our consolidated balance sheet.

Marketable Securities

We classify our marketable debt securities as either short-term or long-term based on each instrument's underlying contractual maturity date and as to whether and when we intend to sell a particular security prior to its maturity date. Marketable debt securities with maturities greater than 90 days at the date of purchase and 12 months or less remaining at the balance sheet date will be classified as short-term and marketable debt securities with maturities greater than 12 months from the balance sheet date will generally be classified as long-term. We classify our marketable equity securities, limited by policy to money market funds and mutual funds, as either a cash equivalent, short-term or long-term based on the nature of each security and its availability for use in current operations.

Our marketable debt securities are classified and accounted for as available-for-sale, and therefore are carried at fair value, with the unrealized gains and losses, net of taxes, reported in accumulated other comprehensive income (loss) as a component of stockholders' equity. Fair values are determined for each individual security in the investment portfolio. We determine the appropriate classification of our marketable securities at the time of purchase and reevaluate the designations at each balance sheet date. We invest in highly-rated securities, and our investment policy limits the amount of credit exposure to any one issuer, industry group and currency. The policy requires investments to be investment grade, with the primary objective of minimizing the potential risk of principal loss and providing liquidity of investments sufficient to meet our operating and capital spending requirements and debt repayments. Realized gains and losses on the sale of marketable securities are determined by specific identification of each security's cost basis. We may sell certain of our marketable securities prior to their stated maturities for strategic reasons including, but not limited to, anticipation of credit deterioration, liquidity, and duration management. The weighted average maturity of our total invested cash shall not exceed 18 months, and no security shall have a final maturity date greater than three years, according to our investment policy.

We continually review our available for sale securities to determine whether a decline in fair value below the carrying value is other than temporary. When evaluating an investment for other-than-temporary impairment, we review factors such as the length of time and extent to which fair value has been below its cost basis, the financial

condition of the issuer and any changes thereto, and our intent to sell, or whether it is more likely than not it will be required to sell the investment before recovery of the investment's cost basis. Once a decline in fair value is determined to be other than temporary, an impairment charge is recorded and a new cost basis in the investment is established. If we do not intend to sell the security, but it is probable that we will not collect all amounts due, then only the impairment due to the credit risk would be recognized in earnings and the remaining amount of the impairment would be recognized in accumulated other comprehensive loss within stockholders' equity.

Non-Marketable Equity Investments

We account for non-marketable equity investments through which we exercise significant influence but do not have control over the investee under the equity method. Under this method, the investment, originally recorded at cost, is adjusted to recognize the Company's share of net earnings or losses of the investment as they occur rather than as dividends or other distributions are received. Losses are limited to the extent of the Company's investment in, advances to and commitments for the investee. In the event we are unable to obtain accurate financial information from the investee in a timely manner, we record our share of earnings or losses of such equity investment on a lag.

Our non-marketable equity securities not accounted for under the equity method and that do not have a readily determinable fair value are accounted for under the measurement alternative. Under the measurement alternative, the carrying value is measured at cost, less any impairment, plus or minus changes resulting from observable price changes in orderly transactions for identical or similar investments of the same issuer. Adjustments are determined primarily based on a market approach as of the transaction date. We classify our non-marketable equity investments as long-term assets on our consolidated balance sheet as those investments do not have stated contractual maturity dates.

On a quarterly basis, we perform a qualitative assessment considering impairment indicators to evaluate whether these investments are impaired. Qualitative factors considered include industry and market conditions, financial performance, business prospects, and other relevant events and factors. When indicators of impairment exist, we prepare a quantitative assessment of the fair value of our equity investments, which may include using both the market and income approaches which require judgment and the use of estimates, including discount rates, investee revenues and costs, and available comparable market data of private and public companies, among others. When our assessment indicates that an impairment exists, we measure our non-marketable equity securities at fair value.

Valuations of such privately-held companies are inherently complex and uncertain due to the lack of liquid market for the company's securities. In addition, such investments are inherently risky in that such companies are typically at an early stage of development, may have no or limited revenues, may not be or may never become profitable, may not be able to secure additional funding or their technologies, services or products may not be successfully developed or introduced into the market.

Accounts Receivable and Allowance for Doubtful Accounts

Accounts receivable are recognized when the right to consideration becomes unconditional and are recorded net of an allowance for doubtful accounts. We record accounts receivable at the invoiced amount. Our customer invoices are generally due 30 days from the time of invoicing. Collateral is not required for accounts receivable. For all accounts, we may determine an allowance by considering a number of factors, including the length of time trade accounts receivable are past due, previous loss history, a specific customer's ability to pay its obligations to us, and the condition of the general economy and industry as a whole.

The following table presents the changes in our allowance for doubtful accounts for the periods presented:

	December 31,		
	2019	2018	2017
	(in millions)		
Allowance for doubtful accounts:			
Balance, beginning of period	\$ 21	\$ 16	\$ 9
Charges to earnings	11	11	8
Write-offs, net of recoveries and other adjustments	(7)	(6)	(1)
Balance, end of period	<u>\$ 25</u>	<u>\$ 21</u>	<u>\$ 16</u>

Derivative Financial Instruments

In certain circumstances, we enter into foreign currency forward exchange contracts (“forward contracts”) to reduce, to the extent practical, our potential exposure to the effects of fluctuating foreign currency exchange rates on our cash flows denominated in foreign currencies. We account for derivative instruments that do not qualify for hedge accounting as either assets or liabilities and carry them at fair value, with any subsequent adjustments to fair value recorded in other income (expense), net on our consolidated statements of operations. Monetary assets and liabilities denominated in a currency other than the functional currency of a given subsidiary are remeasured at spot rates in effect on the balance sheet date with the effects of changes in spot rates reported in other income (expense), net on our consolidated statements of operations. Accordingly, fair value changes in the forward contracts help mitigate the changes in the value of the remeasured assets and liabilities attributable to changes in foreign currency exchange rates, except to the extent of the spot-forward differences. These differences are not expected to be significant due to the short-term nature of the contracts, which to date, have typically had maturities at inception of 90 days or less. The net cash received or paid related to our derivative instruments are classified in other investing activities in our consolidated statements of cash flows. Counterparties to forward contracts consist of major international financial institutions. We monitor our positions and the credit ratings of the counterparties involved and, by policy limits, the amount of credit exposure to any one party. We do not use derivatives for trading or speculative purposes. We had not entered into any cash flow, fair value or net investment hedges as of December 31, 2019. Refer to “Note 7: *Financial Instruments and Fair Value Measurements*” for further disclosure on our derivatives.

Property and Equipment, Including Website and Software Development Costs

We record property and equipment at cost, net of accumulated depreciation. We capitalize certain costs incurred during the application development stage related to the development of websites and internal use software when it is probable the project will be completed and the software will be used as intended. Capitalized costs include internal and external costs, if direct and incremental, and deemed by management to be significant. We expense costs related to the planning and post-implementation phases of software and website development as these costs are incurred. Maintenance and enhancement costs (including those costs in the post-implementation stages) are typically expensed as incurred, unless such costs relate to substantial upgrades and enhancements to the website or software resulting in added functionality, in which case the costs are capitalized.

We compute depreciation using the straight-line method over the estimated useful lives of the assets, which is three to five years for computer equipment, capitalized software and website development, office furniture and other equipment. We depreciate leasehold improvements using the straight-line method, over the shorter of the estimated useful life of the improvement or the remaining term of the lease.

Leases

We lease office space in a number of countries around the world, generally under non-cancelable operating lease agreements. Our Headquarters Lease is our most significant office space lease, accounted for as a finance lease under the new lease accounting guidance, or ASC 842, *Leases*, which the Company adopted on January 1, 2019. The

Company has also entered into data center and certain equipment leases, such as network equipment and other leases, which are not material to our consolidated financial statements.

Refer to the *Recently Adopted Accounting Pronouncements* section below, for a detailed accounting discussion on the impact of this new guidance to our existing leases and accounting policy.

Business Combinations

We account for acquired businesses using the acquisition method of accounting which requires that the tangible assets and identifiable intangible assets acquired and assumed liabilities be recorded at the date of acquisition at their respective fair values. Any excess purchase price over the estimated fair value of the net tangible and intangible assets acquired is allocated to goodwill. When determining the fair values of assets acquired and liabilities assumed, management makes estimates and assumptions, especially with respect to intangible assets. Significant estimates in valuing certain intangible assets may include but are not limited to future expected cash flows from customer and supplier relationships, acquired technology and trade names from a market participant perspective, useful lives and discount rates. Management's estimates of fair value are based upon assumptions believed to be reasonable, but which are inherently uncertain and unpredictable and, as a result, actual results may differ from estimates. Valuations are performed by management or third party valuation specialists under management's supervision, where appropriate. Any changes to provisional amounts identified during the measurement period, calculated as if the accounting had been completed as of the acquisition date, are recognized in the consolidated financial statements in the reporting period in which the adjustment amounts are determined.

Goodwill and Intangible Assets

Goodwill

We assess goodwill, which is not amortized, for impairment annually during the fourth quarter, or more frequently, if events and circumstances indicate impairment may have occurred. We test goodwill for impairment at the reporting unit level. Goodwill is assigned to reporting units that are expected to benefit from the synergies of the business combination as of the acquisition date. We evaluate our reporting units when changes in our operating structure occur, and if necessary, reassign goodwill using a relative fair value allocation approach. Once goodwill has been allocated to the reporting units, it no longer retains its identification with a particular acquisition and becomes identified with the reporting unit in its entirety. Accordingly, the fair value of the reporting unit as a whole is available to support the recoverability of its goodwill.

The Company has the option to qualitatively assess whether it is more likely than not that the fair value of a reporting unit is less than its carrying value. In the evaluation of goodwill for impairment, we generally first perform a qualitative assessment to determine whether it is more likely than not (i.e., a likelihood of more than 50%) that the estimated fair value of the reporting unit is less than the carrying amount. Periodically, we may choose to forgo the initial qualitative assessment and proceed directly to a quantitative analysis to assist in our annual evaluation. When assessing goodwill for impairment, our decision to perform a qualitative impairment assessment for an individual reporting unit in a given year is influenced by a number of factors, including, but not limited to the size of the reporting unit's goodwill, the significance of the excess of the reporting unit's estimated fair value over carrying value at the last quantitative assessment date, the amount of time in between quantitative fair value assessments from the date of acquisition to establish an updated baseline quantitative analysis, and other performance and market indicators. During a qualitative assessment, if we determine that it is not more likely than not that the implied fair value of the goodwill is less than its carrying amount, no further testing is necessary. If, however, we determine that it is more likely than not that the implied fair value of the goodwill is less than its carrying amount, we then perform a quantitative assessment and compare the estimated fair value of the reporting unit to the carrying value. If the carrying value of a reporting unit exceeds its estimated fair value, the goodwill impairment is measured using the difference between the carrying value and the fair value of the reporting unit; however, any loss recognized cannot exceed the total amount of goodwill allocated to that reporting unit.

In determining the estimated fair values of reporting units in a quantitative goodwill impairment test, we generally use a blend, of the following recognized valuation methods: the income approach (discounted cash flows model) and the market valuation approach, which we believe compensates for the inherent risks of using either model on a stand-alone basis. The discounted cash flows model indicates the fair value of the reporting units based

on the present value of the cash flows that we expect the reporting units to generate in the future. Our significant estimates in the discounted cash flows model include: weighted average cost of capital; long-term rate of growth and profitability of the reporting unit; income tax rates and working capital effects. The market valuation approach indicates the fair value of the business based on a comparison to comparable publicly traded firms in similar lines of business and other precedent transactions. Our significant estimates in the market approach model include identifying similar companies with comparable business factors such as size, growth, profitability, risk and return on investment and assessing comparable revenue and/or income multiples in estimating the fair value of the reporting units. Valuations are performed by management or third party valuation specialists under management's supervision, where appropriate. We believe that the estimated fair values assigned to our reporting units in impairment tests are based on reasonable assumptions that marketplace participants would use. However, such assumptions are inherently uncertain and actual results could differ from those estimates. The use of different assumptions, estimates or judgments could trigger the need for an impairment charge, or materially increase or decrease the amount of any such impairment charge.

During the first quarter of 2019, the composition of our reportable segments was revised, as discussed in “Note 1: *Organization and Business Description*.” Prior to implementing the revised segment reporting structure, our previously disclosed Hotel segment was considered a single reporting unit. Following the change in reportable segments, our legacy Hotel reporting unit was split into four distinct reporting units – (1) Hotels, Media & Platform, (2) SmarterTravel, (3) Flights, Cruises and Car, and (4) Tripadvisor China for the purposes of goodwill impairment testing. As a result, we first performed a qualitative assessment on our previous Hotel reporting unit prior to implementing the revised segment reporting structure and determined that it was more likely than not that the fair value of this reporting unit was greater than the carrying value; which was consistent with our conclusion in the fourth quarter of 2018. We then performed a goodwill impairment test for each of the new reporting units upon the change in reportable segments using a quantitative assessment. We concluded the estimated fair values were significantly in excess of the carrying values for these reporting units. We also performed sensitivity analyses, such as calculating estimated fair values using different rates for the weighted-average cost of capital and long-term rates of growth in the income approach and different revenue/income multiples in our market approach and the estimated fair values remained in excess of the carrying values. Therefore, no indications of impairment were identified as a result of these changes in the first quarter of 2019.

During the Company's annual goodwill impairment test during the fourth quarter of 2019, a qualitative assessment was performed for the following reporting units: (1) Hotels, Media & Platform, (2) SmarterTravel, (3) Flights, Cruises and Car, (4) Dining, and (5) Experiences, while a quantitative assessment of the Rentals and Tripadvisor China reporting units goodwill was performed. For fiscal 2019, we determined the fair value of all our reporting units were in excess of their carrying values. Accordingly, we did not recognize any impairment charges during the year ending December 31, 2019. As part of our qualitative assessment for our 2019 goodwill impairment analysis of our reporting units, the factors that we considered included, but were not limited to: (a) changes in macroeconomic conditions in the overall economy and the specific markets in which we operate, (b) our ability to access capital, (c) changes in the online travel industry, (d) changes in the level of competition, (e) evaluation of current and future forecasted financial results of the reporting units, (f) comparison of our current financial performance to historical and budgeted results of the reporting units, (g) change in excess of the Company's market capitalization over its book value including the decrease in the Company's market price during 2019, (h) changes in estimates, valuation inputs, and/or assumptions since the last quantitative analysis of the reporting units, (i) changes in the regulatory environment; (j) changes in strategic outlook or organizational structure and leadership of the reporting units; and (k) other relevant factors, and how these factors might impact specific performance in future periods. However, as we periodically reassess estimated future cash flows and asset fair values, changes in our estimates and assumptions may cause us to realize material impairment charges in the future.

Intangible Assets

Intangible assets with estimable useful lives, or definite-lived intangibles, are carried at cost and are amortized on a straight-line basis over their estimated useful lives and reviewed for impairment upon certain triggering events. We routinely review the remaining estimated useful lives of definite-lived intangible assets. If we reduce the estimated useful life assumption, the remaining unamortized balance is amortized over the revised estimated useful life.

Intangible assets that have indefinite lives are not amortized and are tested for impairment annually during the fourth quarter, or whenever events or changes in circumstances indicate that the carrying value may not be recoverable. Similar to the qualitative assessment for goodwill, we may assess qualitative factors to determine if it is more likely than not that the implied fair value of the indefinite-lived intangible asset is less than its carrying amount. If we determine that it is not more likely than not that the implied fair value of the indefinite-lived intangible asset is less than its carrying amount, no further testing is necessary. If, however, we determine that it is more likely than not that the implied fair value of the indefinite-lived intangible asset is less than its carrying amount, we compare the implied fair value of the indefinite-lived asset with its carrying amount. If the carrying amount of an individual indefinite-lived intangible asset exceeds its implied fair value, the individual asset is written down by an amount equal to such excess. The assessment of qualitative factors is optional and at our discretion. We may bypass the qualitative assessment for any indefinite-lived intangible asset in any period and resume performing the qualitative assessment in any subsequent period. We base our quantitative measurement of fair value of indefinite-lived intangible assets, using the relief-from-royalty method. This method assumes that the trade name and trademarks have value to the extent that their owner is relieved of the obligation to pay royalties for the benefits received from them. This method requires us to estimate future revenues, the appropriate royalty rate and the weighted average cost of capital, however, such assumptions are inherently uncertain and actual results could differ from those estimates. The use of different assumptions, estimates or judgments could trigger the need for an impairment charge, or materially increase or decrease the amount of any such impairment charge.

The carrying value of indefinite-lived intangible assets that is subject to annual assessment for impairment is \$30 million at December 31, 2019 and consists of trademarks and tradenames. During the Company's annual indefinite-lived intangible impairment test during the fourth quarter of 2019, a qualitative assessment was performed. As part of our qualitative assessment we considered, amongst other factors, the amount of excess fair value of our trade names and trademarks to the carrying value of those same assets, changes in estimates, and valuation input assumptions, since our previous quantitative analysis. After considering these factors and the impact that changes in such factors would have on the inputs used in our previous quantitative assessment, we determined that it was more likely than not that our indefinite-lived intangible assets were not impaired as of December 31, 2019.

Impairment of Long-Lived Assets

We periodically review the carrying amount of our definite-lived intangible assets and other long-term assets, including property and equipment and website and internal use software, to determine whether current events or circumstances indicate that such carrying amounts may not be recoverable. Factors that would necessitate an impairment assessment include a significant adverse change in the extent or manner in which an asset is used, a significant adverse change in legal factors or the business climate that could affect the value of the asset, or a significant decline in the observable market value of an asset, among others. If such facts indicate a potential impairment, we assess the recoverability of the asset group by determining if the carrying value of the asset group exceeds the sum of the projected undiscounted cash flows expected to result from the use and eventual disposition of the assets over the remaining economic life of the primary asset of the group. If the recoverability test indicates that the carrying value of the asset group is not recoverable, we will estimate the fair value of the asset group using appropriate valuation methodologies which would typically include an estimate of discounted cash flows, using an appropriate discount rate. Any impairment would be measured by the amount that the carrying values, of such asset groups, exceed their fair value and would be included in operating income on the consolidated statement of operations. Considerable management judgment is necessary to estimate the fair value of asset groups. Accordingly, actual results could vary significantly from such estimates. We have not identified any circumstances that would warrant an impairment charge for any recorded definite-lived intangibles or other long term assets on our consolidated balance sheet at December 31, 2019.

Deferred Merchant Payables

In our Experiences and Rentals free-to-list offerings, we generally receive cash from travelers at the time of booking and we record these amounts, net of commissions, on our consolidated balance sheets as deferred merchant payables. We pay the suppliers, or the vacation rental owners and third-party experience providers, respectively, after the travelers' use. Therefore, we receive cash from the traveler prior to paying the supplier and this operating

cycle represents a working capital source or use of cash to us. Our deferred merchant payables balance was \$159 million and \$164 million at December 31, 2019 and 2018, respectively, on our consolidated balance sheets.

Foreign Currency Translation and Transaction Gains and Losses

Our consolidated financial statements are reported in U.S. dollars. Certain of our subsidiaries outside of the United States use the related local currency as their functional currency and not the U.S. dollar. Therefore assets and liabilities of our foreign subsidiaries are translated at the spot rate in effect at the applicable reporting date, and the consolidated statements of operations are translated at the average exchange rates in effect during the applicable period. The resulting unrealized cumulative translation adjustment is recorded as a component of accumulated other comprehensive income (loss) in stockholders' equity on our consolidated balance sheet.

We also have subsidiaries that have transactions in foreign currencies other than their functional currency. Transactions denominated in currencies other than the functional currency are recorded based on exchange rates at the time such transactions arise. Subsequent changes in exchange rates result in transaction gains and losses which are reflected in our consolidated statements of operations as unrealized (based on the applicable period-end exchange rate) or realized upon settlement of the transactions. Accordingly, we have recorded net foreign currency exchange losses of \$2 million and \$9 million for the years ended December 31, 2019 and 2018, respectively, and a net gain of \$1 million for the year ended December 31, 2017, in other income (expense), net on our consolidated statement of operations. These amounts also include transaction gains and losses, both realized and unrealized from forward contracts.

Fair Value Measurements and Disclosures

We apply fair value accounting for all financial assets and liabilities and non-financial assets and liabilities that are recognized or disclosed at fair value in the financial statements on a recurring basis. We measure assets and liabilities at fair value based on the expected exit price, which is the amount that would be received on the sale of an asset or amount paid to transfer a liability, as the case may be, in an orderly transaction between market participants in the principal or most advantageous market in which we would transact. As such, fair value may be based on assumptions that market participants would use in pricing an asset or liability at the measurement date. The authoritative guidance on fair value measurements establishes a consistent framework for measuring fair value on either a recurring or nonrecurring basis whereby inputs, used in valuation techniques, are assigned a hierarchical level. GAAP provides the following hierarchical levels of inputs used to measure fair value:

Level 1—Valuations are based on quoted market prices for identical assets and liabilities in active markets.

Level 2—Valuations are based on observable inputs other than quoted market prices included in Level 1, such as quoted prices for similar assets and liabilities in active markets, quoted prices for identical or similar assets and liabilities in markets that are not active, or other inputs that are observable or can be corroborated by observable market data.

Level 3—Valuations are based on unobservable inputs reflecting our own assumptions, consistent with reasonably available assumptions made by other market participants. These valuations require significant judgment.

Certain Risks and Concentrations

Our business is subject to certain risks and concentrations, including concentration related to dependence on our relationships with our customers. For the years ended December 31, 2019, 2018 and 2017 our two most significant travel partners, Expedia (and its subsidiaries) and Booking (and its subsidiaries), each accounted for more than 10% of our consolidated revenue and combined accounted for 33%, 37% and 43%, respectively, of our consolidated revenue, with nearly all of this revenue concentrated in our Hotels, Media & Platform segment. Refer to "Note 4: Revenue Recognition" and "Note 18: Segment and Geographic Information" for information regarding concentrations related to geographic revenue and our products.

Financial instruments, which potentially subject us to concentration of credit risk, consist primarily of cash and cash equivalents, corporate debt securities, forward contracts, and accounts receivable. We maintain some cash

and cash equivalents balances with financial institutions that are in excess of Federal Deposit Insurance Corporation insurance limits. Our cash and cash equivalents are primarily composed of bank account balances with financial institutions primarily denominated in U.S. dollars, Euros, British pounds, and Australian dollars, as well as, money market funds. We invest in highly-rated corporate debt securities, and our investment policy limits the amount of credit exposure to any one issuer, industry group and currency. Our credit risk related to corporate debt securities is also mitigated by the relatively short maturity period required by our investment policy. Forward contracts are transacted with various international financial institutions with high credit standings, which to date, have typically had maturities of less than 90 days. Our overall credit risk related to accounts receivable is mitigated by the relatively short collection period.

Contingent Liabilities

Periodically, we review the status of all significant outstanding matters to assess any potential financial exposure. When (i) it is probable that an asset has been impaired or a liability has been incurred and (ii) the amount of the loss can be reasonably estimated, we record the estimated loss in our consolidated statements of operations. We provide disclosure in the notes to the consolidated financial statements for loss contingencies that do not meet both these conditions if there is a reasonable possibility that a loss may have been incurred that would be material to the consolidated financial statements. Significant judgment may be required to determine the probability that a liability has been incurred and whether such liability is reasonably estimable. We base accruals made on the best information available at the time which can be highly subjective. The final outcome of these matters could vary significantly from the amounts included in the accompanying consolidated financial statements.

Treasury Stock

Shares of our common stock repurchased are recorded at cost as treasury stock and result in the reduction of stockholders' equity in our consolidated balance sheet. We may reissue these treasury shares. When treasury shares are reissued, we use the average cost method for determining the cost of reissued shares. If the issuance price is higher than the cost, the excess of the issuance price over the cost is credited to additional paid-in-capital. If the issuance price is lower than the cost, the difference is first charged against any credit balance in additional paid-in-capital from the previous issuances of treasury stock and any remaining balance is charged to retained earnings.

Earnings Per Share (“EPS”)

Refer to “Note 5: *Earnings Per Share*” for a discussion about how we compute Basic EPS and Diluted EPS.

New Accounting Pronouncements Not Yet Adopted

In August 2018, the FASB issued new accounting guidance which require a customer in a cloud computing arrangement (i.e., hosting arrangement) that is a service contract to follow the internal-use software guidance to determine which implementation costs to capitalize as assets or expense as incurred. The accounting for the cost of the hosting component of the arrangement (i.e., service costs the customer pays for the cloud computing service) is not affected by this new guidance. The Company uses both internally-developed software and third-party software to operate its business. This guidance is effective for fiscal years, and interim periods within those fiscal years, beginning after December 15, 2019, with early adoption permitted, including adoption in any interim period. Entities have the option to apply the guidance retrospectively or prospectively to all implementation costs incurred after the date of adoption. We will adopt this new guidance as of January 1, 2020 on a prospective basis without adjusting the comparative periods presented. We do not expect the adoption of this new guidance will have a material impact on our consolidated financial statements.

In June 2016, the FASB issued new accounting guidance which replaces the existing incurred loss impairment model with an expected loss methodology on the measurement of credit losses for financial assets measured at amortized cost, which includes accounts receivable and available-for-sale debt securities. For financial assets measured at amortized cost, this new guidance requires an entity to: (1) estimate its lifetime expected credit losses upon recognition of the financial assets and establish an allowance to present the net amount expected to be collected; (2) recognize this allowance and changes in the allowance during subsequent periods through net income;

and (3) consider relevant information about past events, current conditions and reasonable and supportable forecasts in assessing the lifetime expected credit losses. For available-for-sale debt securities, this new guidance made several targeted amendments to the existing other-than-temporary impairment model, including: (1) requiring disclosure of the allowance for credit losses; (2) allowing reversals of the previously recognized credit losses until the entity has the intent to sell, is more-likely-than-not required to sell the securities or the maturity of the securities; (3) limiting impairment to the difference between the amortized cost basis and fair value; and (4) not allowing entities to consider the length of time that fair value has been less than amortized cost as a factor in evaluating whether a credit loss exists. This guidance is effective for fiscal years, and interim periods within those fiscal years, beginning after December 15, 2019, with early adoption permitted, including interim periods within those fiscal years beginning after December 15, 2018. Entities are required to adopt this new guidance on a modified retrospective basis with a cumulative-effect adjustment to retained earnings as of the beginning of the period of adoption without adjusting the comparative periods presented. We will adopt this new guidance as of January 1, 2020. We do not expect the adoption of this new guidance will have a material impact on our consolidated financial statements.

Recently Adopted Accounting Pronouncements

In February 2016, the FASB issued new guidance which revises the accounting for leases (“ASC 842”). ASC 842 requires entities that lease assets to recognize right-of-use (ROU) assets representing its right to use the underlying asset for the lease term and lease liabilities related to the rights and obligations created by those leases on the balance sheet regardless of whether they are classified as finance or operating leases, with classification affecting the pattern and presentation of expenses and cash flows on our consolidated financial statements. In addition, new disclosures are required to meet the objective of enabling users of the financial statements to better understand the amount, timing, and uncertainty of cash flows arising from leases. We adopted ASC 842 on January 1, 2019 and elected the modified retrospective transition method that allowed for a cumulative-effect adjustment in the period of adoption. Financial results for reporting periods beginning after January 1, 2019 are presented under ASC 842, while prior period amounts were not adjusted and continue to be reported under the accounting standards in effect for those periods. The Company has also updated its accounting policies to reflect the new guidance and has implemented lease accounting software to support its accounting process, financial reporting, and new financial disclosure requirements.

We elected the following practical expedients available in transition upon adoption of ASC 842 and accounting policy updates: 1) the “practical expedients package of three”, which allows us to not reassess the following as of the adoption date: a) whether any expired or existing contracts are or contain a lease; b) the lease classification for any expired or existing leases; and c) the accounting treatment for initial direct costs for existing leases; 2) the “short-term lease recognition exemption”, which allows entities to forego recognition of ROU assets and lease liabilities for leases with a lease term of twelve months or less and which also do not include an option to renew the lease term that the entity is reasonably certain to exercise; 3) elect by asset class as an accounting policy, to combine lease and non-lease components as a single component and subsequently account for the combined single component as the lease component; and 4) apply the portfolio approach to similar types of leases where the Company does not reasonably expect the outcome to differ materially from applying the new guidance to individual leases.

The adoption of ASC 842 did not have a material impact to both our consolidated statement of operations and consolidated statement of cash flows during the year ended December 31, 2019. The effect on our consolidated balance sheet as of January 1, 2019 from the adoption of ASC 842 is as follows:

	Balance at December 31, 2018	Adjustments due to ASC 842	Balance at January 1, 2019
(in millions)			
Assets:			
Prepaid expenses and other current assets	\$ 33	\$ (3)	\$ 30
Property and equipment, net (1)	253	8	261
Operating lease right-of-use assets (1)	—	75	75
Deferred income taxes, net	27	(1)	26
Other long-term assets	86	(2)	84
Liabilities:			
Accrued expenses and other current liabilities (2)	151	21	172
Other long-term liabilities (1)	282	53	335
Retained earnings (3)	\$ 1,043	\$ 3	\$ 1,046

- (1) Refer to the below discussion regarding the transition accounting for operating and finance leases upon adoption of ASC 842.
- (2) This adjustment primarily represents the short-term portion of operating and finance lease obligations recorded upon adoption of ASC 842, discussed below.
- (3) Represents a cumulative-effect adjustment of \$3 million, net of tax to our beginning balance of retained earnings recorded upon adoption of ASC 842.

We determine whether a contract is or contains a lease at inception of a contract. We define a lease as a contract, or part of a contract, that conveys the right to control the use of identified property, plant, or equipment (an identified asset) for a period of time in exchange for consideration. Control over the use of the identified asset means that we have both the right to obtain substantially all of the economic benefits from the use of the asset and the right to direct the use of the asset.

Our lease contracts contain both lease and non-lease components. We account separately for the lease and non-lease components of office space leases and certain other leases, such as data center leases. We allocate the consideration in the contract to the lease and non-lease components based on each component's relative standalone price. We determine standalone prices for the lease components based on the prices for which other lessors lease similar assets on a standalone basis. We determine standalone prices for the non-lease component based on the prices that other suppliers charge for services for similar assets on a standalone basis. If observable standalone prices are not readily available, we estimate the standalone prices based on other available observable information. However, for certain categories of equipment leases, such as network equipment and others, we account for the lease and non-lease components as a single lease component. Additionally, for certain equipment leases that have similar characteristics, we apply a portfolio approach to effectively account for operating lease ROU assets and operating lease liabilities, hence we do not expect the outcome to differ materially from applying the new guidance to individual leases.

The Company uses its estimated incremental borrowing rate as the discount rate in measuring the present value of our lease payments given the rate implicit in our leases is not typically readily determinable. Given we do not currently borrow on a collateralized basis, our incremental borrowing rate is estimated to approximate the interest rate in which the Company would expect to pay on a collateralized basis over a similar term and payments, and in economic environments where the leased asset is located. We use the portfolio approach to determine the discount rate for leases with similar characteristics or when the Company is reasonably certain that doing so would not materially affect the accounting for those leases to which a single discount rate is applied.

We establish assets and liabilities for the estimated construction costs incurred under lease arrangements where we are considered the owner for accounting purposes only, or build-to-suit leases, to the extent we are involved in the construction of structural improvements or take construction risk prior to commencement of a lease. Upon occupancy of facilities under build-to-suit leases, we assess whether these arrangements qualify for sales

recognition under the sale-leaseback accounting guidance under GAAP. If we continue to be the deemed owner, for accounting purposes, the facilities are accounted for as financing obligations.

We also establish assets and liabilities for the present value of estimated future costs to return certain of our leased facilities to their original condition for asset retirement obligations. Such assets are depreciated over the lease period into operating expense, and the recorded liabilities are accreted to the future value of the estimated restoration costs and are included in other long-term liabilities on our consolidated balance sheet. Our asset retirement obligations were not material as of December 31, 2019 and December 31, 2018, respectively.

Operating Leases

Our office space leases, exclusive of our Headquarters Lease, are operating leases, which we lease an aggregate of approximately 505,000 square feet of office space at approximately 50 other locations across North America, Europe, Asia Pacific and South America, in cities such as New York, Boston, London, Sydney, Barcelona, Buenos Aires and Paris, primarily for our sales offices, subsidiary headquarters, and international management teams, pursuant to leases with various expiration dates, with the latest expiring in June 2027.

Based on the present value of remaining lease payments on the Company's existing leases, we recognized \$88 million of both operating ROU assets and operating lease liabilities, respectively, on our consolidated balance sheet upon adoption of ASC 842, as of January 1, 2019. These operating ROU assets were then reduced by a net deferred rent balance of \$13 million as of January 1, 2019, which primarily consisted of existing deferred and prepaid rent balances.

Operating lease ROU assets and liabilities commencing after January 1, 2019 are recognized at lease commencement date, or the date the lessor makes the leased asset available for use, based on the present value of lease payments over the lease term using the Company's estimated incremental borrowing rate. ROU assets related to operating leases comprise the initial lease liability, and are then adjusted for any prepaid or deferred rent payments, unamortized initial direct costs, and lease incentives received. Amortization expense for operating lease ROU assets and interest accretion on operating lease liabilities are recognized as a single operating lease cost in our consolidated statement of operations, which results effectively in recognition of rent expense on a straight-line basis over the lease period. The carrying amount of operating lease liabilities are (1) accreted to reflect interest using the incremental borrowing rate if the rate implicit in the lease is not readily determinable; and (2) reduced to reflect lease payments made during the period. We present the combination of both the amortization of operating lease ROU assets and the change in the operating lease liabilities in the same line item in the adjustments to reconcile net income to net cash provided by operating activities in our consolidated statement of cash flows. Lease incentives are recognized as reductions of rental expense on a straight-line basis over the term of the lease. Certain of our operating leases include options to extend the lease terms for up to 6 years and/or terminate the leases within 1 year, which we include in our lease term if we are reasonably certain to exercise these options. Payments under our operating leases are primarily fixed, however, certain of our operating lease agreements include rental payments which are adjusted periodically for inflation. We recognize these costs as variable lease costs on our consolidated statement of operations, which were not material during the year ended December 31, 2019 and 2018. In addition, our short-term lease costs were not material in any period. As of December 31, 2019, we had operating lease ROU assets of \$74 million on our consolidated balance sheet.

Finance Lease

In June 2013, we entered into our Headquarters Lease. Pursuant to the Headquarters Lease, the landlord built an approximately 280,000 square foot rental building in Needham, Massachusetts (the "Premises"), and leased the Premises to the Company as our new corporate headquarters for an initial term of 15 years and 7 months or through December 2030. The Company also has an option to extend the term of the Headquarters Lease for two consecutive terms of five years each. The Company was deemed to be the owner of the Premises for accounting purposes only during the construction period under legacy GAAP lease accounting rules, or ASC 840. Accordingly, the Company recorded project construction costs during the construction period incurred by the landlord as a construction-in-progress asset and a related construction financing obligation on our consolidated balance sheet. The amounts that the Company incurred for normal tenant improvements and structural improvements had also been recorded to the construction-in-progress asset. Upon completion of construction at the end of the second quarter of 2015, we

evaluated the construction-in-progress asset and construction financing obligation for de-recognition under the criteria for “sale-leaseback” treatment under ASC 840. We concluded that it did not meet the provisions for sale-leaseback accounting. Therefore, the Headquarters Lease was accounted for as a financing obligation through December 31, 2018, in which we depreciated the building asset over its estimated useful life and incurred interest expense related to the financing obligation, imputed using the effective interest rate method.

Upon the adoption of ASC 842 on January 1, 2019, we derecognized the previous asset and liability recorded for the Headquarters Lease described above, with the exception of a net asset of \$26 million, primarily related to structural improvements paid by the Company, net of tenant incentives and accumulated amortization, which is classified as prepaid rent under the new guidance. The Company then assessed the lease classification of our Headquarters Lease and concluded it should be classified and accounted for as a finance lease upon adoption on January 1, 2019. Accordingly, on January 1, 2019, we recognized a finance lease ROU asset and a finance lease liability of \$114 million and \$88 million, respectively, on our consolidated balance sheet. The difference between the finance lease ROU asset and finance lease liability represents the aforementioned \$26 million of net prepaid rent, and is being amortized straight-line over the remaining lease term. As of December 31, 2019, the ROU asset related to our Headquarters Lease was \$105 million, net of accumulated amortization of \$9 million, and is included in the property and equipment, net on our consolidated balance sheet.

Finance lease ROU assets and finance lease liabilities commencing after January 1, 2019 are recognized similar to an operating lease, at the lease commencement date or the date the lessor makes the leased asset available for use. Finance lease ROU assets are generally amortized on a straight-line basis over the lease term, and the carrying amount of the finance lease liabilities are (1) accreted to reflect interest using the incremental borrowing rate if the rate implicit in the lease is not readily determinable, and (2) reduced to reflect lease payments made during the period. Amortization expense for finance lease ROU assets and interest accretion on finance lease liabilities are recorded to depreciation and interest expense, respectively, in our consolidated statement of operations.

We did not update any financial information or provide any disclosures required under the new guidance for both the years ended December 31, 2018 and 2017, or as of December 31, 2018. The disclosures provided below for the years ended December 31, 2018 and 2017, or as of December 31, 2018 are based on the disclosure requirements under ASC 840.

The components of lease expense were as follows for the periods presented:

	Year ended December 31, 2019
	(in millions)
Operating lease cost (1)	\$ 24
Finance lease cost	
Amortization of right-of-use assets (2)	\$ 9
Interest on lease liabilities (3)	4
Total finance lease cost	\$ 13
Sublease income (1)	(3)
Total lease cost, net	<u>\$ 34</u>

- (1) Operating lease costs, net of sublease income, are included within operating expenses in our consolidated statement of operations. During both the years ended December 31, 2018 and 2017, we recorded operating lease expense of \$21 million and sublease income of \$3 million, in our consolidated statement of operations in accordance with ASC 840.
- (2) Amount is included in depreciation expense in our consolidated statement of operations. During both the years ended December 31, 2018 and 2017, we recorded depreciation expense of \$3 million related to our Headquarters Lease in our consolidated statement of operations in accordance with ASC 840.
- (3) Amount is included in interest expense in our consolidated statement of operations. During both the years ended December 31, 2018 and 2017, we recorded interest expense of \$7 million related to our Headquarters Lease in our consolidated statement of operations in accordance with ASC 840.

Additional information related to our leases is as follows for the periods presented:

	<u>Year ended</u> <u>December 31, 2019</u>
	(in millions)
Supplemental Cash Flows Information:	
Cash paid for amounts included in the measurement of lease liabilities:	
Operating cash outflows from operating leases	\$ 26
Operating cash outflows from finance lease	4
Financing cash outflows from finance lease	5
Right-of-use assets obtained in exchange for lease liabilities:	
Operating leases (1)	\$ 106
Finance lease (2)	88

- (1) Amount includes operating leases existing on January 1, 2019 of \$88 million and those that commenced during the year ended December 31, 2019 of \$18 million.
- (2) Amount represents the finance lease liability arising from obtaining the ROU asset related to our Headquarters Lease, which was recognized upon the adoption of ASC 842 on January 1, 2019.

	<u>As of December</u> <u>31, 2019</u>
Weighted-average remaining lease term:	
Operating leases	4.4 years
Finance lease	11.0 years
Weighted-average discount rate:	
Operating leases	4.11%
Finance lease	4.49%

Future lease payments under non-cancelable leases as of December 31, 2019 were as follows:

Year Ending December 31,	Operating	Finance
	Leases	Lease
	(in millions)	
2020	\$ 23	\$ 9
2021	23	10
2022	19	10
2023	13	10
2024	8	10
Thereafter	6	57
Total future lease payments	92	106
Less imputed interest	(8)	(23)
Total lease liabilities	<u>\$ 84</u>	<u>\$ 83</u>
Reported on consolidated balance sheet as of December 31, 2019	Operating	Finance
	Leases	Lease
	(in millions)	
Accrued expenses and other current liabilities	\$ 20	\$ 5
Other long-term liabilities	64	78
Total lease liabilities	<u>\$ 84</u>	<u>\$ 83</u>

As of December 31, 2018, future minimum lease commitments under our Headquarters Lease and other non-cancelable operating leases for office space with terms of more than one year and contractual sublease income were as follows:

Year	Headquarters Lease (1)	Other Operating Leases	Sublease Income	Total Lease Commitments (Net of Sublease Income)
(in millions)				
2019	9	\$ 19	\$ (3)	\$ 25
2020	9	18	(2)	25
2021	10	16	(2)	24
2022	10	16	(2)	24
2023	10	9	—	19
Thereafter	67	9	—	76
Total	<u>\$ 115</u>	<u>\$ 87</u>	<u>\$ (9)</u>	<u>\$ 193</u>

- (1) Amount includes an \$83 million financing obligation in other long-term liabilities on our consolidated balance sheet at December 31, 2018, related to the Headquarters Lease.

As of December 31, 2019, we did not have any additional operating or finance leases that have not yet commenced but that create significant rights and obligations for us.

NOTE 3: ACQUISITIONS AND OTHER INVESTMENTS

During the years ended December 31, 2019 and 2018, we acquired businesses which were accounted for as purchases of businesses under the acquisition method, or GAAP. We had no business acquisitions during the year ended December 31, 2017. The fair value of purchase consideration has been allocated to tangible and identifiable intangible assets acquired and liabilities assumed, based on their respective fair values on the acquisition date, with the remaining amount recorded to goodwill. Acquired goodwill represents the premium we paid over the fair value of the net tangible and intangible assets acquired. We paid a premium in each of these transactions for a number of reasons, including expected operational synergies, the assembled workforces, and the future development initiatives of the assembled workforces. The results of each of these acquired businesses have been included in the consolidated financial statements beginning on the respective acquisition dates. Pro-forma results of operations for these acquisitions have not been presented as the financial impact to our consolidated financial statements, both individually and in aggregate, would not be materially different from historical results. For the years ended December 31, 2019 and 2018, acquisition-related costs which were expensed as incurred, were \$2 million and not material, respectively, and are included in general and administrative expenses on our consolidated statements of operations.

2019 Acquisition of Businesses and Other Investments

During the year ended December 31, 2019, we completed three acquisitions of businesses under GAAP with a total purchase price consideration of \$110 million for 100% ownership of the following: (1) SinglePlatform, a leading online content management and syndication platform company based in the U.S. acquired in December 2019, (2) BookaTable, an online restaurant reservation and booking platform company based in the U.K. acquired in December 2019; and (3) Restorando, an online restaurant reservation and booking platform company based in Argentina acquired in February 2019. We paid cash consideration of \$108 million, net of \$2 million of cash acquired. The cash consideration was paid from our U.S. and European cash.

The aggregate purchase price consideration was allocated to the fair value of assets acquired and liabilities assumed. The purchase price allocation of our 2019 acquisitions is preliminary and subject to revision as more information becomes available, primarily related to the estimated values of BookaTable intangible assets, but in any case will not be revised beyond twelve months after the acquisition date. Any change to the fair value of assets

acquired or liabilities assumed will lead to a corresponding change to the purchase price allocable to goodwill in the period the adjustment is determined.

The following summarizes the preliminary allocation, in millions:

	Total
Goodwill (1)	\$ 85
Intangible assets (2)	26
Net tangible assets (liabilities) (3)	(1)
Total purchase price consideration (4)	<u>\$ 110</u>

- (1) Goodwill of \$50 million is not deductible for tax purposes.
- (2) Preliminary identifiable definite-lived intangible assets acquired during 2019 were comprised of trade names of \$2 million with a weighted average life of 2 years, customer lists and supplier relationships of \$10 million with a weighted average life of 8 years, subscriber relationships of \$6 million with a weighted average life of approximately 3 years, and technology and other of \$8 million with a weighted average life of approximately 6 years. The overall weighted-average life of the identifiable definite-lived intangible assets acquired in the purchase of these businesses during 2019 was 6 years, and will be amortized on a straight-line basis over their estimated useful lives from acquisition date.
- (3) Primarily includes cash acquired of \$2 million, accounts receivable of \$3 million, prepaid expenses and other current assets of \$2 million and liabilities assumed of \$8 million, including accounts payable, accrued expenses and other current liabilities, and deferred revenue, which reflect their respective fair values at acquisition.
- (4) Subject to adjustment based on (i) final working capital adjustment calculations; and (ii) indemnification obligations for general representations and warranties of certain acquired company stockholders.

During the year ended December 31, 2019, we also invested \$2 million in the equity securities of a privately-held company. Refer to “Note 7: *Financial Instruments and Fair Value Measurements*” for further disclosure on our non-marketable investments.

2018 Acquisition of Business

During the year ended December 31, 2018, we acquired one business for a purchase price and net cash consideration of \$23 million. The cash consideration was paid from our U.S. cash.

The purchase price consideration of \$23 million was allocated to the fair value of assets acquired and liabilities assumed. The following summarizes the final purchase price allocation, in millions:

	Total
Goodwill (1)	\$ 11
Intangible assets (2)	14
Deferred tax liabilities, net	(2)
Total purchase price consideration (3)	<u>\$ 23</u>

- (1) Goodwill is not deductible for tax purposes.
- (2) Identifiable definite-lived intangible assets acquired during 2018 were comprised of supplier relationships of \$6 million with a weighted average life of 10 years and technology and other of \$8 million with a weighted average life of approximately 6 years. The overall weighted-average life of the identifiable definite-lived intangible assets acquired in the purchase of this business during 2018 was 8 years, and will be amortized on a straight-line basis over the estimated useful lives from acquisition date.
- (3) Subject to adjustment based on indemnification obligations for general representations and warranties of certain acquired company stockholders.

NOTE 4: REVENUE RECOGNITION

We generate all of our revenue from contracts with customers. We recognize revenue when we satisfy a performance obligation by transferring control of the promised services to a customer in an amount that reflects the consideration that we expect to receive in exchange for those services. When we act as an agent in the transaction, we recognize revenue for only our commission on the arrangement. We determine revenue recognition through the following steps:

- (1) Identification of the contract, or contracts, with a customer
- (2) Identification of the performance obligations in the contract
- (3) Determination of the transaction price
- (4) Allocation of the transaction price to the performance obligations in the contract
- (5) Recognition of revenue when, or as, we satisfy a performance obligation.

At contract inception, we assess the services promised in our contracts with customers and identify a performance obligation for each promise to transfer to the customer a service (or bundle of services) that is distinct. To identify the performance obligations, we consider all of the services promised in the contract regardless of whether they are explicitly stated or are implied by customary business practices. We have provided qualitative information about our performance obligations for our principal revenue streams discussed below. There was no significant revenue recognized in the years ended December 31, 2019 and 2018 related to performance obligations satisfied in prior periods, respectively. We have applied a practical expedient and do not disclose the value of unsatisfied performance obligations that have an original expected duration of less than one year, and we do not have any material unsatisfied performance obligations over one year. The value related to our remaining or partially satisfied performance obligations relates to subscription services that are satisfied over time or services that are recognized at a point in time, but not yet achieved. Our timing of services, invoicing and payments are discussed in more detail below and do not include a significant financing component. Our customer invoices are generally due 30 days from the time of invoicing.

We recognize an asset for the incremental costs of obtaining a contract with a customer if we expect the benefit of those costs to be longer than one year. Although the substantial majority of our contract costs have an amortization period of less than one year, we have determined contract costs arising from certain sales incentives have an amortization period in excess of one year given the high likelihood of contract renewal. Sales incentives are not paid upon renewal of these contracts and therefore are not commensurate with the initial sales incentive costs. Total capitalized costs to obtain a contract were approximately \$4 million and \$2 million as of December 31, 2019 and 2018, respectively. We amortize these contract costs on a straight-line basis over the estimated customer life, which is based on historical customer retention rates. Amortization expense recorded to selling and marketing during the years ended December 31, 2019 and 2018, respectively, were \$1 million and not material. We assess such assets for impairment when events or circumstances indicate that the carrying amount may not be recoverable.

The recognition of revenue may require the application of judgment related to the determination of the performance obligations, the timing of when the performance obligations are satisfied and other areas. The determination of our performance obligations does not require significant judgment given that we generally do not provide multiple services to a customer in a transaction, and the point in which control is transferred to the customer is readily determinable. In instances where we recognize revenue over time, we generally have either a subscription service that is recognized over time on a straight-line basis using the time-elapsed output method, or based on other output measures that provide a faithful depiction of the transfer of our services. When an estimate for cancellations is included in the transaction price, we base our estimate on historical cancellation rates. There have been no significant adjustments to our cancellation estimates and the cancellation estimates are not material. Taxes assessed by a government authority that are both imposed on and concurrent with a specific revenue-producing transaction, that are collected by us from a customer, are reported on a net basis, or in other words excluded from revenue on our consolidated financial statements, which is consistent with prior periods. The application of our revenue recognition policies and a description of our principal activities, organized by segment, from which we generate our revenue, are presented below.

Hotels, Media & Platform Segment

Tripadvisor-branded Hotels Revenue. Our largest source of Hotels, Media & Platform segment revenue is generated from click-based advertising on Tripadvisor-branded websites, which is primarily comprised of contextually-relevant booking links to our travel partners' websites. Our click-based travel partners are predominantly OTAs and direct suppliers in the hotel category. Click-based advertising is generally priced on a cost-per-click, or "CPC", basis, with payments from travel partners determined by the number of travelers who click on a link multiplied by the CPC rate for each specific click. CPC rates are determined in a dynamic, competitive auction process, also known as our hotel metasearch auction, where our travel partner CPC bids for rates and availability to be listed on our site are submitted. When a CPC bid is submitted, the partner agrees to pay us the bid amount each time a traveler clicks on the link to that partner's websites. Bids can be submitted periodically – as often as daily – on a property-by-property basis. We record click-based advertising revenue as the click occurs and traveler leads are sent to the travel partner websites as our performance obligation is fulfilled at that time. Click-based revenue is generally billed to our travel partners on a monthly basis consistent with the timing of the service.

In addition, we offer subscription-based advertising to hotel partners, owners of B&Bs and other specialty lodging properties. Our performance obligation is generally to enable subscribers to advertise their businesses on our website, as well as manage and promote their website URL, email address, phone number, special offers and other information related to their business. Subscription-based advertising services are predominantly sold for a flat fee for a contracted period of time of one year or less and revenue is recognized on a straight-line basis over the period of the subscription service as efforts are expended evenly throughout the contract period. Subscription-based advertising services are generally billed at the inception of the service. When prepayments are received, we recognize deferred revenue for the amount of prepayment in excess of revenue recognized until the performance obligation is satisfied.

We also offer travel partners the opportunity to advertise and promote their business through hotel sponsored placements on our websites. This service is generally priced on a CPC basis, with payments from travel partners determined by the number of travelers who click on the sponsored link multiplied by the CPC rate for each specific click. CPC rates for hotel sponsored placements that our travel partners pay are based on a pre-determined contractual rate. We record this click-based advertising revenue as the click occurs and traveler leads are sent to the travel partner as our performance obligation is fulfilled at that time. Hotel sponsored placements revenue is generally billed to our travel partners on a monthly basis consistent with the timing of the service.

To a lesser extent, we generate transaction revenue from our hotel instant booking feature, which enables hotel shoppers to book directly with a travel partner, with the latter serving as the merchant of record for the transaction, without leaving our website. We earn a commission from our travel partners for each traveler that completes a hotel reservation on our website based on a pre-determined contractual commission rate. Our hotel instant booking revenue includes (i) arrangements where commissions are billable on all instant booking hotel reservations; and (ii) arrangements where the commissions are billable only upon the completion of each traveler's stay resulting from the reservation. The travel partners provide the service to the travelers and we act as an agent under ASC 606. Our performance obligation in both arrangements is complete at the time of the booking and the commission earned is recognized upon booking, as we have no post-booking service obligations. The amount of revenue recognized for commissions that are billable contingent upon a traveler stay requires an estimate of the impact of cancellations using historical cancellation rates. Contract assets are recognized at the time of booking for commissions that are billable at the time of stay.

Tripadvisor-branded Display and Platform Revenue. We offer travel partners the ability to promote their brands through display-based advertising placements on our websites across all of our segments and business units. Our display-based advertising clients are predominantly direct suppliers of hotels, airlines and cruises, as well as destination marketing organizations. We also sell display-based advertising to OTAs and other travel related businesses, as well as advertisers from non-travel categories. Display-based advertising is sold predominantly on a cost per thousand impressions, or CPM, basis. The performance obligation in our display-based advertising arrangements is to display a number of advertising impressions on our websites and we recognize revenue for impressions as they are delivered. Services are generally billed monthly. We have applied the practical expedient to measure progress toward completion, as we have the right to invoice the customer in an amount that directly

corresponds with the value to the customer of our performance to date, which is measured based on impressions delivered.

Experiences & Dining Segment

We provide information and services that allow consumers to research and book activities and attractions in popular travel destinations both through Viator, our dedicated Experiences offering, and on our Tripadvisor website and mobile apps. We also power travel activities and experiences booking capabilities to consumers on affiliate partner websites, including some of the world's top airlines, hotel chains, and online and offline travel agencies. We work with local tour or travel activities/experiences operators ("the supplier") to provide consumers the ability to book tours, activities and experiences ("the activity") in popular destinations worldwide. We generate commissions for each booking transaction we facilitate through our online reservation system. We provide post-booking service to the customer until the time of the activity, which is the completion of the performance obligation. Revenue is recognized at the time that the activity occurs. We generally do not control the activity before the supplier provides it to our customer and therefore act as agent for nearly all of these transactions under ASC 606. We generally collect payment from the customer at the time of booking that includes both our commission revenue and the amount due to the supplier. Our commission revenue is recorded as deferred revenue until the activity occurs and revenue is recognized, and the amount due to the supplier is recorded as deferred merchant payables on our consolidated balance sheet until completion of the activity and payment is made to the supplier. To a lesser extent, we earn commissions from affiliate partners, or third-party merchant partners who display and promote on their websites the supplier activities available on our platform to generate bookings. In these transactions, where we are not the merchant of record, we generally invoice and receive commissions directly from the third-party merchant partners. Our performance obligation is to allow the third-party merchant partners to display and promote on their website suppliers who utilize our platform and we earn a commission when consumers book and complete an activity. We do not control the service and act as an agent for these transactions under ASC 606. Our performance obligation is complete and revenue is recognized at the time of the booking, as we have no post-booking obligations. We recognize this revenue net of an estimate of the impact of cancellations using historical cancellation rates. Contract assets are recognized for commissions that are billable contingent upon completion of the activity.

We also provide information and services for consumers to research and book restaurants in popular travel destinations through our dedicated restaurant reservations offering, TheFork, and on our Tripadvisor-branded websites and mobile apps. TheFork is an online restaurant booking platform operating on a number of websites (including www.thefork.com, www.lafourchette.com, www.eltenedor.com, www.restorando.com and www.bookatable.co.uk), with a network of restaurant partners located primarily across the U.K., Europe, Australia, and South America. We primarily generate transaction fees (or per seated diner fees) that are paid by restaurants for diners seated primarily from bookings through TheFork's online reservation system. The transaction fee is recognized as revenue after the reservation is fulfilled, or as diners are seated by our restaurant customers. We invoice restaurants monthly for transaction fees. To a lesser extent, we also generate subscription fees for subscription-based advertising to restaurants, access to certain online reservation management services, marketing analytic tools, and menu syndication services provided by TheFork and Tripadvisor. As the performance obligation is to provide restaurants with access to these services over the subscription period, subscription fee revenue is recognized over the period of the subscription service on a straight-line basis as efforts are expended evenly throughout the contract period. Subscription fees are generally billable in advance of service. When prepayments are received, we recognize deferred revenue for the amount of prepayment in excess of revenue recognized until the performance obligation is satisfied. In addition, we also offer restaurant partners the opportunity to advertise and promote their business through restaurant media advertising placements on our website. This service is generally priced on a CPC basis, with payments from restaurant partners determined by the number of users who click on the sponsored link multiplied by the CPC rate for each specific click. CPC rates for media advertising placements that our restaurant partners pay are based on a pre-determined contractual rate. We record this click-based advertising revenue as the click occurs and diner leads are sent to the restaurant partner as our performance obligation is fulfilled at that time. Click-based revenue is generally billed to our restaurant partners on a monthly basis consistent with the timing of the service.

Other

We provide information and services that allow travelers to research and book vacation and short-term rental properties, including full homes, condominiums, villas, beach properties, cabins and cottages. Our Rentals offering generates revenue primarily by offering individual property owners and managers the ability to list their properties on our websites and mobile apps thereby connecting with travelers through a free-to-list, commission-based option or, to a lesser extent, by an annual subscription-based fee structure. These properties are listed on www.flipkey.com, www.holidaylettings.co.uk, www.housetrip.com, www.niumba.com, and www.vacationhomerentals.com, and on our Tripadvisor-branded websites and mobile apps. We earn commissions associated with rental transactions through our free-to-list model from both the traveler, and the property owner or manager. We provide post-booking service to the travelers, property owners and managers until the time the rental commences, which is the time the performance obligation is completed. Revenue from transaction fees is recognized at the time that the rental commences. We act as an agent, under ASC 606, in the transactions as we do not control any properties before the property owner provides the accommodation to the traveler and do not have inventory risk. We generally collect from the traveler at the time of booking payment representing the amount due to the property owner or manager, as well as our commission. That portion of the payment representing our commission is recorded as deferred revenue until revenue is recognized, and that portion of the payment representing the amount due to the property owner is recorded as deferred merchant payables until payment is made to the property owner after the completion of the rental. Payments for term-based subscription fees related to online advertising services for the listing of rental properties are generally due in advance. As the performance obligation is the listing service provided to the property owner or manager over the subscription period, revenue is recognized over the period of the subscription service on a straight-line basis as efforts are expended evenly throughout the contract period. We recognize deferred revenue for the amount of prepayment in excess of revenue recognized until the performance obligation is satisfied.

In addition, Other also includes revenue generated from flights, cruises, and car offerings on Tripadvisor, as well as revenue from non-Tripadvisor-branded websites not otherwise described above, such as www.bookingbuddy.com, www.cruisecritic.com, www.onetime.com and www.smartertravel.com, and Tripadvisor China, which primarily includes click-based advertising and display-based advertising revenue. The performance obligations, timing of customer payments for these brands, and methods of revenue recognition are generally consistent with click-based advertising and display-based advertising revenue, as described above.

Practical Expedients and Exemptions

We expense costs to obtain a contract as incurred, such as sales incentives, when the amortization period would have been one year or less.

We do not disclose the value of unsatisfied performance obligations for (i) contracts with an original expected length of one year or less and (ii) contracts for which we recognize revenue at the amount to which we have the right to invoice for services performed.

Disaggregation of Revenue

We disaggregate revenue from contracts with customers into major products/revenue sources. We have determined that disaggregating revenue into these categories achieves the disclosure objective to depict how the nature, amount, timing, and uncertainty of revenue and cash flows are affected by economic factors. As noted in “Note 18: *Segment and Geographic Information*”, our business consists of two reportable segments – (1) Hotels, Media & Platform; and (2) Experiences & Dining. A reconciliation of disaggregated revenue to segment revenue is also included below.

	Year ended December 31,	
	2019	2018
Major products/revenue sources (1):	(in millions)	
Hotels, Media & Platform		
Tripadvisor-branded hotels	\$ 779	\$ 848
Tripadvisor-branded display and platform	160	153
Total Hotels, Media & Platform	939	1,001
Experiences & Dining	456	372
Other (2)	165	242
Total Revenue	<u>\$ 1,560</u>	<u>\$ 1,615</u>

- (1) Our revenue is recognized primarily at a point in time for all reported segments.
(2) Other consists of the combination of our Rentals, Flights/Cruises/Car, SmarterTravel and Tripadvisor China business units and does not constitute a reportable segment

Contract Balances

The following table provides information about the opening and closing balances of accounts receivables and contract assets from contracts with customers (in millions):

	December 31, 2019	December 31, 2018
Accounts receivable	\$ 176	\$ 205
Contract assets	7	7
Total	<u>\$ 183</u>	<u>\$ 212</u>

Accounts receivable are recognized when the right to consideration becomes unconditional. Contract assets are rights to consideration in exchange for services that we have transferred to a customer when that right is conditional on something other than the passage of time, such as commission payments that are contingent upon the completion of the service by the principal in the transaction. Contract liabilities generally include payments received in advance of performance under the contract, and are realized as revenue as the performance obligation to the customer is satisfied, which we present as deferred revenue on our consolidated balance sheets. As of January 1, 2019 and 2018, we had \$63 million and \$59 million, respectively, recorded as deferred revenue on our consolidated balance sheet, of which \$61 million and \$57 million, respectively, was recognized in revenue and \$2 million was refunded due to cancellations by travelers during both years ended December 31, 2019 and 2018. The difference between the opening and closing balances of our deferred revenue primarily results from the timing differences between when we receive customer payments and the time in which we satisfy our performance obligations. The difference between the opening and closing balances of our contract assets primarily results from the timing difference between when we satisfy our performance obligations and the time when the principal completes the service in the transaction. There were no significant changes in contract assets or deferred revenue during the years ended December 31, 2019 and 2018 related to business combinations, impairments, cumulative catch-ups or other material adjustments.

NOTE 5: EARNINGS PER SHARE

Basic Earnings Per Share Attributable to Common Stockholders

We compute basic earnings per share, or Basic EPS, by dividing net income by the weighted average number of common shares outstanding during the period. We compute the weighted average number of common shares outstanding during the reporting period using the total of common stock and Class B common stock outstanding as of the last day of the previous year end reporting period plus the weighted average of any additional shares issued and outstanding less the weighted average of any common shares repurchased during the reporting period.

Diluted Earnings Per Share Attributable to Common Stockholders

Diluted earnings per share, or Diluted EPS, includes the potential dilution of common equivalent shares outstanding that could occur from stock-based awards and other stock-based commitments using the treasury stock method. We compute Diluted EPS by dividing net income (loss) by the sum of the weighted average number of common and common equivalent shares outstanding during the period. We computed the weighted average number of common and common equivalent shares outstanding during the period using the sum of (i) the number of shares of common stock and Class B common stock used in the Basic EPS calculation as indicated above, and (ii) if dilutive, the incremental weighted average common stock that we would issue upon the assumed exercise of outstanding common equivalent shares, primarily related to stock options and the vesting of restricted stock units using the treasury stock method, and (iii) if dilutive, performance-based and market-based awards based on the number of shares that would be issuable as of the end of the reporting period assuming the end of the reporting period was also the end of the contingency period.

Under the treasury stock method, the assumed proceeds calculation includes the actual proceeds to be received from the employee upon exercise of outstanding equity awards and the average unrecognized compensation cost during the period. The treasury stock method assumes that a company uses the proceeds from the exercise of an equity award to repurchase common stock at the average market price for the reporting period.

In periods of a net loss, common equivalent shares are excluded from the calculation of Diluted EPS as their inclusion would have an antidilutive effect. Accordingly, for periods in which we report a net loss, Diluted EPS is the same as Basic EPS, since dilutive common equivalent shares are not assumed to have been issued if their effect is anti-dilutive.

Below is a reconciliation of the weighted average number of shares of common stock outstanding in calculating Diluted EPS (shares in thousands and dollars in millions, except per share amounts) for the periods presented:

	Year ended December 31,		
	2019	2018	2017
Numerator:			
Net income (loss)	\$ 126	\$ 113	\$ (19)
Denominator:			
Weighted average shares used to compute Basic EPS	138,975	138,116	140,445
Weighted average effect of dilutive securities:			
Stock options	155	351	—
RSUs/MSUs	1,528	1,908	—
Weighted average shares used to compute Diluted EPS	140,658	140,375	140,445
Basic EPS	\$ 0.91	\$ 0.82	\$ (0.14)
Diluted EPS	\$ 0.89	\$ 0.81	\$ (0.14)

Potential common shares, consisting of outstanding stock options, service and performance-based restricted stock units (“RSUs”) and market-based restricted stock units (“MSUs”), totaling approximately 6.7 million, 6.2 million, and 12.5 million, for the years ended December 31, 2019, 2018 and 2017, respectively, have been excluded from the calculations of Diluted EPS because their effect would have been antidilutive. In addition, potential common shares of certain performance-based awards of approximately 0.7 million, 0.5 million, and 0.6 million, for the years ended December 31, 2019, 2018 and 2017, respectively, for which all targets required to trigger vesting had not been achieved, were excluded from the calculation of weighted average shares used to compute Diluted EPS for those reporting periods.

The earnings per share amounts are the same for common stock and Class B common stock because the holders of each class are legally entitled to equal per share distributions whether through dividends or in liquidation. In addition, our non-vested RSUs are entitled to dividend equivalents, which will be payable to the holder subject to,

and upon vesting of, the underlying awards and are therefore forfeitable. Given such dividend equivalents are forfeitable, we do not consider them to be participating securities and, consequently, they are not subject to the two-class method of determining earnings per share.

NOTE 6: STOCK BASED AWARDS AND OTHER EQUITY INSTRUMENTS

Stock-based Compensation Expense

The following table presents the amount of stock-based compensation expense related to stock-based awards, primarily stock options and RSUs, on our consolidated statements of operations during the periods presented:

	Year ended December 31,		
	2019	2018	2017
	(in millions)		
Cost of revenue	\$ 1	\$ 1	\$ —
Selling and marketing	23	21	21
Technology and content	55	51	40
General and administrative	45	45	35
Total stock-based compensation expense	124	118	96
Income tax benefit from stock-based compensation expense	(28)	(27)	(28)
Total stock-based compensation expense, net of tax effect	<u>\$ 96</u>	<u>\$ 91</u>	<u>\$ 68</u>

We capitalized \$19 million, \$13 million and \$13 million of stock-based compensation expense as internal-use software and website development costs during the years ended December 31, 2019, 2018 and 2017, respectively.

Stock and Incentive Plans

On December 20, 2011, our 2011 Stock and Annual Incentive Plan (the “2011 Plan”) became effective and we filed a to Registration Statement registering a total of 17,500,000 shares of our common stock, of which 17,400,000 shares were issuable in connection with grants of equity-based awards under our 2011 Plan and 100,000 shares were issuable under our Deferred Compensation Plan for Non-Employee Directors (refer to “Note 15: *Employee Benefit Plans*” for information on our Deferred Compensation Plan for Non-Employee Directors). At our annual meeting of stockholders held on June 28, 2013, our stockholders approved an amendment to our 2011 Plan to, among other things, increase the aggregate number of shares of common stock authorized for issuance thereunder by 15,000,000 shares.

On June 21, 2018, our stockholders approved the 2018 Stock and Annual Incentive Plan (the “2018 Plan”) and we filed a Registration Statement registering 6,000,000 shares plus the number of shares available for issuance (and not subject to outstanding awards) under the 2011 Plan. As of the effective date of the 2018 Plan, no additional awards will be granted under the 2011 Plan. The 2018 Plan provides for the grant of stock options, stock appreciation rights, restricted stock, restricted stock units, and other stock-based awards to our directors, officers, employees and consultants. The summary of the material terms of the 2018 Plan is qualified in its entirety by the full text of the 2018 Plan previously filed.

As of December 31, 2019, the total number of shares reserved for future stock-based awards under the 2018 Plan is approximately 10.1 million shares. All shares of common stock issued in respect of the exercise of options, RSUs, or other equity awards have been issued from authorized, but unissued common stock.

Stock Based Award Activity and Valuation

Stock Option Activity

A summary of our stock option activity, consisting primarily of service-based non-qualified stock options, is presented below:

	Options Outstanding (in thousands)	Weighted Average Exercise Price Per Share	Weighted Average Remaining Contractual Life (in years)	Aggregate Intrinsic Value (in millions)
Options outstanding as of December 31, 2016	5,818	\$ 57.60		
Granted (1)	2,333	40.03		
Exercised (2)	(496)	29.37		
Cancelled or expired	(802)	65.13		
Options outstanding as of December 31, 2017	6,853	52.78		
Granted	762	43.53		
Exercised (2)	(1,162)	37.26		
Cancelled or expired	(412)	61.46		
Options outstanding as of December 31, 2018	6,041	54.00		
Granted	752	48.30		
Exercised (2)	(195)	42.17		
Cancelled or expired	(581)	56.97		
Options outstanding as of December 31, 2019	6,017	\$ 50.27	5.9	\$ —
Exercisable as of December 31, 2019	3,425	\$ 57.27	4.2	\$ —
Vested and expected to vest after December 31, 2019 (3)	6,017	\$ 50.27	5.9	\$ —

- (1) Inclusive of 780,000 stock options awarded to our Chief Executive Officer and President, or CEO, during November 2017. The estimated grant-date fair value per option, using a Black-Scholes option pricing model was \$17.33. These stock options shall vest in equal installments on each of August 1, 2021 and August 1, 2022, subject to the CEO's continuous employment with, or performance of services for, the Company. The estimated grant-date fair value of this award will be amortized on a straight-line basis over the requisite service period through August 1, 2022.
- (2) Inclusive of 120,112, 814,635, and 294,410 stock options as of December 31, 2019, 2018 and 2017, respectively, which were not converted into shares due to net share settlement in order to cover the aggregate exercise price and the required amount of employee withholding taxes. Potential shares which had been convertible under stock options that were withheld under net share settlement remain in the authorized but unissued pool under the 2018 Plan and can be reissued by the Company. Total payments for the employees' tax obligations to the taxing authorities due to net share settlements are reflected as a financing activity within the consolidated statements of cash flows.
- (3) The Company accounts for forfeitures as they occur, rather than estimate expected forfeitures as allowed under GAAP and therefore do not include a forfeiture rate in our vested and expected to vest calculation unless necessary for a performance condition award.

Aggregate intrinsic value represents the difference between the closing stock price of our common stock and the exercise price of outstanding, in-the-money options. Our closing stock price as reported on NASDAQ as of December 31, 2019 was \$30.38. The total intrinsic value of stock options exercised for the years ended December 31, 2019, 2018 and 2017 were \$2 million, \$20 million, and \$8 million, respectively.

The fair value of stock option grants has been estimated at the date of grant using the Black–Scholes option pricing model with the following weighted average assumptions for the periods presented:

	December 31,		
	2019	2018	2017
Risk free interest rate	1.79%	2.70%	2.02%
Expected term (in years)	5.19	5.45	6.13
Expected volatility	42.09%	41.86%	42.14%
Expected dividend yield	— %	— %	— %
Weighted-average grant date fair value	\$ 21.25	\$ 18.11	\$ 16.50

The total fair value of stock options vested for the years ended December 31, 2019, 2018 and 2017 were \$15 million, \$38 million, and \$40 million, respectively. Cash received from stock option exercises for the years ended December 31, 2019, 2018 and 2017 were \$2 million, \$6 million, and \$3 million, respectively.

On June 5, 2017, the Section 16 Committee of our Board of Directors approved an amendment to the nonqualified stock option award (the “Option”) granted on August 28, 2013 to Stephen Kaufer, the Company’s CEO. The amendment provided that the Option will expire on the tenth anniversary, instead of the seventh anniversary, of the grant date. Vesting conditions under the Option were not affected by this amendment. As a result of the modification, incremental fair value of \$5 million was recognized to stock-based compensation expense on a straight-line basis over the remaining vesting term, or through August 2018, in general and administrative expense on the consolidated statement of operations.

RSU Activity

A summary of our RSU activity is presented below:

	RSUs Outstanding (in thousands)	Weighted Average Grant- Date Fair Value Per Share	Aggregate Intrinsic Value (in millions)
Unvested RSUs outstanding as of December 31, 2016	2,856	\$ 69.35	
Granted (1)(2)	4,829	41.58	
Vested and released (3)	(1,030)	67.25	
Cancelled	(853)	52.64	
Unvested RSUs outstanding as of December 31, 2017	5,802	48.81	
Granted	3,302	43.04	
Vested and released (3)	(1,617)	54.22	
Cancelled	(847)	46.43	
Unvested RSUs outstanding as of December 31, 2018	6,640	44.93	
Granted (4)	4,688	47.35	
Vested and released (3)	(2,002)	48.11	
Cancelled	(857)	47.19	
Unvested RSUs outstanding as of December 31, 2019 (5)	<u>8,469</u>	\$ 45.42	\$ 258

- (1) Inclusive of 426,000 service-based RSUs awarded to our CEO during November 2017. The service-based RSU award provides for vesting in two equal annual installments on each of August 1, 2021 and August 1, 2022, subject to the CEO’s continuous employment with, or performance of services for, the Company. The estimated grant-date fair value per RSU, based on the quoted price of our common stock on the date of grant, was \$34.71. The estimated grant-date fair value of this award will be amortized on a straight-line basis over the requisite service period through August 1, 2022.
- (2) Excludes from the 2017 RSU grants, a performance-based RSU grant for 213,000 shares awarded to our CEO during November 2017. This award provides for vesting based on the extent to which the Company achieves

certain financial and/or the CEO achieves certain strategic performance metrics relative to the targets to be established by the Company's Compensation Committee. One quarter of these RSUs may vest and settle annually based on actual performance relative to the targets established annually for each of the four fiscal years ending December 31, 2018, December 31, 2019, December 31, 2020, and December 31, 2021, of which 60,582 RSUs vested and settled during the year ending December 31, 2019 related to the achievement of 2018 annual performance targets. The estimated grant-date fair value per RSU will be calculated upon the establishment of annual performance targets and each tranche will be amortized on a straight-line basis over its requisite service period. At any point in time during the vesting period, the award's expense to date will at least equal the portion of the grant-date fair value that is expected to vest at that date. Based upon actual attainment relative to the target performance metrics, the CEO has the ability to receive up to 125% of the target number originally granted, or to be issued none at all.

- (3) Inclusive of 532,164, 424,848, and 301,932 RSUs as of December 31, 2019, 2018 and 2017, respectively, withheld due to net share settlement to satisfy required employee tax withholding requirements. Potential shares which had been convertible under RSUs that were withheld under net share settlement remain in the authorized but unissued pool under the 2018 Plan and can be reissued by the Company. Total payments for the employees' tax obligations to the taxing authorities due to net share settlements are reflected as a financing activity within the consolidated statements of cash flows.
- (4) Inclusive of 843,426 dividend equivalents issued to employees holding non-vested RSU grant awards in conjunction with our special cash dividend declared on November 1, 2019, which will be payable to the holder subject to, and upon vesting of, the underlying awards.
- (5) The Company accounts for forfeitures as they occur, rather than estimate expected forfeitures as allowed under GAAP and therefore do not include a forfeiture rate in our vested and expected to vest calculation unless necessary for a performance condition award.

A summary of our RSU activity for MSUs is presented below:

	MSUs Outstanding (in thousands)	Weighted Average Grant- Date Fair Value Per Share	Aggregate Intrinsic Value (in millions)
Unvested MSUs outstanding as of December 31, 2017 (1)	213	\$ 30.04	
Granted (2)	71	59.40	
Vested and released	—		
Cancelled	—		
Unvested MSUs outstanding as of December 31, 2018	284	37.41	
Granted (3)(4)	121	51.76	
Vested and released	—		
Cancelled	(16)	58.63	
Unvested MSUs outstanding as of December 31, 2019	<u>389</u>	\$ 40.99	\$ 12

- (1) Represents 213,000 market-based RSU or MSUs awarded to the Company's CEO in November 2017. The MSU award provides for vesting based upon the Company's total shareholder return, or TSR, performance over the period commencing January 1, 2018 through December 31, 2020 relative to the TSR performance of the Nasdaq Composite Total Return Index. Based upon actual attainment relative to the target performance metric, the CEO has the ability to receive up to 125% of the target number of MSUs originally granted, or to be issued none at all.
- (2) MSUs provide for vesting based upon the Company's total shareholder return, or TSR, performance over the period commencing January 1, 2018 through December 31, 2020 relative to the TSR performance of the Nasdaq Composite Total Return Index. Based upon actual attainment relative to the target performance metric, the grantee has the ability to receive up to 200% of the target number of MSUs originally granted, or to be issued none at all. These MSUs were granted under the 2011 Plan.
- (3) Inclusive of 78,050 MSUs which provide for vesting based upon the Company's total shareholder return, or TSR, performance over the period commencing January 1, 2019 through December 31, 2021 relative to the TSR performance of the Nasdaq Composite Total Return Index. Based upon actual attainment relative to the

target performance metric, the grantee has the ability to receive up to 200% of the target number of MSUs originally granted, or to be issued none at all. These MSUs were granted under the 2018 Plan.

- (4) Inclusive of 42,477 dividend equivalents issued to employees holding non-vested MSU grant awards in conjunction with our special cash dividend declared on November 1, 2019, which will be payable to the holder subject to, and upon vesting of, the underlying awards.

A Monte-Carlo simulation model, which simulated the present value of the potential outcomes of future stock prices and TSR of the Company and the Nasdaq Composite Total Return Index over the performance period, was used to calculate the grant-date fair value of our MSU awards. The estimated grant-date fair value of these awards is being amortized on a straight-line basis over the requisite service period.

Unrecognized Stock-Based Compensation

A summary of our remaining unrecognized compensation expense and the weighted average remaining amortization period at December 31, 2019 related to our non-vested equity awards is presented below (in millions, except in years information):

	Stock	
	Options	RSUs/MSUs
Unrecognized compensation expense	\$ 32	\$ 248
Weighted average period remaining (in years)	2.6	2.5

NOTE 7: FINANCIAL INSTRUMENTS AND FAIR VALUE MEASUREMENTS

Marketable Securities

The following table shows our marketable securities, by consolidated balance sheet classification and major security type, that are measured at fair value on a recurring basis and were categorized using the fair value hierarchy, as well as their classification on our consolidated balance sheet, as of the periods presented (in millions):

	December 31, 2018			
	Total Amortized Cost	Total Fair Value (1)	Cash and Cash Equivalents	Short-Term Marketable Securities
Level 1:				
Money market funds	\$ 128	\$ 128	\$ 128	—
Level 2:				
Commercial paper	20	20	5	15
Total	\$ 148	\$ 148	\$ 133	\$ 15

(1) As of December 31, 2018, any unrealized gains or losses related to our marketable securities were not material.

We had no outstanding marketable securities as of December 31, 2019.

Our cash equivalents consist of money market funds and other marketable securities, with maturities of 90 days or less at the date of purchase. Our short-term marketable securities include maturities that were greater than 90 days at the date purchased and had 12 months or less remaining at December 31, 2018.

We classify our marketable securities within Level 1 and Level 2 as we value these financial instruments using quoted market prices (Level 1) or alternative pricing sources (Level 2). The valuation technique we used to measure the fair value of money market funds was derived from quoted prices in active markets for identical assets or liabilities. Fair values for Level 2 marketable securities are considered “Level 2” valuations because they are obtained from independent pricing sources for identical or comparable instruments, rather than direct observations of quoted prices in active markets. Our procedures include controls to ensure that appropriate fair values are

recorded, including comparing the fair values obtained from our independent pricing services against fair values obtained from another independent source.

There were no material realized gains or losses related to sales of our marketable securities for the years ended December 31, 2019, 2018 and 2017.

Non-Marketable Investments

Equity Securities Accounted for under the Equity Method

In November 2019, the Company and Ctrip Investment Holding Ltd, a majority-owned subsidiary of Trip.com Group Limited, entered into an agreement to combine certain assets in China through the creation of a new entity, Chelsea Investment Holding Company PTE, Ltd. Tripadvisor contributed a portion of its business in China, to Chelsea Investment Holding Company PTE, Ltd, including a long-term exclusive brand and content license and other assets, in return for a 40% equity ownership interest in Chelsea Investment Holding Company PTE, Ltd. This investment resulted in the Company recording an initial equity method investment of \$41 million, included in non-marketable investments on our consolidated balance sheet as of December 31, 2019, and a \$39 million deferred income liability attributable to the brand and content license, included in accrued expenses and other current liabilities and other long-term liabilities on our consolidated balance sheet of \$3 million and \$36 million, respectively as of December 31, 2019. The Company expects to earn the deferred income ratably over a 15-year period, congruent with the initial term of the brand and content license, presented in other income (expense), net on the consolidated statement of operations. The investment is being accounted for as an equity method investment as the Company determined it has the ability to exercise significant influence over the investee.

Investments in Privately-Held Companies

We hold investments in equity securities of privately-held companies, which are typically at an early stage of development and do not have a readily determinable fair value. As of December 31, 2019 and 2018, the total carrying value of these investments was \$14 million and \$12 million, respectively, and included in non-marketable investments on our consolidated balance sheet. Our policy is to measure these investments at cost less impairment, if any, plus or minus changes resulting from observable price changes in orderly transactions for the identical or a similar investment of the same issuer such observable price changes may include instances where the investee issues equity securities to new investors, thus creating a new indicator of fair value, as an example. On a quarterly basis, we perform a qualitative assessment considering impairment indicators to evaluate whether these investments are impaired and also monitor for any observable price changes. The Company determined that no changes were required to the carrying value of these equity investments at December 31, 2019 and 2018 and recognized a loss of \$2 million related to an equity investment during the year ended December 31, 2017 in other income (expense), net on our consolidated statements of operations.

Derivative Financial Instruments

We generally use forward contracts to reduce the effects of foreign currency exchange rate fluctuations on our cash flows primarily for the Euro versus the U.S. Dollar. For the periods ended December 31, 2019, 2018 and 2017, respectively, our forward contracts have not been designated as hedges and generally had maturities of less than 90 days. Our outstanding or unsettled forward contracts are carried at fair value on our consolidated balance sheets at December 31, 2019 and 2018. We measure the fair value of our outstanding or unsettled derivatives using Level 2 fair value inputs, as we use a pricing model that takes into account the contract terms as well as current foreign currency exchange rates in active markets. We recognize any gain or loss resulting from the change in fair value of our foreign currency forward contracts in other income (expense), net on our consolidated statement of operations. We recorded a net gain of \$1 million for the year ended December 31, 2019, a net loss of \$3 million for the year ended December 31, 2018, and was not material for the year ended December 31, 2017, respectively, related to our forward contracts.

The following table shows the notional principal amounts of our outstanding derivative instruments for the periods presented:

	<u>December 31,</u> <u>2019</u>	<u>December 31,</u> <u>2018</u>
	(in millions)	
Foreign currency exchange-forward contracts (1)(2)	\$ 10	\$ 13

- (1) Derivative contracts address foreign currency exchange fluctuations for the Euro versus the U.S. dollar. The Company had one and two outstanding derivative contracts as of December 31, 2019 and 2018, respectively. These outstanding derivatives are not designated as hedging instruments.
- (2) The fair value of our outstanding derivatives as of December 31, 2019 and 2018, respectively, was not material and was reported as a liability in accrued expenses and other current liabilities on our consolidated balance sheets.

Other Financial Instruments

Other financial instruments not measured at fair value on a recurring basis include accounts receivable and contract assets, accounts payable, deferred merchant payables, short-term debt, accrued expenses and other current liabilities. The carrying amount of these financial instruments approximate their fair value because of the short maturity of these instruments as reported on our consolidated balance sheets as of December 31, 2019 and December 31, 2018, respectively.

The Company did not have any material assets or liabilities measured at fair value on a recurring basis using Level 3 unobservable inputs at both December 31, 2019 and December 31, 2018.

NOTE 8: PROPERTY AND EQUIPMENT, NET

Property and equipment, net consists of the following for the periods presented:

	<u>December 31, 2019</u>	<u>December 31, 2018</u>
	(in millions)	
Capitalized software and website development	\$ 335	\$ 259
Building (1)	—	123
Finance lease right-of-use asset (1)	114	—
Leasehold improvements	49	41
Computer equipment and purchased software	70	52
Furniture, office equipment and other	21	18
	<u>589</u>	<u>493</u>
Less: accumulated depreciation	(319)	(240)
Total	<u>\$ 270</u>	<u>\$ 253</u>

- (1) Refer to “Note 2: *Significant Accounting Policies*,” regarding the transition accounting related to our adoption of ASC 842 and the subsequent accounting for our Headquarter Lease.

As of December 31, 2019 and December 31, 2018, the carrying value of our capitalized software and website development costs, net of accumulated amortization, was \$115 million and \$99 million, respectively. For the years ended December 31, 2019, 2018 and 2017, we capitalized \$79 million, \$63 million and \$65 million, respectively, related to software and website development costs. For the years ended December 31, 2019, 2018 and 2017, we recorded amortization of capitalized software and website development costs of \$63 million, \$59 million and \$54 million, respectively, which is included in depreciation expense on our consolidated statements of operations for those years.

NOTE 9: GOODWILL AND INTANGIBLE ASSETS, NET

The following table summarizes our goodwill activity by reportable segment for the periods presented:

	Hotel	Non-Hotel	Hotels, Media & Platform	Experiences & Dining	Other (4)	Total
	(in millions)		(in millions)			
Balance as of December 31, 2017	\$ 451	\$ 307	\$ —	\$ —	\$ —	\$ 758
Acquisitions (1)	—	11	—	—	—	11
Other adjustments (2)	—	(13)	—	—	—	(13)
Balance as of December 31, 2018	\$ 451	\$ 305	\$ —	\$ —	\$ —	\$ 756
Allocation to new segments (3)	(451)	(305)	405	250	101	—
Acquisitions (1)	—	—	—	\$ 85	\$ —	85
Other adjustments (2)	—	—	—	(2)	1	(1)
Balance as of December 31, 2019	<u>\$ —</u>	<u>\$ —</u>	<u>\$ 405</u>	<u>\$ 333</u>	<u>\$ 102</u>	<u>\$ 840</u>

- (1) The additions to goodwill relate to our business acquisitions. Refer to “Note 3: *Acquisitions and Other Investments*,” for further information.
- (2) Primarily related to impact of changes in foreign currency exchange rates to goodwill.
- (3) Refer to “Note 1: *Organization and Business Description*” for information on our reporting segment changes in the first quarter of 2019.
- (4) Other consists of the combination of our Rentals, Flights/Cruises/Car, SmarterTravel, and Tripadvisor China business units and does not constitute a reportable segment.

Intangible assets, which were acquired in business combinations and recorded at fair value on the date of purchase, consist of the following for the periods presented:

	December 31,	
	2019	2018
	(in millions)	
Intangible assets with definite lives	\$ 253	\$ 228
Less: accumulated amortization	(173)	(140)
Intangible assets with definite lives, net	80	88
Intangible assets with indefinite lives	30	30
Total	<u>\$ 110</u>	<u>\$ 118</u>

Amortization expense for definite-lived intangible assets was \$33 million, \$34 million, and \$32 million, for the years ended December 31, 2019, 2018 and 2017, respectively. Our indefinite-lived intangible assets relate to trade names and trademarks.

There were no impairment charges recognized to our consolidated statement of operations during the years ended December 31, 2019, 2018 and 2017 related to our goodwill or intangible assets.

The following table presents the components of our intangible assets with definite lives for the periods presented:

Weighted Average Remaining Life (in years)	December 31, 2019			December 31, 2018		
	Gross	Net	Gross	Gross	Net	Net
	Carrying Amount	Carrying Amount	Carrying Amount	Carrying Amount	Carrying Amount	Carrying Amount
	(in millions)			(in millions)		
Trade names and trademarks	4.5 \$ 59	\$ (35)	\$ 24	\$ 57	\$ (28)	\$ 29
Customer lists and supplier relationships	4.4 98	(65)	33	88	(53)	35
Subscriber relationships	3.3 40	(29)	11	34	(25)	9
Technology and other	5.1 56	(44)	12	49	(34)	15
Total	4.4 \$ 253	\$ (173)	\$ 80	\$ 228	\$ (140)	\$ 88

Refer to “Note 3: *Acquisitions and Other Investments*” above for a discussion of definite lived intangible assets acquired in business combinations during the years ended December 31, 2019 and 2018.

Our definite-lived intangible assets are being amortized on a straight-line basis. The straight-line method of amortization is currently our best estimate, or approximates to date, the distribution of the economic use of these intangible assets.

The estimated amortization expense for intangible assets with definite lives for each of the next five years, and the expense thereafter, assuming no subsequent impairment of the underlying assets or change in estimate of remaining lives, is expected to be as follows (in millions):

2020	\$ 26
2021	19
2022	13
2023	9
2024	6
2025 and thereafter	7
Total	<u>\$ 80</u>

NOTE 10: DEBT

2015 Credit Facility

In June 2015, we entered into a five-year credit agreement with a group of lenders which, among other things, provided for a \$1 billion unsecured revolving credit facility (the “2015 Credit Facility”) and immediately borrowed \$290 million. In May 2017, the 2015 Credit Facility was amended to, among other things, (i) increase the aggregate amount of revolving loan commitments available from \$1.0 billion to \$1.2 billion; and (ii) extend the maturity date of the 2015 Credit Facility from June 26, 2020 to May 12, 2022 (the “First Amendment”). Borrowings under the 2015 Credit Facility generally bear interest, at the Company’s option, at a rate per annum equal to either (i) the Eurocurrency Borrowing rate, or the adjusted LIBO rate for the interest period in effect for such borrowing; plus an applicable margin ranging from 1.25% to 2.00% (“Eurocurrency Spread”), based on the Company’s leverage ratio; or (ii) the Alternate Base Rate (“ABR”) Borrowing, which is the greatest of (a) the Prime Rate in effect on such day, (b) the New York Fed Bank Rate in effect on such day plus 1/2 of 1.00% per annum and (c) the Adjusted LIBO Rate (or LIBO rate multiplied by the Statutory Reserve Rate) for an interest period of one month plus 1.00%; in addition to an applicable margin ranging from 0.25% to 1.00% (“ABR Spread”), based on the Company’s leverage ratio. The Company may borrow from the 2015 Credit Facility in U.S. dollars, Euros and British pound.

During the year ended December 31, 2018, we repaid all of our outstanding borrowings, or approximately \$230 million, under the 2015 Credit Facility. This repayment was primarily made from a one-time cash repatriation of \$325 million of foreign earnings to the United States during the year ended December 31, 2018. During the year

ended December 31, 2017, we borrowed \$435 million and repaid \$296 million of our outstanding borrowings under the 2015 Credit Facility. These net borrowings during the year were primarily used to repurchase shares of our outstanding common stock under a share repurchase program, which is described in “Note 16: *Stockholders Equity*”.

As of December 31, 2019 and 2018, we had no outstanding borrowings and approximately \$1.2 billion of borrowing capacity available under our 2015 Credit Facility. We are required to pay a quarterly commitment fee, at an applicable rate ranging from 0.15% to 0.30%, on the daily unused portion of the revolving credit facility for each fiscal quarter and additional fees in connection with the issuance of letters of credit. As of December 31, 2019 and 2018, our unused revolver capacity was subject to a commitment fee of 0.15%, given the Company’s leverage ratio. The 2015 Credit Facility includes \$15 million of borrowing capacity available for letters of credit and \$40 million for Swingline borrowings on same-day notice. As of December 31, 2019 and 2018, we had issued \$3 million of outstanding letters of credit under the 2015 Credit Facility. We recorded total interest expense and commitment fees on our 2015 Credit Facility of \$2 million, \$3 million and \$6 million for the years ended December 31, 2019, 2018 and 2017, respectively, to interest expense on our consolidated statements of operations. All unpaid interest and commitment fee amounts as of December 31, 2019 and December 31, 2018, respectively, were not material. We also incurred lender fees and debt financing costs in connection with entering into the 2015 Credit Facility and in connection with the First Amendment totaling \$5 million, which were capitalized as deferred financing costs and recorded to other long-term assets on the consolidated balance sheet. As of December 31, 2019, the Company has \$2 million remaining in deferred financing costs in connection with the 2015 Credit Facility. These costs are being amortized over the remaining term on a straight line basis and recorded to interest expense on our consolidated statements of operations.

There is no specific repayment date prior to the maturity date for any borrowings under this credit agreement. We may voluntarily repay any outstanding borrowing under the 2015 Credit Facility at any time without premium or penalty, other than customary breakage costs with respect to Eurocurrency loans. Additionally, the Company believes that the likelihood of the lender exercising any subjective acceleration rights, which would permit the lenders to accelerate repayment of any outstanding borrowings, is remote. As such, we classify any borrowings under this facility as long-term debt. The 2015 Credit Facility contains a number of covenants that, among other things, restrict our ability to: incur additional indebtedness, create liens, enter into sale and leaseback transactions, engage in mergers or consolidations, sell or transfer assets, pay dividends and distributions, make investments, loans or advances, prepay certain subordinated indebtedness, make certain acquisitions, engage in certain transactions with affiliates, amend material agreements governing certain subordinated indebtedness, and change our fiscal year. The 2015 Credit Facility also requires us to maintain a maximum leverage ratio and contains certain customary affirmative covenants and events of default, including a change of control. If an event of default occurs, the lenders under the 2015 Credit Facility will be entitled to take various actions, including the acceleration of all amounts due under the 2015 Credit Facility. As of December 31, 2019 and 2018, we were in compliance with all of our debt covenants.

2016 Credit Facility

We were party to an uncommitted facility agreement which provided for a \$73 million unsecured revolving credit facility (the “2016 Credit Facility”) with no specific expiration date. We initially borrowed \$73 million from this uncommitted credit facility during the year ended December 31, 2016, which was used for general working capital needs of the Company primarily for partial repayment of our 2015 Credit Facility, and we subsequently repaid the full amount during the year ended December 31, 2017. The Company terminated the 2016 Credit Facility in June 2018. We had no outstanding borrowings under the 2016 Credit Facility at the time of termination.

Chinese Credit Facilities

We are party to a \$30 million, one-year revolving credit facility with Bank of America (the “Chinese Credit Facility—BOA”) that is currently subject to review on a periodic basis with no specific expiration period. This credit facility generally bears interest at a rate based on the People’s Bank of China benchmark, including certain adjustments, which may be made in accordance with market conditions at the time of borrowing. As of both December 31, 2019 and 2018, there were no outstanding borrowings under this credit facility.

We were also party to a RMB 70,000,000 (approximately \$10 million) one-year revolving credit facility with J.P. Morgan Chase Bank (“Chinese Credit Facility-JPM”) through September 2019, when the Company did not renew this credit facility. We had no outstanding borrowings under this credit facility at the time of termination or at December 31, 2018.

NOTE 11: INCOME TAXES

The following table presents a summary of our domestic and foreign income before income taxes:

	Year Ended December 31,		
	2019	2018	2017
	(in millions)		
Domestic	\$ 92	\$ 104	\$ 81
Foreign	102	69	29
Total	<u>\$ 194</u>	<u>\$ 173</u>	<u>\$ 110</u>

The following table presents a summary of the components of our provision for income taxes:

	Year Ended December 31,		
	2019	2018	2017
	(in millions)		
Current income tax expense:			
Federal	\$ 31	\$ 37	\$ 93
State	5	12	1
Foreign	26	17	6
Current income tax expense	<u>62</u>	<u>66</u>	<u>100</u>
Deferred income tax expense (benefit):			
Federal	25	(10)	25
State	7	(1)	2
Foreign	(26)	5	2
Deferred income tax expense (benefit):	<u>6</u>	<u>(6)</u>	<u>29</u>
Provision for income taxes	<u>\$ 68</u>	<u>\$ 60</u>	<u>\$ 129</u>

The Company reduced its current income tax payable by \$24 million, \$15 million and \$27 million for the years ended December 31, 2019, 2018 and 2017, respectively, for tax deductions attributable to the exercise or settlement of the Company’s stock-based awards.

The significant components of our deferred tax assets and deferred tax liabilities as of December 31, 2019 and 2018 are as follows:

	December 31,	
	2019	2018
	(in millions)	
Deferred tax assets:		
Stock-based compensation	\$ 47	\$ 44
Net operating loss carryforwards	49	38
Provision for accrued expenses	6	6
Deferred rent	—	3
Lease financing obligation	24	22
Foreign advertising spend	15	15
Deferred expense related to cost-sharing arrangement	-	31
Interest carryforward	20	14
Other	14	10
Total deferred tax assets	\$ 175	\$ 183
Less: valuation allowance	(72)	(57)
Net deferred tax assets	\$ 103	\$ 126
Deferred tax liabilities:		
Intangible assets	\$ (51)	\$ (57)
Property and equipment	(27)	(22)
Prepaid expenses	(2)	(2)
Building - corporate headquarters	(22)	(23)
Deferred income related to cost-sharing arrangement	—	(16)
Other	(2)	—
Total deferred tax liabilities	\$ (104)	\$ (120)
Net deferred tax asset (liability)	\$ (1)	\$ 6

At December 31, 2019, we had federal, state and foreign net operating loss carryforwards (“NOLs”) of approximately \$4 million, \$32 million and \$201 million, respectively. If not utilized, the federal and state NOLs will expire at various times between 2020 and 2037 and the foreign NOLs will expire at various times between 2020 and 2028.

As of December 31, 2019, we had a valuation allowance of approximately of \$72 million related to certain NOL carryforwards and other foreign deferred tax assets for which it is more likely than not, the tax benefit will not be realized. This amount represented an increase of \$15 million, as compared to balance as of December 31, 2018. The increase is primarily related to additional foreign net operating losses. Except for certain foreign deferred tax assets, we expect to realize all of our deferred tax assets based on a strong history of earnings in the U.S. and other jurisdictions, as well as future reversals of taxable temporary differences.

A reconciliation of the provision for income taxes to the amounts computed by applying the statutory federal income tax rate to income before income taxes is as follows:

	Year Ended December 31,		
	2019	2018	2017
	(in millions)		
Income tax expense at the federal statutory rate	\$ 40	\$ 36	\$ 38
Foreign rate differential	(16)	(17)	(25)
State income taxes, net of effect of federal tax benefit	9	9	5
Unrecognized tax benefits and related interest	11	15	12
Change in cost-sharing treatment of stock-based compensation	15	(3)	(5)
FDII, GILTI and other provisions	(3)	(5)	—
Impacts related to the 2017 Tax Act	—	—	73
Research tax credit	(11)	(9)	(8)
Stock-based compensation	4	8	13
Change in valuation allowance	6	9	25
Local income tax on intercompany transaction (1)	7	10	—
Executive compensation	3	2	1
Other, net	3	5	—
Provision for income taxes	<u>\$ 68</u>	<u>\$ 60</u>	<u>\$ 129</u>

- (1) During 2018, we completed an intra-entity transfer from Australia to the U.S. of certain intangible property (“IP”) rights associated with a subsidiary’s technology platform. This transfer resulted in an income tax expense for Australian tax purposes of approximately \$10 million. As a result of the IP transfer, we utilized NOLs and consequently released the valuation allowance on our Australian entity. During 2019, we completed an intra-entity transfer from China to Singapore of certain IP. As a result of the transfer, we utilized NOLs and consequently released the valuation allowance on certain deferred tax assets on our China entity.

During 2011, the Singapore Economic Development Board accepted our application to receive a tax incentive under the International Headquarters Award. This incentive provides for a reduced tax rate on qualifying income of 5% as compared to Singapore’s statutory tax rate of 17% and is conditional upon our meeting certain employment and investment thresholds. This agreement has been extended until June 30, 2021 as we have met certain employment and investment thresholds. This benefit resulted in a decrease to our 2019 provision for income tax expense of \$2 million.

The 2017 Tax Act was signed into United States tax law on December 22, 2017. The 2017 Tax Act significantly changed the U.S. corporate income tax regime by, among other things, lowering the U.S. corporate tax rate from 35% to 21% effective January 1, 2018. The 2017 Tax Act also provided for a mandatory one-time tax on the deemed repatriation of accumulative foreign earnings of foreign subsidiaries (the “Transition Tax”), as well as prospective changes beginning in 2018, including additional limitations on executive compensation. Under GAAP, the effects of changes in income tax rates and laws are recognized in the period in which the new legislation is enacted. We recorded an estimate of \$67 million of Transition Tax, and \$6 million due to a remeasurement of our net deferred tax assets, during the year ended December 31, 2017, which reflected provisional amounts for those specific income tax effects of the 2017 Tax Act. Subsequent adjustments in 2018 were not significant.

We are subject to additional requirements of the 2017 Tax Act during the year ended December 31, 2019. Those provisions include a deduction for foreign derived intangible income (“FDII”), a tax on global intangible low-taxed income (“GILTI”), a limitation of certain executive compensation, and other immaterial provisions. We have elected to account for GILTI as a period cost, and therefore included GILTI expense in the effective income tax rate calculation. Our 2019 effective income tax rate includes our estimates of these new provisions, with a net tax benefit of \$3 million recorded during the year ended December 31, 2019. Our estimates may be revised in future periods as we obtain additional data, and as the IRS issues new guidance implementing the law changes.

As a result of the 2017 Tax Act, foreign earnings may now generally be repatriated back to the U.S. without incurring U.S. federal income tax. Historically, we have asserted our intention to indefinitely reinvest the cumulative undistributed earnings of our foreign subsidiaries. In response to increased cash requirements in the U.S. related to

the Company's declaration of a special cash dividend and other strategic initiatives during the fourth quarter of 2019, we determined that we no longer consider \$501 million of these foreign earnings to be indefinitely reinvested. During the year ended December 31, 2019, we recorded a deferred tax liability of \$1 million for the U.S. state income tax and foreign withholding tax liabilities on the cumulative undistributed foreign earnings that are not indefinitely reinvested. We intend to indefinitely reinvest \$118 million of our foreign earnings in our non-US subsidiaries. Determination of the amount of unrecognized deferred income tax liability related to these earnings is not practicable.

For purposes of governing certain of the ongoing relationships between us and Expedia at and after the Spin-Off, and to provide for an orderly transition, we and Expedia entered into various agreements at the time of the Spin-Off, which Tripadvisor has satisfied its obligations. However, Tripadvisor continues to be subject to certain post Spin-Off obligations under the Tax Sharing Agreement. Under the Tax Sharing Agreement between us and Expedia, we are generally required to indemnify Expedia for any taxes resulting from the Spin-Off (and any related interest, penalties, legal and professional fees, and all costs and damages associated with related stockholder litigation or controversies) to the extent such amounts resulted from (i) any act or failure to act by us described in the covenants in the tax sharing agreement, (ii) any acquisition of our equity securities or assets or those of a member of our group, or (iii) any failure of the representations with respect to us or any member of our group to be true or any breach by us or any member of our group of any covenant, in each case, which is contained in the separation documents or in the documents relating to the IRS private letter ruling and/or the opinion of counsel. The full text of the Tax Sharing Agreement is incorporated by reference in this Annual Report on Form 10-K as Exhibit 10.2.

By virtue of consolidated income tax returns previously filed with Expedia, we are currently under an IRS audit for the 2009, 2010 and short-period 2011 tax years. We are separately under examination by the IRS for the short-period 2011 and 2012-2016 tax years, under an employment tax audit by the IRS for the 2013-2016 tax years, and have various ongoing audits for state income tax returns. These audits include questioning of the timing and the amount of income and deductions and the allocation of income among various tax jurisdictions. These examinations may lead to proposed or ordinary course adjustments to our taxes. We are no longer subject to tax examinations by tax authorities for years prior to 2009. As of December 31, 2019, no material assessments have resulted, except as noted below regarding our 2009, 2010, and 2011 IRS audit with Expedia and our 2012 and 2013 standalone IRS audit.

In January 2017 and April 2019, as part of the IRS audit of Expedia, we received Notices of Proposed Adjustment from the IRS for the 2009, 2010, and 2011 tax years. Subsequently, in September 2019, as part of Tripadvisor's standalone audit, we received Notices of Proposed Adjustment from the IRS for the 2012 and 2013 tax years. These proposed adjustments are related to certain transfer pricing arrangements with our foreign subsidiaries, and would result in an increase to our worldwide income tax expense in an estimated range of \$35 million to \$40 million at the close of the audit if the IRS prevails, after consideration of competent authority relief and Transition Tax, exclusive of interest and penalties. We disagree with the proposed adjustments and we intend to defend our position through applicable administrative and, if necessary, judicial remedies. Our policy is to review and update tax reserves as facts and circumstances change. Based on our interpretation of the regulations and available case law, we believe the position we have taken with regard to transfer pricing with our foreign subsidiaries is sustainable. In addition to the risk of additional tax for 2009 through 2013 transactions, if the IRS were to seek transfer pricing adjustments of a similar nature for transactions in subsequent years, we would be subject to significant additional tax liabilities.

In July 2015, the United States Tax Court (the "Court") issued an opinion favorable to Altera with respect to Altera's litigation with the IRS. This opinion was submitted as a final decision under Tax Court Rule 155 during December 2015. The litigation relates to the treatment of stock-based compensation expense in an inter-company cost-sharing arrangement with Altera's foreign subsidiary. In its opinion, the Court accepted Altera's position of excluding stock-based compensation from its inter-company cost-sharing arrangement. The IRS appealed the Court decision on February 19, 2016. On June 7, 2019, a three-judge panel from the Ninth Circuit Court of Appeals reversed the Court's decision and upheld the validity of the Treasury regulation (Reg. sec. 1.482-7A(d)(2)) requiring stock-based compensation costs to be included in the costs shared in a cost-sharing arrangement. Based on this Ninth Circuit Court of Appeals decision, we recorded a cumulative income tax expense of \$15 million during the year ended December 31, 2019, which was a reversal of income tax benefits taken by the Company since the Court's 2015 opinion. If the June 7, 2019 Ninth Circuit Court of Appeals decision is reversed, we would anticipate recording

an income tax benefit at that time. In November 2019, the Ninth Circuit denied Altera’s request for a rehearing en banc. On February 10th, 2020, Altera filed a certiorari petition with the Supreme Court, asking it to hear an appeal of the Ninth Circuit’s decision. If the Supreme Court does not hear the appeal, the Ninth Circuit’s decision will be final. The Company will continue to monitor this matter and related potential impacts to its consolidated financial statements.

A reconciliation of the beginning and ending amount of gross unrecognized tax benefits (excluding interest and penalties) is as follows:

	December 31,		
	2019	2018	2017
	(in millions)		
Balance, beginning of year	\$ 136	\$ 123	\$ 105
Increases to tax positions related to the current year	11	11	17
Increases to tax positions related to the prior year	1	2	1
Reductions due to lapsed statute of limitations	—	—	—
Decreases to tax positions related to the prior year	(8)	—	—
Settlements during current year	—	—	—
Balance, end of year	<u>\$ 140</u>	<u>\$ 136</u>	<u>\$ 123</u>

As of December 31, 2019, we had \$140 million of unrecognized tax benefits, net of interest, which is classified as long-term and included in other long-term liabilities and deferred income taxes, net on our consolidated balance sheet. The amount of unrecognized tax benefits, if recognized, would reduce income tax expense by \$82 million, due to correlative adjustments in other tax jurisdictions. We recognize interest and penalties related to unrecognized tax benefits in income tax expense on our consolidated statement of operations. As of December 31, 2019 and 2018, total gross interest accrued was \$29 million and \$20 million, respectively. We anticipate that the liability for unrecognized tax benefits could decrease by up to \$12 million within the next twelve months due to the settlement of examinations of issues with tax authorities.

NOTE 12: ACCRUED EXPENSES AND OTHER CURRENT LIABILITIES

Accrued expenses and other current liabilities consisted of the following for the periods presented:

	December 31,	
	2019	2018
	(in millions)	
Accrued employee salary, bonus, and related benefits	\$ 74	\$ 67
Accrued marketing costs	27	31
Current income taxes payable (1)	14	7
Finance lease liability - current portion (2)	5	—
Operating lease liabilities - current portion (2)	20	—
Other	63	46
Total	<u>\$ 203</u>	<u>\$ 151</u>

- (1) Refer to “Note 11: *Income Taxes*” for additional information.
- (2) Refer to “Note 2: *Significant Accounting Policies*” for further information regarding our leases, including the transition accounting and updated accounting policies upon adoption of ASC 842 in 2019.

NOTE 13: OTHER LONG-TERM LIABILITIES

Other long-term liabilities consisted of the following for the periods presented:

	December 31, 2019	December 31, 2018
	(in millions)	
Unrecognized tax benefits (1)	\$ 167	\$ 148
Long-term income taxes payable (2)	31	31
Financing obligation, net of current portion (3)	—	83
Finance lease liability, net of current portion (3)	78	—
Operating lease liabilities, net of current portion (3)	64	—
Deferred income liability (4)	36	—
Other	4	20
Total	<u>\$ 380</u>	<u>\$ 282</u>

- (1) Refer to “Note 11: *Income Taxes*” for additional information on our unrecognized tax benefits. Amount includes accrued interest related to this liability.
- (2) Amount relates to the long-term portion of Transition Tax related to 2017 Tax Act. Refer to “Note 11: *Income Taxes*,” for additional information.
- (3) Refer to “Note 2: *Significant Accounting Policies*” for further information regarding our leases, including the transition accounting and updated accounting policies upon adoption of ASC 842 in 2019.
- (4) Amount relates to long-term portion of a deferred income liability recorded as a result of an equity method investment in the fourth quarter of 2019. Refer to “Note 7: *Financial Instruments and Fair Value Measurements*” for additional information.

NOTE 14: COMMITMENTS AND CONTINGENCIES

As of December 31, 2019, we have contractual obligations and commercial commitments that include expected commitment fees on our 2015 Credit Facility and purchase obligations, as summarized in the table below. The expected timing of the payment of the obligations discussed below is estimated based on information available to us as of December 31, 2019. Timing of payments and actual amounts paid may be different depending on the time of receipt of goods or services or changes to agreed-upon amounts for some obligations.

	Total	By Period			
		Less than 1 year	1 to 3 years	3 to 5 years	More than 5 years
		(in millions)			
Purchase obligations and other (1)	\$ 10	\$ 3	\$ 4	\$ 3	\$ —
Expected commitment fee payments on 2015 Credit Facility (2)	4	2	2	—	—
Total (3)(4)	<u>\$ 14</u>	<u>\$ 5</u>	<u>\$ 6</u>	<u>\$ 3</u>	<u>\$ —</u>

- (1) Estimated purchase obligations that are fixed and determinable, primarily related to telecommunication contracts, with various expiration dates through approximately December 2024. These contracts have non-cancelable terms or are cancelable only upon payment of significant penalty.
- (2) Expected commitment fee payments are based on the daily unused portion of our 2015 Credit Facility, issued letters of credit, and the effective commitment fee rate as of December 31, 2019; however, these variables could change significantly in the future. Refer to “Note 10: *Debt*” for a discussion of the 2015 Credit Facility with additional information on our available borrowing capacity and effective commitment fee as of December 31, 2019.
- (3) Excluded from the table was \$3 million of undrawn standby letters of credit, primarily as security deposits for certain property leases as of December 31, 2019.
- (4) Refer to “Note 2: *Significant Accounting Policies*” for expected future lease payments under existing non-cancelable leases as of December 31, 2019, which are excluded from this table.

Legal Proceedings

In the ordinary course of business, we are parties to regulatory and legal matters, including threats thereof, arising out of our operations. These matters may involve claims involving patent and intellectual property rights

(including alleged infringement of third-party intellectual property rights), tax matters (including value-added, excise, transient occupancy and accommodation taxes), regulatory compliance (including competition and consumer matters), defamation and other claims. Periodically, we review the status of all significant outstanding matters to assess any potential financial exposure. When (i) it is probable that an asset has been impaired or a liability has been incurred; and (ii) the amount of the loss can be reasonably estimated, we record the estimated loss in our consolidated statements of operations. We provide disclosures in the notes to the consolidated financial statements for loss contingencies that do not meet both of these conditions if there is a reasonable possibility that a loss may have been incurred that would be material to the consolidated financial statements. We base accruals on the best information available at the time which can be highly subjective. Although occasional adverse decisions or settlements may occur, we do not believe that the final disposition of any of these matters will have a material adverse effect on our business. However, the final outcome of these matters could vary significantly from our estimates. Finally, there may be claims or actions pending or threatened against us of which we are currently not aware and the ultimate disposition of which could have a material adverse effect on us. All legal fees incurred by the Company related to any regulatory and legal matters are expensed in the period incurred.

Income and Non-Income Taxes

We are under audit by the IRS and various other domestic and foreign tax authorities with regards to income tax and non-income tax matters. We have reserved for potential adjustments that may result from examinations by, or any negotiated agreements with, these tax authorities. Although we believe our tax estimates are reasonable, the final determination of audits could be materially different from our historical tax provisions and accruals. The results of an audit could have a material effect on our financial position, results of operations, or cash flows in the period for which that determination is made.

Refer to “Note 11: *Income Taxes*” for further information on potential contingencies surrounding income taxes.

NOTE 15: EMPLOYEE BENEFIT PLANS

Retirement Savings Plan

The Tripadvisor Retirement Savings Plan (the “401(k) Plan”), qualifies under Section 401(k) of the Internal Revenue Code. The 401(k) Plan allows participating employees, most of our U.S. employees, to make contributions of a specified percentage of their eligible compensation. Participating employees may contribute up to 50% of their eligible salary on a pre-tax basis, but not more than statutory limits. Employee-participants age 50 and over may also contribute an additional amount of their salary on a pre-tax tax basis up to the IRS Catch-Up Provision Limit (or “catch-up contributions”). Employees may also contribute into the 401(k) Plan on an after-tax basis up to (or “Roth 401(k) contributions”) to an annual maximum of 10%. The 401(k) Plan has an automatic enrollment feature at 6% pre-tax. We match 50% of the first 6% of employee contributions to the plan for a maximum employer contribution of 3% of a participant’s eligible earnings. The catch-up contributions are not eligible for employer matching contributions. The matching contributions portion of an employee’s account, vests after two years of service. Additionally, at the end of the 401(k) Plan year, we make a discretionary matching contribution to eligible participants. This additional discretionary matching employer contribution (or “true up”) is limited to match only contributions up to 3% of eligible compensation.

We also have various defined contribution plans for our international employees. Our contribution to the 401(k) Plan and our international defined contribution plans which are recorded in our consolidated statement of operations for the years ended December 31, 2019, 2018 and 2017 were \$14 million, \$13 million, and \$9 million, respectively.

Tripadvisor, Inc. Deferred Compensation Plan for Non-Employee Directors

The Company also has a Deferred Compensation Plan for Non-Employee Directors (the “Plan”). Under the Plan, eligible directors who defer their directors’ fees may elect to have such deferred fees (i) applied to the purchase of share units, representing the number of shares of our common stock that could have been purchased on the date such fees would otherwise be payable, or (ii) credited to a cash fund. The cash fund will be credited with interest at an annual rate equal to the weighted average prime or base lending rate of a financial institution selected

in accordance with the terms of the Plan and applicable law. Upon termination of service as a director of Tripadvisor, a director will receive (i) with respect to share units, such number of shares of our common stock as the share units represent, and (ii) with respect to the cash fund, a cash payment. Payments upon termination will be made in either one lump sum or up to five annual installments, as elected by the eligible director at the time of the deferral election.

Under the 2011 Plan, 100,000 shares of Tripadvisor common stock are available for issuance to non-employee directors. From the inception of the Plan through December 31, 2019, a total of 6,267 shares have been reserved for such purpose.

Tripadvisor, Inc. Executive Severance Plan and Summary Plan Description

Effective August 7, 2017, the Company adopted an Executive Severance Plan and Summary Plan Description (the “Severance Plan”) applicable to certain employees of the Company and its subsidiaries. The Severance Plan formalizes and standardizes the Company’s severance practices for certain designated employees (each, a “Participant” and, collectively, the “Participants”). Participants covered by the Severance Plan generally will be eligible to receive severance benefits in the event of a termination by the Company without Cause or, under certain circumstances, by the Participant for Good Reason. The severance benefits differ if there is a termination of employment in connection with a Change in Control. The severance benefits provided pursuant to the Severance Plan are determined based on the job classification of the Participants (as reflected in internal job profile designations) and, in certain cases, their years of service with the Company.

Under the Severance Plan, in the event of a termination by the Company without Cause more than three months prior to a Change in Control or more than twelve months following a Change in Control, the severance benefits for the Participant generally shall consist of the following:

- continued payment of base salary for a period of six to eighteen months following the date of such Participant’s termination of employment; and
- continuation of coverage under the Company’s health insurance plan through the Company’s payment of COBRA premiums for a period of six to eighteen months following the date of such Participant’s termination of employment.

Under the Severance Plan, in the event of a termination by the Company without Cause or by the Participant for Good Reason, in each case within three months prior to or twelve months following a Change in Control, the severance benefits for the Participant shall consist of the following:

- payment of a lump sum amount equal to (i) twelve to twenty-four months of the Participant’s Base Salary, plus (ii) the Participant’s Target Bonus multiplied by 1, 1.5 or 2; and
- payment of a lump sum amount equal to the premiums required to continue the Participant’s medical coverage under the Company’s health insurance plan for a period of twelve to twenty-four months.

The foregoing summary is qualified in its entirety by reference to the Executive Severance Plan and Summary Plan Description incorporated herein by reference as Exhibit 10.23 to this Annual Report on Form 10-K. Severance expense recorded under this plan was not significant during each of the years end December 31, 2019, 2018 and 2017.

NOTE 16: STOCKHOLDERS’ EQUITY

Preferred Stock

In addition to common stock, we are authorized to issue up to 100 million preferred shares, with \$ 0.001 par value per share, with terms determined by our Board of Directors, without further action by our stockholders. As of December 31, 2019, no preferred shares had been issued.

Common Stock and Class B Common Stock

Our authorized common stock consists of 1.6 billion shares of common stock with par value of \$0.001 per share, and 400 million shares of Class B common stock with par value of \$0.001 per share. Both classes of common stock qualify for and share equally in dividends, if declared by our Board of Directors. Common stock is entitled to one vote per share and Class B common stock is entitled to 10 votes per share. Holders of Tripadvisor common stock, acting as a single class, are entitled to elect a number of directors equal to 25% percent of the total number of directors, rounded up to the next whole number, which was three directors as of December 31, 2019. Class B common stockholders may, at any time, convert their shares into common stock, on a one for one share basis. Upon conversion, the Class B common stock is retired and is not available for reissue. In the event of liquidation, dissolution, distribution of assets or winding-up of Tripadvisor the holders of both classes of common stock have equal rights to receive all the assets of Tripadvisor after the rights of the holders of the preferred stock have been satisfied. There were 138,698,307 and 124,581,773 shares of common stock issued and outstanding, respectively, and 12,799,999 shares of Class B common stock issued and outstanding at December 31, 2019.

Accumulated Other Comprehensive Income (Loss)

Accumulated other comprehensive loss is primarily comprised of accumulated foreign currency translation adjustments, as follows for the periods presented:

	<u>December 31,</u> <u>2019</u>	<u>December 31,</u> <u>2018</u>
	(in millions)	
Cumulative foreign currency translation Adjustments, net of tax (1)	\$ (63)	\$ (62)
Total accumulated other comprehensive loss (2)	<u>\$ (63)</u>	<u>\$ (62)</u>

- (1) Through the year ended December 31, 2018, foreign currency translation adjustments excluded a provision for U.S. federal and state income taxes as a result of the Company's intention to indefinitely reinvest the earnings of its international subsidiaries outside of the United States. In response to increased cash requirements in the U.S. related to the Company's declaration of a special cash dividend and other strategic initiatives during the fourth quarter of 2019, we determined that we no longer consider certain foreign earnings to be indefinitely reinvested. The deferred income tax liability related to foreign currency translation adjustments is not material.
- (2) Our accumulated net unrealized gain (loss) on available for sale debt securities was not material as of December 31, 2018.

Treasury Stock

On January 25, 2017, our Board of Directors authorized the repurchase of \$250 million of our shares of common stock under a share repurchase program. During the year ended December 31, 2017, we repurchased a total of 6,079,003 shares of the Company's outstanding common stock under this share repurchase program at an average share price of \$41.13, exclusive of fees and commissions, or \$250 million in the aggregate, and completed this share repurchase program. As of December 31, 2017, there were 9,474,490 shares of the Company's common stock held in treasury with an aggregate cost of \$447 million.

On January 31, 2018, our Board of Directors authorized an additional repurchase of up to \$250 million of our shares of common stock under a share repurchase program. This share repurchase program has no expiration date but may be suspended or terminated by the Board of Directors at any time. During the year ended December 31, 2018, we repurchased 2,582,198 shares of our outstanding common stock at an average share price of \$38.73 per share, exclusive of fees and commissions, or \$100 million in the aggregate. As of December 31, 2018, we had a remaining \$150 million available to repurchase shares of our common stock under this share repurchase program. As of December 31, 2018, there were 12,056,688 shares of the Company's common stock held in treasury with an aggregate cost of \$547 million.

On November 1, 2019, our Board of Directors authorized the repurchase of an additional \$100 million in shares of our common stock under our existing share repurchase program, which increased the amount available to

the Company under this share repurchase program to \$250 million. During the year ended December 31, 2019, we repurchased 2,059,846 shares of our outstanding common stock at an average share price of \$29.32 per share, exclusive of fees and commissions, or \$60 million in the aggregate. As of December 31, 2019, we had \$190 million remaining available to repurchase shares of our common stock under this share repurchase program. As of December 31, 2019, there were 14,116,534 shares of the Company's common stock held in treasury with an aggregate cost of \$607 million.

Our Board of Directors authorized and directed management, working with the Executive Committee of our Board of Directors, to affect the share repurchase programs discussed above in compliance with applicable legal requirements.

Dividends

On November 1, 2019, the Company's Board of Directors declared a special cash dividend of \$3.50 per share, or approximately \$488 million in the aggregate. The dividend was payable on December 4, 2019 to stockholders of record on November 20, 2019. During the years ended December 31, 2018 and 2017, our Board of Directors did not declare any dividends on our outstanding common stock.

Any determination to pay dividends in the future will be at the discretion of our Board of Directors and will depend on our results of operations, earnings, capital requirements, financial condition, future prospects, contractual restrictions and other factors deemed relevant by our Board of Directors. Our ability to pay dividends is also limited by the terms of our 2015 Credit Facility. Refer to "Note 10: *Debt*" in the notes to the consolidated financial statements in Item 8 in this Annual Report on Form 10-K for additional information regarding this revolving credit facility. In connection with the declaration of such dividends, our non-vested RSUs are entitled to dividend equivalents, which will be payable to the holder subject to, and upon vesting of, the underlying awards. Our outstanding stock options are not entitled to dividend or dividend equivalents.

NOTE 17: RELATED PARTY TRANSACTIONS

Relationship between Liberty TripAdvisor Holdings, Inc. and TripAdvisor

We consider Liberty TripAdvisor Holdings, Inc. ("LTRIP") a related party. As of December 31, 2019, LTRIP beneficially owned approximately 18.2 million shares of our common stock and 12.8 million shares of our Class B common stock, which constitute 14.6% of the outstanding shares of common stock and 100% of the outstanding shares of Class B common stock. Assuming the conversion of all of LTRIP's shares of Class B common stock into common stock, LTRIP would beneficially own 22.5% of the outstanding common stock. Because each share of Class B common stock is entitled to ten votes per share and each share of common stock is entitled to one vote per share, LTRIP may be deemed to beneficially own equity securities representing 57.9% of our voting power. Refer to "Note 1: *Organization and Business Description*" above, which describes the evolution of our relationship with LTRIP. We had no related party transactions with LTRIP during the years ended December 31, 2019, 2018 or 2017.

NOTE 18: SEGMENT AND GEOGRAPHIC INFORMATION

Beginning in the first quarter of 2019 we have two reportable segments: (1) Hotels, Media & Platform; and (2) Experiences & Dining. Our Hotels, Media & Platform reportable segment includes the following revenue sources: (1) TripAdvisor-branded hotels revenue – primarily consisting of TripAdvisor-branded hotel metasearch auction revenue, and to a lesser extent transaction revenue from our hotel instant booking feature, subscription-based advertising and hotel sponsored placements advertising revenue; and (2) TripAdvisor-branded display and platform revenue – consisting of TripAdvisor-branded display-based revenue. All remaining business units have been combined into and reported as "Other", which includes Rentals, Flights/Cruises/Car, SmarterTravel, and TripAdvisor China, as none of these businesses meet the quantitative thresholds and other criteria to qualify as reportable segments, and therefore are combined and disclosed as Other. The nature of the services provided and revenue recognition policies are summarized by reported segment in "Note 4: *Revenue Recognition*."

All direct general and administrative costs are included in the applicable segments and business units; however, all corporate general and administrative costs are included in the Hotels, Media & Platform reportable segment. In addition, the Hotels, Media & Platform reportable segment includes all Tripadvisor-related brand advertising expenses (primarily television advertising), and technical infrastructure and other costs supporting the Tripadvisor platform.

Adjusted EBITDA is our segment profit measure and a key measure used by our management and Board of Directors to understand and evaluate the operating performance of our business and on which internal budgets and forecasts are based and approved. We define Adjusted EBITDA as net income (loss) plus: (1) provision for income taxes; (2) other income (expense), net; (3) depreciation of property and equipment, including amortization of internal use software and website development; (4) amortization of intangible assets; (5) stock-based compensation and other stock-settled obligations; (6) goodwill, long-lived asset and intangible asset impairments; (7) legal reserves and settlements; (8) restructuring and other related reorganization costs; and (9) non-recurring expenses and income. During the fourth quarter of 2019, the Company revised its Adjusted EBITDA definition to exclude restructuring and other related reorganization costs, as the Company believes these costs are not directly tied to the ongoing core operations of our business. The Company believes that excluding these amounts better enables management and investors to compare financial results between periods as these costs may vary independent of business performance. This revision to our definition did not have a material impact to Adjusted EBITDA for any period prior to the year ended December 31, 2019; therefore, no reclassifications have been made to conform the prior periods to the current period presentation. This revision had no effect on consolidated GAAP results in any period.

The following tables present our segment information for the years ended December 31, 2019, 2018 and 2017 and includes a reconciliation of Adjusted EBITDA to Net Income. We record depreciation of property and equipment, including amortization of internal-use software and website development, amortization of intangible assets, stock-based compensation and other stock-settled obligations, legal reserves and settlements, restructuring and other related reorganization costs, other income (expense), net, other non-recurring expenses and income, net, and income taxes, which are excluded from segment operating performance, in corporate and unallocated. In addition, we do not report our assets, capital expenditures and related depreciation expense by segment as our CODM does not use this information to evaluate operating segments. Accordingly, we do not regularly provide such information by segment to our CODM. Intersegment revenue is not material and is included in Other.

	Year ended December 31, 2019				
	Hotels, Media & Platform (1)	Experiences & Dining	Other (2) (in millions)	Corporate and Unallocated	Total
Revenue	\$ 939	\$ 456	\$ 165	\$ —	\$ 1,560
Adjusted EBITDA	378	5	55	—	438
Depreciation				(93)	(93)
Amortization of intangible assets				(33)	(33)
Stock-based compensation				(124)	(124)
Restructuring and other related reorganization costs				(1)	(1)
Operating income					187
Other income, net					7
Income before income taxes					194
Provision for income taxes					(68)
Net income					\$ 126

	Year ended December 31, 2018				
	Hotels, Media & Platform (1)	Experiences & Dining	Other (2) (in millions)	Corporate and Unallocated	Total
Revenue	\$ 1,001	\$ 372	\$ 242	\$ —	\$ 1,615
Adjusted EBITDA	329	48	45	—	422
Depreciation				(82)	(82)
Amortization of intangible assets				(34)	(34)
Stock-based compensation				(118)	(118)
Legal reserves and settlements				(5)	(5)
Operating income					183
Other expense, net					(10)
Income before income taxes					173
Provision for income taxes					(60)
Net income					<u>\$ 113</u>

	Year ended December 31, 2017				
	Hotels, Media & Platform (1)	Experiences & Dining	Other (2) (in millions)	Corporate and Unallocated	Total
Revenue	\$ 1,022	\$ 264	\$ 270	\$ —	\$ 1,556
Adjusted EBITDA	267	23	41	—	331
Depreciation				(79)	(79)
Amortization of intangible assets				(32)	(32)
Stock-based compensation				(96)	(96)
Operating income					124
Other expense, net					(14)
Income before income taxes					110
Provision for income taxes (3)					(129)
Net loss					<u>\$ (19)</u>

- (1) Includes allocated corporate general and administrative costs of \$69 million, \$77 million and \$76 million and Tripadvisor-branded advertising expenses (primarily television advertising) of \$77 million, \$122 million and \$82 million for the years ended December 31, 2019, 2018 and 2017, respectively.
- (2) Other consists of the combination of our Rentals, Flights/Cruises/Car, SmarterTravel and Tripadvisor China business units and does not constitute a reportable segment.
- (3) The year ended December 31, 2017 reflects \$67 million of Transition Tax and \$6 million of tax expense recorded due to the remeasurement of net deferred tax assets related to the 2017 Tax Act enacted on December 22, 2017. Refer to “Note 11: *Income Taxes*” for further information.

Revenue and Geographic Information

Our revenue sources within our Hotels, Media & Platform segment, which are Tripadvisor-branded hotels revenue and Tripadvisor-branded display and platform revenue; which along with our Experience & Dining and Other revenue source, comprise our products. Refer to “Note 4: *Revenue Recognition*” for our revenue by source.

The Company measures its geographic revenue information to the physical location of the Tripadvisor subsidiary which generates the revenue, which is consistent with our measurement of long-lived physical assets, or property and equipment, net. The geographic classification is independent of where the consumer resides, where the consumer is physically located while using the Company's services, or the location of the travel service provider, experience operator or restaurant. For example, a reservation made through Tripadvisor.com at a hotel in the U.S. by a consumer in the U.S. could be part of the Company's non-U.S. revenue.

	Year ended December 31,		
	2019	2018	2017
	(in millions)		
Revenue			
United States	\$ 821	\$ 835	\$ 802
United Kingdom	466	508	530
All other countries	273	272	224
Total revenue	<u>\$ 1,560</u>	<u>\$ 1,615</u>	<u>\$ 1,556</u>

The Company's property and equipment, net for the United States and all other countries based on the geographic location of the assets consists of the following for the periods presented:

	December 31,	
	2019	2018
	(in millions)	
Property and equipment, net		
United States	\$ 227	\$ 214
All other countries	43	39
Total	<u>\$ 270</u>	<u>\$ 253</u>

NOTE 19: OTHER INCOME (EXPENSE), NET

Other income (expense), net, consists of the following for the periods presented:

	Year Ended December 31,		
	2019	2018	2017
	(in millions)		
Foreign currency exchange rates gains (losses), net (1)	\$ (2)	\$ (9)	\$ 1
Gain (loss) and impairments on equity investments in privately-held companies, net	—	1	(2)
Gain (loss) from equity method investment, net	(1)	—	—
Other income (expense), net	—	3	1
Total	<u>\$ (3)</u>	<u>\$ (5)</u>	<u>\$ —</u>

- (1) Our foreign currency exchange gains (losses), net, are generally related to foreign exchange transaction gains and losses from the conversion of the transaction currency to the functional currency, partially offset by the foreign currency forward contract gains and losses.

NOTE 20: QUARTERLY FINANCIAL INFORMATION (UNAUDITED)

The following table presents selected unaudited financial information for the eight quarters in the period ended December 31, 2019. The results for any quarter are not necessarily indicative of future quarterly results and, accordingly, period to period comparisons should not be relied upon as an indication of future performance.

	Three Months Ended			
	March 31	June 30	September 30	December 31
Year ended December 31, 2019				
Revenue	\$ 376	\$ 422	\$ 428	\$ 335
Operating income	31	66	68	23
Net income	26	34	50	15
Basic earnings per share (1)	\$ 0.19	\$ 0.24	\$ 0.36	\$ 0.11
Diluted earnings per share (1)	\$ 0.18	\$ 0.24	\$ 0.36	\$ 0.11
Year ended December 31, 2018				
Revenue	\$ 378	\$ 433	\$ 458	\$ 346
Operating income	23	49	89	23
Net income	5	32	69	7
Basic earnings per share (1)	\$ 0.04	\$ 0.23	\$ 0.50	\$ 0.05
Diluted earnings per share (1)	\$ 0.04	\$ 0.23	\$ 0.49	\$ 0.05

(1) Earnings per share is computed independently for each of the quarters presented. Therefore, the sum of the quarterly earnings per share may not equal the total computed for the year.

Item 9. Changes in and Disagreements with Accountants on Accounting and Financial Disclosure

None.

Item 9A. Controls and Procedures

Evaluation of Disclosure Controls and Procedures

As of December 31, 2019, our management, with the participation of our Chief Executive Officer and President and our Chief Financial Officer, evaluated the effectiveness of our disclosure controls and procedures pursuant to Rule 13a-15(e) and 15d-15(e) promulgated under the Securities Exchange Act of 1934, as amended, or the Exchange Act. Based upon that evaluation, our Chief Executive Officer and President and our Chief Financial Officer concluded that, as of December 31, 2019, our disclosure controls and procedures were effective in ensuring that material information required to be disclosed in the reports that we file or submit under the Exchange Act is recorded, processed, summarized and reported within the time periods specified in the Securities and Exchange Commission's, or the SEC's, rules and forms, including ensuring that such material information is accumulated and communicated to our management, including our Chief Executive Officer and President and our Chief Financial Officer, as appropriate to allow timely decisions regarding required disclosure.

Changes in Internal Control over Financial Reporting

There were no changes to our internal control over financial reporting that occurred during the quarter ended December 31, 2019 that have materially affected, or are reasonably likely to materially affect, our internal control over financial reporting.

Management's Report on Internal Control over Financial Reporting

Our management is responsible for establishing and maintaining adequate internal control over financial reporting, as defined in Rule 13a-15(f) of the Exchange Act. Internal control over financial reporting is a process to provide reasonable assurance regarding the reliability of our financial reporting for external purposes in accordance

with accounting principles generally accepted in the United States of America. Under the supervision and with the participation of the Company's management, including the Chief Executive Officer and President and the Chief Financial Officer, the Company conducted an evaluation of the effectiveness of our internal control over financial reporting based on the criteria for effective internal control over financial reporting described in *Internal Control—Integrated Framework (2013)* issued by the Committee of Sponsoring Organizations of the Treadway Commission.

The Company's management evaluated the effectiveness of the Company's internal control over financial reporting as of December 31, 2019. Pursuant to Exchange Act Rule 13a-15(d) or 15d-15(d), management has concluded that, as of December 31, 2019, our internal control over financial reporting was effective. Management has reviewed its assessment with the Audit Committee. KPMG LLP, an independent registered public accounting firm, has audited the effectiveness of our internal control over financial reporting as of December 31, 2019, as stated in their report which is included below.

Limitations on Effectiveness of Controls and Procedures

Management does not expect that our disclosure controls and procedures or our internal control over financial reporting will prevent or detect all error and fraud. Any control system, no matter how well designed and operated, is based upon certain assumptions and can provide only reasonable, not absolute, assurance that its objectives will be met. Further, no evaluation of controls can provide absolute assurance that misstatements due to error or fraud will not occur or that all control issues and instances of fraud, if any, within our company have been detected.

REPORT OF INDEPENDENT REGISTERED PUBLIC ACCOUNTING FIRM

To the Stockholders and Board of Directors
Tripadvisor, Inc.:

Opinion on Internal Control Over Financial Reporting

We have audited Tripadvisor, Inc. and subsidiaries' (the Company) internal control over financial reporting as of December 31, 2019, based on criteria established in *Internal Control – Integrated Framework (2013)* issued by the Committee of Sponsoring Organizations of the Treadway Commission. In our opinion, the Company maintained, in all material respects, effective internal control over financial reporting as of December 31, 2019, based on criteria established in *Internal Control – Integrated Framework (2013)* issued by the Committee of Sponsoring Organizations of the Treadway Commission.

We also have audited, in accordance with the standards of the Public Company Accounting Oversight Board (United States) (PCAOB), the consolidated balance sheets of the Company as of December 31, 2019 and 2018, the related consolidated statements of operations, comprehensive income, changes in stockholders' equity, and cash flows for each of the years in the three-year period ended December 31, 2019, and the related notes (collectively, the consolidated financial statements), and our report dated February 19, 2020 expressed an unqualified opinion on those consolidated financial statements.

Basis for Opinion

The Company's management is responsible for maintaining effective internal control over financial reporting and for its assessment of the effectiveness of internal control over financial reporting, included in the accompanying Management's Report on Internal Control over Financial Reporting. Our responsibility is to express an opinion on the Company's internal control over financial reporting based on our audit. We are a public accounting firm registered with the PCAOB and are required to be independent with respect to the Company in accordance with the U.S. federal securities laws and the applicable rules and regulations of the Securities and Exchange Commission and the PCAOB.

We conducted our audit in accordance with the standards of the PCAOB. Those standards require that we plan and perform the audit to obtain reasonable assurance about whether effective internal control over financial reporting was maintained in all material respects. Our audit of internal control over financial reporting included obtaining an understanding of internal control over financial reporting, assessing the risk that a material weakness exists, and testing and evaluating the design and operating effectiveness of internal control based on the assessed risk. Our audit also included performing such other procedures as we considered necessary in the circumstances. We believe that our audit provides a reasonable basis for our opinion.

Definition and Limitations of Internal Control Over Financial Reporting

A company's internal control over financial reporting is a process designed to provide reasonable assurance regarding the reliability of financial reporting and the preparation of financial statements for external purposes in accordance with generally accepted accounting principles. A company's internal control over financial reporting includes those policies and procedures that (1) pertain to the maintenance of records that, in reasonable detail, accurately and fairly reflect the transactions and dispositions of the assets of the company; (2) provide reasonable assurance that transactions are recorded as necessary to permit preparation of financial statements in accordance with generally accepted accounting principles, and that receipts and expenditures of the company are being made only in accordance with authorizations of management and directors of the company; and (3) provide reasonable assurance regarding prevention or timely detection of unauthorized acquisition, use, or disposition of the company's assets that could have a material effect on the financial statements.

Because of its inherent limitations, internal control over financial reporting may not prevent or detect misstatements. Also, projections of any evaluation of effectiveness to future periods are subject to the risk that controls may become inadequate because of changes in conditions, or that the degree of compliance with the policies or procedures may deteriorate.

/s/ KPMG LLP

Boston, Massachusetts
February 19, 2020

Item 9B. Other Information

Not applicable.

PART III

Item 10. Directors, Executive Officers and Corporate Governance

The information required under this item is incorporated herein by reference to our 2020 Proxy Statement, which proxy statement will be filed with the Securities and Exchange Commission not later than 120 days after the close of our fiscal year ended December 31, 2019.

Item 11. Executive Compensation

The information required under this item is incorporated herein by reference to our 2020 Proxy Statement, which proxy statement will be filed with the Securities and Exchange Commission not later than 120 days after the close of our fiscal year ended December 31, 2019.

Item 12. Security Ownership of Certain Beneficial Owners and Management and Related Stockholder Matters

The information required under this item is incorporated herein by reference to our 2020 Proxy Statement, which proxy statement will be filed with the Securities and Exchange Commission not later than 120 days after the close of our fiscal year ended December 31, 2019.

Item 13. Certain Relationships and Related Transactions, and Director Independence

The information required under this item is incorporated herein by reference to our 2020 Proxy Statement, which proxy statement will be filed with the Securities and Exchange Commission not later than 120 days after the close of our fiscal year ended December 31, 2019.

Item 14. Principal Accounting Fees and Services

The information required under this item is incorporated herein by reference to our 2020 Proxy Statement, which proxy statement will be filed with the Securities and Exchange Commission not later than 120 days after the close of our fiscal year ended December 31, 2019.

PART IV

Item 15. Exhibits, Financial Statement Schedules

(a) The following is filed as part of this Annual Report on Form 10-K:

1. *Consolidated Financial Statements*: The consolidated financial statements and report of independent registered public accounting firms required by this item are included in Part II, Item 8.

All other schedules are omitted because they are not applicable or not required, or because the required information is shown either in the consolidated financial statements or in the notes thereto.

(b) Exhibits:

Exhibit No.	Exhibit Description	Filed Herewith	Incorporated by Reference			
			Form	SEC File No.	Exhibit No.	Filing Date
3.1	Restated Certificate of Incorporation of Tripadvisor, Inc.		8-K	001-35362	3.1	12/27/11
3.2	Amended and Restated Bylaws of Tripadvisor, Inc.		8-K	001-35362	3.2	12/27/11
3.3	Amendment No. 1 to Amended and Restated Bylaws of Tripadvisor, Inc.		8-K	001-35362	3.1	2/12/13
4.1	Specimen Tripadvisor, Inc. Common Stock Certificate		S-4/A	333-175828-01	4.6	10/24/11
4.2	Description of the Registrant's Securities Registered Pursuant to Section 12 of the Securities Exchange Act of 1934	X				
10.1	Governance Agreement, by and among Tripadvisor, Inc., Liberty Interactive Corporation and Barry Diller, dated as of December 20, 2011		8-K	001-35362	10.1	12/27/11
10.2	Tax Sharing Agreement by and between Tripadvisor, Inc. and Expedia, Inc., dated as of December 20, 2011		8-K	001-35362	10.2	12/27/11
10.3+	Amended and Restated Tripadvisor, Inc. 2011 Stock and Annual Incentive Plan		10-Q	001-35362	10.1	11/8/16
10.4+	Tripadvisor, Inc. 2018 Stock and Annual Incentive Plan		10-Q	001-35362	10.1	8/1/18
10.5+	Tripadvisor, Inc. Deferred Compensation Plan for Non-Employee Directors		S-8	333-178637	4.6	12/20/11
10.6	Corporate Headquarters Lease with Normandy Gap-V Needham Building 3, LLC, as landlord, dated as of June 20, 2013		10-Q	001-35362	10.1	7/24/13
10.7	Guaranty dated June 20, 2013 by Tripadvisor, Inc. for the benefit of Normandy Gap-V Needham Building 3, LLC, as landlord		10-Q	001-35362	10.2	7/24/13
10.8+	Employment Agreement between Tripadvisor LLC and Seth Kalvert, effective as of May 19, 2016		8-K	001-35362	10.1	5/23/16
10.9+	Amendment to Employment Agreement between Tripadvisor LLC and Seth Kalvert, dated as of February 19, 2018		10-K	001-35362	10.8	2/21/18
10.10+	Employment Agreement between Tripadvisor LLC and Stephen Kaufer, effective as of March 31, 2014		10-Q	001-35362	10.3	5/6/14
10.11+	Amendment to Employment Agreement between Tripadvisor LLC and Stephen Kaufer, effective as of November 28, 2017		10-K	001-35362	10.10	2/21/18
10.12+	Amended and Restated Option Agreement dated June 5, 2017 between Stephen Kaufer and Tripadvisor, Inc.		8-K	001-35362	10.1	6/8/17
10.13+	Stock Option Agreement (time-based) between Stephen Kaufer and Tripadvisor, Inc. dated November 28, 2017		10-K	001-35362	10.12	2/21/18
10.14+	RSU Agreement (time-based) between Stephen Kaufer and Tripadvisor, Inc. dated November 28, 2017		10-K	001-35362	10.13	2/21/18

Exhibit No.	Exhibit Description	Filed Herewith	Incorporated by Reference			Filing Date
			Form	SEC File No.	Exhibit No.	
10.15+	RSU Agreement (performance based (market)) between Stephen Kaufer and Tripadvisor, Inc. dated November 28, 2017		10-K	001-35362	10.14	2/21/18
10.16+	RSU Agreement (performance based (financial and strategic)) between Stephen Kaufer and Tripadvisor, Inc. dated November 28, 2017		10-K	001-35362	10.15	2/21/18
10.17+	Viator, Inc. 2010 Stock Incentive Plan		S-8	333-198726	99.1	9/12/14
10.18+	Offer Letter dated May 9, 2017, between Tripadvisor Limited and Dermot Halpin		10-Q	001-35362	10.1	5/9/17
10.19	Credit Agreement dated as of June 26, 2015 by and among Tripadvisor, Inc., Tripadvisor Holdings, LLC, Tripadvisor LLC, JPMorgan Chase Bank, N.A., as Administrative Agent; J.P. Morgan Europe Limited, as London Agent; Morgan Stanley Bank, N.A.; Bank of America, N.A.; BNP Paribas; SunTrust Bank; Wells Fargo Bank, National Association; Royal Bank of Canada; Barclays Bank PLC; U.S. Bank National Association; Citibank, N.A.; The Bank of Tokyo-Mitsubishi UFJ, Ltd.; Goldman Sachs Bank USA; and Deutsche Bank AG New York Branch		8-K	001-35362	10.1	6/30/15
10.20	First Amendment, dated as of May 12, 2017, by and among Tripadvisor, Inc., Tripadvisor Holdings, LLC, Tripadvisor LLC and other Subsidiary Loan Parties party thereto, the Lenders party thereto, JPMorgan Chase Bank, N.A., as administrative agent, and J.P.Morgan Europe Limited, as London Agent		8-K	001-35362	10.1	5/15/17
10.21+	Employment Agreement, dated as of October 6, 2015, between Tripadvisor, LLC and Ernst Teunissen		8-K	001-35362	10.1	10/8/15
10.22+	Amendment to Employment Agreement, dated as of November 28, 2017, between Tripadvisor, LLC and Ernst Teunissen		10-K	001-35362	10.21	2/21/18
10.23+	Executive Severance Plan and Summary Plan Description		10-Q	001-35362	10.4	8/8/17
10.24	Form of Tripadvisor Media Group Master Advertising Insertion Order		10-K	001-35362	10.23	2/21/18
10.25+	Form of Option Agreement (Domestic)		10-Q	001-35362	10.1	5/8/18
10.26+	Form of Option Agreement (International)		10-Q	001-35362	10.2	5/8/18
10.27+	Form of Restricted Stock Unit Agreement (Domestic)		10-Q	001-35362	10.3	5/8/18
10.28+	Form of Restricted Stock Unit Agreement (International)		10-Q	001-35362	10.4	5/8/18
10.29+	Form of Restricted Stock Unit Agreement (French)		10-Q	001-35362	10.5	5/8/18
10.30+	Form of Restricted Stock Unit Agreement (Performance Based Domestic)		10-Q	001-35362	10.6	5/8/18
10.31+	Form of Restricted Stock Unit Agreement (Performance Based French)		10-Q	001-35362	10.7	5/8/18
10.32+	Form of Restricted Stock Unit Agreement (Non-Employee Directors)		10-Q	001-35362	10.2	8/1/18

Exhibit No.	Exhibit Description	Filed Herewith	Incorporated by Reference			Filing Date
			Form	SEC File No.	Exhibit No.	
10.33+	Governance Agreement dated as of November 6, 2019 between Tripadvisor, Inc and Trip.com Group Limited		8-K	001-35362	10.1	11/6/19
21.1	Subsidiaries of the Registrant	X				
23.1	Consent of KPMG, LLP, Independent Registered Public Accounting Firm	X				
24.1	Power of Attorney (included in signature page)	X				
31.1	Certification of the Chief Executive Officer pursuant to Section 302 of the Sarbanes-Oxley Act of 2002	X				
31.2	Certification of the Chief Financial Officer pursuant to Section 302 of the Sarbanes-Oxley Act of 2002	X				
32.1	Certification of the Chief Executive Officer pursuant to Section 906 of the Sarbanes-Oxley Act of 2002	X				
32.2	Certification of the Chief Financial Officer pursuant to Section 906 of the Sarbanes-Oxley Act of 2002	X				
101.INS	Inline XBRL Instance Document - the instance document does not appear in the Interactive Data File because its XBRL tags are embedded within the Inline XBRL document.	X				
101.SCH	Inline XBRL Taxonomy Extension Schema Document.	X				
101.CAL	Inline XBRL Taxonomy Extension Calculation Linkbase Document.	X				
101.DEF	Inline XBRL Taxonomy Extension Definition Linkbase Document.	X				
101.LAB	Inline XBRL Taxonomy Extension Label Linkbase Document.	X				
101.PRE	Inline XBRL Taxonomy Extension Presentation Linkbase Document.	X				
104	Cover Page Interactive Data File (embedded within the Inline XBRL document).	X				

+ Indicates a management contract or a compensatory plan, contract or arrangement.

Item 16. Form 10-K Summary

Not applicable.

Signatures

Pursuant to the requirements of the Section 13 or 15(d) of Securities Exchange Act of 1934, the Registrant has duly caused this report to be signed on its behalf by the undersigned, hereunto duly authorized.

TRIPADVISOR, INC.

February 19, 2020

By: /s/ STEPHEN KAUFER

Stephen Kaufer
Chief Executive Officer and
President

POWER OF ATTORNEY

We, the undersigned officers and directors of Tripadvisor, Inc., hereby severally constitute and appoint Stephen Kaufer and Ernst Teunissen, and each of them singly, our true and lawful attorneys, with full power to them and each of them singly, to sign for us in our names in the capacities indicated below, all amendments to this report, and generally to do all things in our names and on our behalf in such capacities to enable Tripadvisor, Inc. to comply with the provisions of the Securities Exchange Act of 1934, and all requirements of the Securities and Exchange Commission.

Pursuant to the requirements of the Securities Exchange Act of 1934, this report has been signed below by the following persons on behalf of the Registrant and in the capacities indicated as of February 19, 2020.

<u>Signature</u>	<u>Title</u>
<u>/s/ STEPHEN KAUFER</u> Stephen Kaufer	Chief Executive Officer, President and Director (Principal Executive Officer)
<u>/s/ ERNST TEUNISSEN</u> Ernst Teunissen	Chief Financial Officer (Principal Financial Officer)
<u>/s/ GEOFFREY GOUVALARIS</u> Geoffrey Gouvalaris	Chief Accounting Officer (Principal Accounting Officer)
<u>/s/ GREGORY B. MAFFEI</u> Gregory B. Maffei	Chairman of the Board
<u>/s/ TRYNKA SHINEMAN BLAKE</u> Trynka Shineman Blake	Director
<u>/s/ JAY C. HOAG</u> Jay C. Hoag	Director
<u>/s/ BETSY MORGAN</u> Betsy Morgan	Director
<u>/s/ JEREMY PHILIPS</u> Jeremy Philips	Director
<u>/s/ SPENCER M. RASCOFF</u> Spencer M. Rascoff	Director
<u>/s/ ALBERT E. ROSENTHALER</u> Albert E. Rosenthaler	Director

Signature

Title

/s/ ROBERT S. WIESENTHAL

Director

Robert S. Wiesenthal

Board of Directors

Gregory B. Maffei
Chairman

Stephen Kaufer
Director, President and Chief
Executive Officer

Jay C. Hoag
Director

Betsy L. Morgan
Director

M. Greg O'Hara
Director

Jeremy Philips
Director

Spencer M. Rascoff
Director

Albert Rosenthaler
Director

Trynka Shineman Blake
Director

Robert S. Wiesenthal
Director

Executive Officers

Stephen Kaufer
President and
Chief Executive Officer

Ernst Teunissen
Senior Vice President,
Chief Financial Officer and
Treasurer

Seth Kalvert
Senior Vice President,
General Counsel and
Secretary

Lindsay Nelson
Chief Experience and Brand
Officer

Kanika Soni
Chief Commercial Officer

Corporate and Stockholder Information

Headquarters

TripAdvisor, Inc.
400 1st Ave.
Needham, Massachusetts 02494

Exchange Listing and Ticker Symbol

NASDAQ Global Select Market, "TRIP"

Annual Meeting

June 9, 2020
11:00 a.m. Eastern Time
www.virtualshareholdermeeting.com/TRIP2020

Publications and Reports

A variety of stockholder publications and reports, including TripAdvisor's Annual Report on Form 10-K, proxy statement, financial news releases and a variety of legal filings are available at <http://ir.tripadvisor.com>. Stockholders can also request a copy of the Annual Report and proxy statement by contacting the Secretary of TripAdvisor, Inc., 400 1st Avenue, Needham, Massachusetts 02494.

Independent Registered Public Accounting Firm

KPMG LLP
Two Financial Center
60 South Street
Boston, Massachusetts 02110

Transfer Agent and Registrar

Computershare
P.O. Box 358015
Pittsburgh, PA 15252

Electronic Delivery

Most stockholders can elect to receive e-mails in the future with links to the Annual Report, proxy statement and voting web site. Registered stockholders can sign up for electronic delivery at www.bnymellon.com/shareowner/equityaccess. Street name stockholders should contact their bank or broker to inquire about electronic delivery.

